

NSQG Newsletter - September 2015

September 2015		October 2015	
Wed 2	Comfort Quilts	Sat 3	Landscape SIG; Long Arm SIG
Tue 8	Board Meeting; Quilt Show Meeting	Wed 7	Comfort Quilts
Sat 12	Landscape SIG; Long Arm SIG	Tue 13	Board Meeting
Tue 15	Guild Meeting: Susan B. Cleveland	Tue 20	Guild Meeting: Marge Tucker
Wed 16	Workshop: <i>"Piping Hot Curves"</i>	Wed 21	Comfort Quilts
Wed 16	Comfort Quilts (North Salem)	Wed 21	Workshop: <i>"Going in Circles"</i>
Fri 18	Newsletter Submissions due	Fri 23	Newsletter submissions due

President's Message

Greetings and welcome to a new NSQG year!

It has been a busy summer for many Board members as they prepare for another smashing year for our Guild. We all look forward to greeting our old friends and meeting new members. The Guild provides a myriad of ways to reinforce our quilting interests, whether it be traditional, art, modern or someplace in between. Please take advantage of as many as you can fit into your busy lives.

There is a line up of exciting lectures and workshops covering all areas of quilting and design. The workshops by world renowned artists offered by the Guild at truly bargain prices should not be missed. Nowhere else can you get a full day of instruction of this calibre for \$50. So run to the Programs sign up table as soon as you can!

Our own NSQG members offer fun and instruction together to keep the mid-winter "blues" away. Sign up for Super-Saturday on February 27th. Again, a bargain price, with lunch thrown in. Pick a project from the list.....or "do your own thing."

If you have something you would like to teach to your fellow members please contact Jean Degl. The project list for this year is not yet filled. (You will love the praise you get from your class.)

The Educational Programs offered in January & February always have something new and interesting for us to learn. Our own members again offering you tips and tricks. There are a number of SIGs (Special Interest Groups) which meet prior to meetings or in some cases, at other times and outside places. Check the Newsletters for one that would interest you and join in. If you have an interest that is not covered by our SIGs we can try to get a new one started if you let us know. All it takes is a group of people interested in the subject and some kind of leadership to keep it going.

I can report that forward movement on the new show venue at WestConn is in full gear! Much has been accomplished but many decisions are still to be made. This is such an exciting time. If you want to be part of it offer your services to Susan Fasnacht to

be a member of the Show Committee. The inaugural Committee will have a sense of pride about the show for years to come. "I helped pull this together!"

Many places need help at meeting time - hospitality table, admissions, library, to name a few. There is no better way to feel like you "belong" than to offer help, even if it can only be once in a while. Contact any Chairperson, or me, to get started. This is a fantastic Guild and the more we do, the more we get.

Joyce Sullivan, President
President@Northernstarquilters.com

Membership

Welcome to our new and returning members! We look forward to seeing you at our September meeting!

If you have returned your membership form prior to the September meeting, you will be eligible for the raffle drawing for quilt store gift certificates. You can use [this link](#) to print a membership form. We would also like to encourage you to bring a guest to this exciting meeting.

Are you a new member to the Guild? We would like to invite you to sit at the new member table when you arrive at the meeting, please look for the balloon. Veteran members will be available to answer any questions you may have and help you join the fun. Please remember to wear your name tag!

Membership Books will be available at the October meeting.

Christine Wilhelm, VP Membership
Membership@Northernstarquilters.com

Programs

We are pleased to advise that all of our workshops for the 2015-2016 year will be held at the **Vista Fire Department**, in South Salem, NY. This is a modern facility with plenty of parking, handicapped ramp for sewing machine access, clean restrooms, internet service (not wireless) and access to restaurants and deli's for lunch. It may be 10 minutes further for some of our members but well worth the trip!

General Directions:

From NY: I 684 to Rte. 35 East – continue for approximately 8 miles then turn right onto Rte. 123. After approximately 4 miles, Vista Fire Dept. is on the left side of the road. Address for GPS is 377 Smith Ridge Rd.

From Connecticut, take I 95 to Rte. 7 North, to Merritt Pkwy South; take Exit 38, Rte. 123 North into NY, in about a mile or so after the NY border the Vista Fire Dept. will be on your right.

Or take Merritt Pkwy North to Exit 38, take 123 North into NY, in about a mile or so after the NY border the Vista Fire Dept. will be on your right.

There is space in both Susan Cleveland and Marge Tuckers classes. Spend a pleasant day filled with learning and laughter. Take advantage of our wonderful guilds offer for providing these great lectures and classes with quilters who share their talents. SIGN UP!

September - Susan B. Cleveland Lecture: September 15th - "My Eclectic Quilt Pageant"



Join one of the world's most enthusiastic personalities for ooo's, aaaah's, and laughter to learn a plethora of tips to increase accuracy and add fresh, interesting details with piping, prairie points, heavy threads, and embellishments. See how to take show pieces to new levels and add charming surprises to simple pieces. Susan will share real live quilts and you may recognize many quilts as winners in AQS Paducah shows and International Quilt Festivals in Houston! Don't miss out on this good time.

Workshop: September 16th - "Piping Hot Curves"

Accent curves with piping! This technique is wonderful for traditional curved patterns as well as contemporary designs. Students will learn to make perfect piping and add that to a lively macaroni block. Piping adds pizzazz!

October - Marge Tucker

Lecture: October 20th - "How I Got There From Here"

In this lecture, Marge tells about her quilting journey, from the first quilt she remembers seeing to becoming a quilt instructor/fiber artist. She also discusses her inspirations for quilt designs and how quilting has changed her life.

As an award winning quilt designer and teacher, Marge considers herself as an eclectic quilter, and at the moment is enjoying a more liberal style of piecing that can be used both traditional or contemporary quilts.

Workshop: October 21st - "Going in Circles"

This class will show you how to do a unique technique of curved piecing. These curved blocks give added movement and motion and work well with many blocks both traditional and abstract blocks.



Library

Library Volunteers Needed

Looking forward to seeing everyone at the September meeting. So hard to believe the summer is almost over! I purchased several books from the Quilt Basket closing sale which will be available to borrow at the September meeting.

- BEADING ARTISTRY FOR QUILTS by Thom Atkins
- SIMPLE CIRCLES AND QUICK CURVES by Nancy Mahoney
- TWOSEY-FOURSEY QUILTS by Cathy Wierzbicki
- RHAPSODY QUILTS by Ricky Tims

New issues of "Quilting Arts" and "Machine Quilting Unlimited" magazines will also be available.

Please let me know if there is a particular book or DVD you would like to be part of the library.

As noted in the September Special Issue, I need volunteers for the library. In order to keep our library great, relevant and running smoothly (like the great job done by Dee Plouffe - thanks!), many hands will be needed.

If you are willing to help at the Library table at our monthly meetings, please call or email me. The duties are simple:

- Collect returned books
- Help sign out books
- Re-shelve books

No need to volunteer for every meeting, any help is appreciated.

JoAnn O'Rourke, Library
Library@Northernstarquilters.com

Hospitality

It is a pleasure to welcome everyone back from summer vacation. For September, we are asking that members whose last names begin with G, H, or I, will please bring a snack to share. Finger foods to consider, cheese and crackers, trail mix, veggie platter & dip, fresh fruit cut into bite size pieces, and of course, anything baked.

Don't forget to pick up a free raffle ticket when you bring in a snack.

Please stop by the raffle table and take a chance – 3 tickets for \$1! You have to be in it to win it!

We will again continue the Holiday Food Drive. This year we will collect at our November meeting, so we may have the donations to the food banks by holiday season. Last year's drive was very successful but didn't actually take place until March. Crazy winter! Details in future newsletters.

Laureen Cannella, Hospitality
Hospitality@Northernstarquilters.com

Education

News from our Special Interest Groups (SIGs)

Domestic Machine Quilting - Helen Boland

Domestic Machine Quilting SIG will meet before the September Guild meeting at 5:45 in the back of the cafeteria. April Russell will facilitate the meeting this month. Please bring any machine quilting samples you have done over the summer to share with the group. New members are always welcome. Please contact Helen Boland for more information.

Art Quilters - Carol Weber

The Art Quilters group will be meeting at 5:45 in the Teacher's Lounge before the September meeting. Returning members and new members are encouraged to attend. The instructions for the annual challenge will be given out, and ideas for this year's focus will be discussed. Please bring your summer Show and Tell items!

Landscape Quilters - Don Gough

The Landscape group will be meeting on Saturday, September 12th and October 3rd. All meetings will be from 1pm to 3pm at the Astoria Bank in Somers on the second floor.

Long Arm Group - Diane Linker

The next meetings of the Long Arm SIG will be on September 12th at the home of Diane Linker and on October 3rd at the home of Chris Roche.

Jennifer Kramer, VP Education
Education@Northernstarquilters.com

Sunshine

Since Goodwill is part of our fellowship, let's make sure we share it amongst ourselves.
Please let me know when a Guild Member is in need of a little Sunshine!



Whether it is an illness, condolence, marriage, baby or just a little pick-me-up for TLC, make sure to let me know.
Thank you, Rosemary

Rosemary DePaola,
Secretary

Quilt Show

It's going to be an exciting show this year, as we move the **World of Quilts XXXVII** to our new venue at the O'Neill Center at Western Connecticut State University. This year's show takes place on April 30 and May 1, 2016. Our committee has been busy planning the layout and logistics of our new site. The quilts, vendors, and Guild activities will all be taking place on the arena floor. Ample parking is available – no more shuttle buses! Plus the facility is fully handicapped accessible. As our plans move along, I will let you how things are changing and what to expect.

You can help make our show a big success by entering one of your quilts in the Show. Our Show is known for the number of gorgeous quilts we display. If you haven't started on a quilt to display at the Show, you still have time; registration will run from January 15 through March 31. Get to work now on some of those design ideas that have been percolating over the summer or to reimagine some of your UFOs so you can put them in the Show.

Volunteering for work for the Show is also changing. Guild members are still expected to volunteer to work at our Quilt Show, however we only request a 2 hour minimum commitment, down from 3 hours last year. Some of the volunteer opportunities are also changing. No more selling tickets at the front door or building frames on Friday afternoon, the way we operate the show will be different –further information will be available later this year. If you want to volunteer some time during the planning stages this fall and winter, or if you have any suggestions for the Show, please contact me.

The Silent Auction will be returning this year and it has become a very popular activity at our Quilt Show. We have successfully raised money for the Guild through your quilted donations. Many visitors to our Show look forward to taking home something made by the NSQG. Please consider making a small quilt (average size of 25"x25") to be sold at next year's Silent Auction. We are a Guild of talented quilters. Show your talent and give back to the Guild through your donation. Thank you everyone.

Once again, the Show Committee is reaching out to young quilters. A simplified registration form for this year's show will soon be posted on the website – however you can use the 2015 show's information for the quilt's guidelines. Registration will be limited to the first fifteen quilts by young quilters. If you are teaching your grandchild or another youngster in your life how to quilt, we would love to display his or her work.

Susan Fasnacht, VP Quilt Show
QuiltShow@Northernstarquilters.com

Charitable Activities

2016/2017 Raffle Quilt

The Shot Thru "N Thru Raffle Quilt coordinated by Carol Auer and Karen Carlson and made my our members will be on display at the September Guild meeting. Raffle tickets to support this year's beneficiary, Ann's Place, will be available in early Winter.

Angela Vertucci, our 2017 Quilt Coordinator will be distributing blocks to any member who would like to participate in the making of this RaffleQuilt, **Blooming Star**. Blocks need to be completed and returned at the October meeting.

Comfort Quilts

All Guild members are welcome at Comfort Quilts, a group that creates lap- size quilts for hospitals, shelters and individuals in need of comfort.

The group meets on Wednesdays from 9:30 to 3:30. You can stay for all or part of the day. During the **Winter Season** we meet on the first and third Wednesday at North Salem Ambulance Corps located on 4 Daniel Road in North Salem. <http://www.northernstarquilters.com/charitable-activities/charitable-comfort>

Ronald McDonald House

Thank you so much for supporting the Ronald McDonald House. Please bring your September blocks to **Barbara Tatera** at the September guild meeting. They should measure 9.5 x 12.5 including unfinished seam allowances. See photo for block examples.



September - Block of the Month

Squares in a Rectangle:

Please choose fabrics that are light and dark and have a HIGH contrast. Use only two fabrics per block so that the accent squares are all the same fabric and the background strips are all the same fabric. Bright, happy fabrics are appreciated. Please make one block with light accent squares and another block with dark accent squares.

Cut from accent fabric:

2.5 x 2.5 squares: 3

Cut from background fabric:

9.5 x 2.5 rectangle: 2 **Strip A**

5 x 2.5 rectangle: 3

3 x 2.5 rectangle: 3

9.5 x 1.5 rectangle: 2 **Strip B**

Sew one 5 inch background rectangle to each 2.5 inch accent piece

Sew one 3 inch background rectangle to the opposite side of each accent piece. You will now have 3 strips measuring 2.5 x 9.5 with an accent piece in each strip. This is **Strip C**

Sew the 7 strips together in this order:

9.5 x 2.5 background strip: **Strip A**

Accent strip with accent square towards the left side: **Strip C**


9.5 x 1.5 background strip: **Strip B**

Accent strip with accent square towards the right side: **Strip C Inverted**

9.5 x 1.5 background strip: **Strip B**

Accent strip with accent square towards the left side: **Strip C**

9.5 x 2.5 background strip: **Strip A**



October - Block of the Month



The October Block of the Month will be presented at the September Guild Meeting and instructions will be available on the NSQG web site under Charitable Activities following the meeting.

Please let **Barbara Tatera** know if you would like to volunteer to quilt or bind one of the Ronald McDonald quilts.

Left: Quilt made with the Blue and White blocks contributed by NSQG members in June.

Althea Nolan, Charitable Activities
Charitable@Northernstarquilters.com

Special Events

Boutique

November 17, 2015

The Holiday Boutique will be held at 6 pm in the main entrance of Kennedy Catholic prior to the start of our general meeting on November 17. The boutique is your chance to purchase lovely items hand-made by your fellow guild members. Come early and start your holiday shopping. Bring family and friends as there will be no admission charge for this one meeting.

Would you like to participate by selling some of your quilt related work? Provided you are a NSQG member and have made all of the items you plan to sell, we welcome your participation. There is a \$25 fee per table for vendors. You can share or have your own table; just sign up in advance. Information will be available at the September and October meetings.

Stephanie Santangelo
Boutique Coordinator

Super Saturday
February 27, 2016

CALLING ALL TEACHERS!!!!!!!!!!

Anyone interested in teaching at our 2016 Super Saturday should contact Chris Roche or Jean Degl via Special@Northernstarquilters.com.

A sign-up sheet for teachers will be available at the September Meeting. All that is needed is a title and brief description of the class.

Jean Degl
Super Saturday Coordinator

Lancaster Trip
March 18-19, 2016

Our annual trip to the AQS Lancaster Quilt Show in Lancaster, PA will take place Friday, March 18 through Saturday, March 19, 2016. We depart early Friday morning for Lancaster County, PA, stopping along the way to shop at some of the wonderful quilt shops in the area. We end our day with dinner at Miller's Smorgasbord and a night at the Fairfield Inn. On Saturday, we will spend the day at the quilt show, then return home on Saturday night. We will begin signups for the trip in November. Please consider joining us!

Jen Cannizzaro
Trips Coordinator

NSQG Challenge 2016: The Incredible Cow Challenge

Have fun using wordplay, colorful fabric and embellishments in the 2016 guild challenge. The challenge is our response to Mary Lou Weidman and Melanie Bautista McFarland's challenge to quilt makers to use their cow pattern with the theme of your quilt included in the border. Each quilt should disclose the quilt's theme through the word "cow" or "moo" or other identifying word, e.g., "Panamoo Canal," "Moo-opoly," and "Cow Mooni Kate." The adapted pattern (to a smaller version) is on our website under Special Events – Challenge. Each member is limited to one challenge entry.

Guidelines:

- 1 Use any fabric, thread, embellishments you need to complete your project.
- 2 Use of the square cow pattern is required, however legs, tail, ears can be repositioned to maximize the theme. You may use piecing, fusible, or paper-piecing techniques.
- 3 The length of the quilt is 24" including border and the width is 20".
- 4 Attach a 2" sleeve to the back for hanging.
- 5 Label the back with your name and email address or phone number and the theme (name) of the quilt.

Deadline:

The quilts will be collected at the January meeting and displayed for voting at the February meeting.

Voting:

Voting will take place at the February 2016 meeting. Each member will cast one vote for his/her favorite quilt in each category – Most Original (Funny), Best Use of Color, and Best Embellishments. First, Second, and Third place ribbons will be awarded in each category.

All quilts will be held for the **NSQG World of Quilts XXXVII** and returned to the maker in the May 2016 Guild meeting. The Northern Star Quilters' Guild has an abundance of creativity! Put that creativity to work by making a quilt for the 2016 Guild challenge.

Caryl Castellion
Challenge Coordinator

Communications

Members On Display

Nike Cutsumpas will be one of the featured artists at the “**On The Fringe - Explorations in Fiber**” Exhibit - August 22 to October 11, 2015; Fairfield Public Library, 1080 Old Post Road, Fairfield, CT 06824; <http://www.fairfieldpubliclibrary.org>

We would love to feature your current work on Exhibit at a Gallery or Show or your latest accomplishment. Our Newsletter is a great way to share your accomplishments. Please send any photos and information to news@northernstarquilters.com.

Area Shows and Event

Many thanks to Nancy Hantman for continuing to research and compiling this List!

“**Needles and Nosh: Lunch with Vermont Quilt Artist Judy Dales**” - Tuesday, September 15, 11:30am-1 pm; Shelburne Museum, 6000 Shelburne Road, Shelburne, VT; \$25 public / \$15 Members (includes cost of admission). For more information please visit www.shelburnemuseum.org

“**Silver City Quilt Show**”- September 19-20, 2015 10am – 4pm; Friedman Middle School, 500 Norton Ave, Taunton, MA 02780; http://www.silvercityquiltguild.org/quilt_show

“**22nd Annual Bennington Quiltfest**” - September 19–20, 2015 Sat:9AM-5PM, Sun:9am-4pm Mount Anthony Union Middle School; 747 East Road, Bennington, Vermont; <http://www.benningtonquiltfest.com/>

“**Flights and Fantasies Quilt Show**” - September 21-27, 2015; New England Air Museum, 36 Perimeter Rd., Bradley Int'l Airport, Windsor Locks, CT 06096; <http://www.NEAM.org>

“**Stars Galore**” - 34th Annual Quilt Show of the Cochecho Quilters Guild - October 17-18, 2015 10am-4pm; Rochester Community Center, 150 Wakefield St., Rochester, NH; \$7.00 daily admission. For information contact quiltshow@cochechoquilters.com

“**Quilts Unlimited**” - October 11-November 15 2015; View Arts Center, 3273 State Route 28, Old Forge, NY;

“**Quilts=Art=Quilts**” - October 31, 2015 - January 3, 2016; Schweinfurth Art Center, 205 Genesee St, Auburn, NY; Exhibit Preview and Awards Reception - Friday, October 30th 2015, 5-8pm; www.QAQentry.org

“**Quilting: Fiber Art Fun**” - January 28-30, 2016 - North Country Studio Workshops will offer a 5-day workshop with Carol Ann Waugh. The workshop will be held on the campus at Bennington College. For more details on location, cost and registration procedures, please visit North Country's web site, www.ncsw.org.

Member Marketplace

For Sale: BERNINA Artista 200e Sewing and Embroidery Machine in EXCELLENT CONDITION. The Artista is a computerized sewing and embroidery machine with a large colored LCD touch screen, over 800 built in stitches including several alphabets; sews up to a 9 mm wide stitch and automatic thread cutter. The asking price is \$900. Please contact Kathy Mooney if you are interested in purchasing at k.mooney.quilting@gmail.com

For Sale: Queen Quilter Eighteen Long Arm Quilting Machine - All accessories included. Hardly used and in excellent condition. The asking price is \$1,850. Please contact Fran Osinoff at 845-623-2262.

For Sale. Baby Lock Crown Jewel 18” Long Arm Quilting Machine with 10 foot grace frame. Originally purchased for \$18,000. Asking \$12,000. Never used. Lots of extras thrown in for free. Please contact Linda Long if you are interested in purchasing at 1030lindalong@gmail.com.

Maria Catalano, VP Communications
News@Northernstarquilters.com

Board of Directors

Joyce Sullivan
President

President@Northernstarquilters.com

Christine Wilhelm

VP, Membership

Membership@Northernstarquilters.com

Judy Gignesi

VP, Programs

Programs@Northernstarquilters.com

Jennifer Kramer

VP, Education

Education@Northernstarquilters.com

Rosemary DePaola

Secretary

Sunshine@Northernstarquilters.com

Althea Nolan

Charitable Activities

Charitable@Northernstarquilters.com

Chris Roche

Special Events

Laureen Cannella

Hospitality

Hospitality@Northernstarquilters.com

Susan Fasnacht

VP, Quilt Show

QuiltShow@Northernstarquilters.com

Maria Catalano

VP, Communications

News@Northernstarquilters.com

Mary Mahedy

Treasurer

Treasurer@Northernstarquilters.com

JoAnn O'Rourke

Library Chair

Library@Northernstarquilters.com

Nancy Mirman

Assistant to the President

Caryl Castellion

President Ex Officio

Thank you to our Advertisers!!

Christie's Quilting Boutique
 Quilting Fabrics & Craft Supplies
 Handmade Custom Quilts, Quilts, Quilting
 on Main Street
 Norwich, CT 06250
 860-887-6611


Christie's Quilts
www.ChristiesQuiltingBoutique.com
info@ChristiesQuiltingBoutique.com

 **Quilt Basket**
 Quilts Fabrics Supplies

Shop online at:
www.QuiltBasket.com 847.271.7668
 43 Oak Street, Peabody, MA 01961 info@quiltbasket.com


Home of the Cutie! 

Visit The City Quilter's New
NYC Boutique
 Lined Raincoats
 Little Girl Dresses
 Tote Bags
 Subway Map PJ's
 Grand Central Night Shirt
 All made with our exclusive NYC fabrics

Pins and Needles 



Authorized BERNINA Dealer
 Repairs on all makes and models of sewing machines
 Fabrics, Notions, Patterns, Classes

info@pinsandneedlesny.com 158 Lexington Avenue
www.pinsandneedlesny.com Mount Kisco, NY 10549
 (914) 888-8824


Above and Beyond
 Creative Sewing
 Everything for the Quilter's machines
 from piecing to final product!

EXPERT
 repairs on any brand

New product sales for
PFAFF

28 N. Middletown Rd., Mount
www.creativesewingshops.com
 845-623-4212