

Northern Star Quilters' Guild, Ltd.

P.O. Box 232 Somers N.Y. 10589

JOAN JOHNSON-EDITOR

NEWS & NOTES

APRIL, 1985

FROM THE PRESIDENT'S DESK----

Dear Friends,

There is so much in this month's newsletter. Please read it carefully and completely. Ginny Watson has quilt show information. The show is almost here! Jean Sparacin has the Shelbourne trip information. The bus is filling up fast. There are workshops being offered. Upcoming quilt shows and other events are listed. There is an important article on the by-laws and correspondence from our lawyer. The elections are not far away and there is information on the nominating committee and the duties of elected officers.

HERE YE! HERE YE! Besides finalizing plans for the quilt show at the April meeting, we will be having an excellent program. JUDY DALES has included us in her busy schedule and will speak at the April meeting. Do you remember her gorgeous quilts in last year's quilt show: The Pentagon, Circling Geese, and February Fantasy? Her work has appeared in many leading quilt magazines (Quilters Newsletter cover Feb. 1985) and has appeared on the cover of Patchwork Pattern, the National Quilting Association's quarterly newsletter (Feb. 1985). I am really excited and can't wait till our April meeting to hear her speak and share her talents with us. The movie has been cancelled since it will be shown on both days of the quilt show. The April meeting will also have a discussion on the revised proposed by-laws that you will receive in a second mailing soon. In fairness to our speaker and our hard working quilt show committee, if you have a serious objection to any part of the by-laws please call me at my home before the meeting. Discussion should be as brief as possible at the April meeting since most of the by-laws have been discussed already.

Our guild by ~~is~~ growing by leaps and bounds! We had almost 200 members present at our March meeting and went over the 300 count for membership. It is a good time for all of us to pause and contemplate our organization,

its people, and its activities. So many of our members work very hard donating their time and effort for the benefit of all our members without thought for personal compensation. There are over 30 committees working on the quilt show and those committees each have numerous others helping. Last year over 135 members actively participated in the quilt show. And this year we hope to have more. In an organization this large and this involved, it is essential that members take an active roll. So if you haven't volunteered yet to work at the show, please contact Lis Greene as soon as possible. One hour is not much time to donate. It is alot of fun and very exciting. And besides that, it is extremely rewarding to be a part of such a sharing group of people. This guild is a wonderful thing to be a part of and to be proud of.



Diane Durr
President

PLEASE NOTE: The guild has been contacted by individuals and museums seeking help from our guild. If any member or group of members are interested in helping these groups, please contact Diane Durr, 265-2774.

1. Someone is needed to help a school in making a fund raising quilt for next years action.
2. Someone wants to but a quilt that is made by a guild member.
3. A museum wants someone to donate a quilt to raffle at their fund raiser this June. It would be considered a tax deductible donation. They would also appreciate anyone who is interested in planning maybe next years fund raising quilt.



N.S.Q.G. BOARD MEMBERS

Diane Durr	President	265-2774
Linda Horton	VP-Program	277-5976
Pat Davis	VP-Membership	248-7525
Joan Crawford	Treasurer	279-3457
Rita Floss	Rec. Secretary	997-9180
Cary Lou Canfield	Corr. Sec'y	949-4776
Ginny Watson	Quilt Show	666-4257
Joan Johnson	Newsletter	424-3214
Jean Sparacin	Special Events	941-8422
Teresa Reilly	Resource and Education	428-3468
Peggy Lawler	Publicity	248-5752
Carole Hallenbeck	Hospitality	248-8624
Claire Oehler	Committee on Judging Criteria	277-4958

APRIL PROGRAM

Surprise! Our April 16th meeting will feature Judy Dales as our guest. (you'll have to catch the "Quilts in Women's Lives" movie at the show, May 4 & 5)

Judy's wonderful Pentagon & Circle quilts were invitational pieces at last year's show. She is known for using many different fabrics with each quilt. Judy describes this as "almost a scrap bag approach". Her work has been featured in Quilters Newsletter many times, recently in the Feb. 1985 issue.

On April 16th, she will present "Color Me Quilts", a lecture showing the spectrum of her work and how it has evolved. Judy has also promised to bring works-in-progress. And, she has agreed to share some of her failures during our special Show -n- Tell.

Remember, we'd like to make April's Show-n-Tell Special by bringing in some of our mistakes—be they quilts or just blocks. Be honest now, we all have errors which were abandoned as hopeless—but maybe another guild member has a workable solution. I know I'm bringing a Grandmother's Flower Garden quilt top which looks like it was planted in lumpy soil - it never would lie flat!

Join us April 16th for Judy Dales and hopefully a hilarious and helpful Show -n- Tell.

Linda Horton
VP-Program

FROM MEMBERSHIP

What a wonderful meeting we had last month — 191 members and guests present to discuss and enjoy the art of quilting. We also received 10 new members, which brings our total membership to 308. Beryl, can you believe that?!!!!!! Who would have ever thought that four years ago, we would be concerned about things such as incorporation, finding a larger meeting place and accommodating up to 200 or more members and guests at our monthly meetings; let alone sponsoring a quilt show which could possibly bring in 3,000 to 4,000 guest or more. Incredible!! Just goes to show you that we are all doing the "in" thing now.

As our quilt show approaches, I just want to remind you that I need members to spend an hour or more to help me at the membership table in the gym. What a great place to be—right in the heart of the action and among all those beautiful quilts. So sign up soon.

Pat Davis
VP-Membership

A P R I L S P E C I A L S A T
STRETCH & SEW

"SPRING CLEANING MONTH"

30% OFF our already
discounted prices

SHORT BOLTS AND DOUBLES
OF CALICOS

A L S O

TELL YOUR FRIENDS!

TELL YOUR HUSBAND!

TELL EVERYONE YOU MEET!

BECAUSE THE DOLLAR IS SO STRONG IN
EUROPE...WE WILL HAVE THE LOWEST EVER
PRICES ON BERNINA SEWING MACHINES
AT THE QUILT SHOW!!

NEW ITEM --- KNITTING MACHINES!

STRETCH
& SEW

275 S. Central Ave.
Hartsdale, N.Y. 10530
PHONE: 428-7780

QUILTERS' PEACE

P.O. BOX 349

Snake Hill Road, Garrison, N.Y. 10524



AN AMISH ADVENTURE

Specializing in AMISH patterns
books, and fabrics (even
that very hard to get
BLACK)



Joan Johnson 424-3214
Connie Iurato 271-5961

THAT TRIP!!!!!!

Our bus to Shelburne Museum in July is nearly 2/3 full. If you are interested in going and have not yet contacted me, please do so on or before the night of our April general meeting (April 16). As we announced in the last newsletter, we started taking deposits at the March meeting. Places are being given on a first come first serve basis.

The cost of the bus transportation, motel, and tickets to both events (Shelburne Museum and the Vermont Quilt Festival in Northfield) is:

\$60. per person double occupancy
\$50. per person quadruple occupancy
\$78. single occupancy

Meals are extra.

The deposit is 50% of the package cost or \$30., \$25., \$39. respectively. The deposit is due on or before the night of the April general meeting (April 16). The remainder is due on or before the May general meeting (May 21). After April 16 the trip will be available to other quilt guilds in the area.

Again, we will be leaving from the Dutchess Mall in Fishkill (Rt. 9 and I-84) at 6 a.m. on

Thursday, July 11, spend that day at Shelburne, sleep one night at Econ-o-travel in South Burlington, spend the next day at the Vermont Quilt Festival traveling home that evening.

Both events are well worth the trip. If you would like additional information, please call

Jean Sparacin
941-8422

The Heritage Quilters of the Hudson Palisades would like to extend an invitation to any interested guild member who may wish to attend their May 8th meeting at Greenbush Presbyterian Church, Blauvelt, NY at 7:45 PM. They will have Aloyse Yorke as their guest speaker. Admission is \$2.00. Directions: Palisades Parkway Exit 5E to Orangeburg Road, follow Orangeburg Road to Western Highway, left on Western Highway for approximately 2 miles, church on left, meeting hall behind church.

The "Amage to Amanda" quilt collection will be at the Allentown Art Museum, Allentown, Pa. October 27-December 28, 1985. This may be as close to the metropolitan area that the collection will come.

COMING EVENTS AND QUILT SHOWS-----

Thru April 28: Museum of American Folk Art, Manhattan. An exhibit of New York State Coverlets and Amish Quilts.

May 4 & 5: Somers, NY - Northern Star Quilters Guild presents "A World of Quilts - VI". John F. Kennedy High School, Rt. 138 .

June 1-2: "An Adirondack Spring Quilt Festival" Adirondack Community College, Bay Road, Glens Falls, NY

June 8&9: Dutchess Heritage Quilters presents "Family Treasures Quilt Show" Falcon Hall, Dutchess Community College, Pandall Road, Poughkeepsie, NY.

June 29 & 30: "AFS Quilt Show IV", Northern Highlands Regional High School, Hillside Ave. and Forest Road, Allendale, NJ

April 26&27: "Congregational Church Quilt Show III", The Congregational Church in South Glastonbury, Ct.

QUILT SHOWS (con't)---

July 12-13-14: "Vermont Quilt Festival",
Norwich University, Northfield, Vermont.
11 am - 6 pm.

Oct. 12-13-14: "Rockland Quilt Expo", Rockland
Community College Fieldhouse Arena, Suffern, NY
Pictorial quilts made by the communities along
the Hudson River. 100 finished pillows made by
members of Heritage Quilters of the Hudson
Palisades. Quilt Exhibit, informal quilt talks,
film, fashion show, demonstrations, vendors,
antique quilt dealers, lectures/workshops.

For All Your Quilting Needs!

THE FABRIC SHOPPE

Over 1,000 pieces of Calico

Quilting supplies: Books, batting, thread,
needles, stencils, hoops, templates,
rotary cutters, boards, etc.

Quilting lessons: Come on in and let us
show you samples of what is being taught.
We have an expert teaching staff.

10% Discount on all fabrics to Northern
Star Quilt Guild members.

The Fabric Shoppe is a complete quality
store for all your sewing needs. Our
expert sales staff is very knowledgeable
in all areas of quilting, fashion sewing,
crewel, knitting, etc. Come in today
and let us assist you in all your sewing
needs.

THE FABRIC SHOPPE

Baldwin Place Shopping Center
Baldwin Place, N.Y. 10505

corner of Rt. 6 & 118 (914) 628-8338

Sunburst, Log Cabin, Sunflower, Clay's Choice,
Cherry Basket, Baby's Blocks, Grandmother's
Flower Garden, Virginia Star, Double Irish
Chain and Album. The ones already in the col-
lection (used for educational purposes and, of
course, on display when there's a quilt exhibit)
measure 8"x8", 10½"x10½", and 12½"x12½".

WORKSHOPS - WORKSHOPS - WORKSHOPS - WORKSHOPS

- ~~Tues.~~ April 8 - Stenciling - Carol Hallenbeck
Tues., April 9 - Mahopac - 10am - 12 noon \$5.00
Wed., April 10 - call 245-8624
Thurs., April 11 - same as above
Fri., April 12 - same as above
Thurs., April 11 - Dresden Plate - Kay Frischmann
Putnam Valley 10am-12noon
\$5.00 528-8689
Thurs., April 11 - Fabric Boxes - Cindy Extance
Brewster - 10am - 3pm \$10.00
+ \$5.00 kit Call 279-3457
Sat., April 13 - Hawaiian Applique - Susan
Ackerman - Scarsdale - 10am -
3pm - \$10.00 call 723-3906
Mon., April 15 - Pricing Your Crafts - Ginny
Watson - Mt. Kisco - 7:30pm -
9:30 pm - \$5.00 - call 666-4257
Tues., April 16 - Pricing You Crafts - Ginny
Watson - Mt. Kisco - 10am -
12 noon - \$5.00 call 666-4257
Tues., April 16 - Hawaiian Applique - Susan
Ackerman - Scarsdale - 7pm -
11pm - \$10.00 call 723-3906
Wed., April 17 - Celtic Applique - Joan Crawford
Brewster - 10am - 3pm \$10.00
call 279-3457
Thurs., April 18 - 8 Pointed Star - Kay Frischmann
Putnam Valley - 10am - 12noon
\$5.00 call 528-8689
Thurs., April 18 - Fabric Boxes - Cindy Extance
10am - 3pm - \$10.00 + \$5.00
kit call 279-3457 - Brewster
Wed., April 24 - Celtic Applique - Joan Crawford
Brewster - 7pm - 11pm - \$10.00
call 279-3457
Thurs., April 25 - Mariner's Compass - Kay
Frischmann - Putnam Valley -
10am - 12noon - \$5.00 - call
528-8689
Thurs., April 25 - Fabric Boxes - Cindy Extance
Brewster - 10am - 3pm \$10.00
+ \$5.00 kit call 279-3457
Tues., May 14 - Quick Piecing - Gloria Hartley
will teach Quick Piecing at
Pat Davis home - Granite Spring
(Somers) 10am - 3pm \$10.00 call
Pat Davis 248-7525
Quilt Digest 3 has arrived! Reserved copies
may be picked up at April Meeting. Extra
copies are available. Make \$10.00 check to

Kay Fowler would like everyone to know that a
quilting group meets every Wednesday from 10am
to 12 noon in the Community Room of the Shrub
Oak Library. Anyone who wishes to come is
welcome. Also, if members are wondering what
square to make for the contest and what to do
with it afterwards, the Yorktown Museum has a
few gaps in the collection of quilted finished
squares. On the "would-like-to-have" list are

Northern Star Quilters Guild, Ltd., send to
Teresa Reilly, 71 Ralph Ave., White Plains,
NY, 10606.

Workshops with Marge Murphy in May!

Did you see the picture of the beautiful
Shadow Trapunto Reversible Quilt at the March
meeting? It was made by Marge Murphy and she
will be with us in May - for our meeting and
workshops so we can all learn her methods for
clothing, trapunto and quilting. We have
heard wonderful things from people who have
taken her workshops. Marge has assured me
that beginners will have no difficulty.

We are scheduling these workshops to be
held at the Luthern Church in Mt. Kisco.
Please sign up as soon as possible - by mail
and at the April meeting. Where Marge Murphy
supplies a kit - include the price in your
check to NSQG, Ltd.

Workshops with Marge Murphy

Mon., May 20 - 10am - 1pm

Victorian 3-D Applique -
Learn to fold and knot fabric
and ribbon to make flowers,
grapes, etc. resembles
Baltimore Bride Quilts - Make
a 12" sq. - picture. \$10.00 +
\$5.00 for kit. check to NSQG
\$15.00

Mon., Evening
May 20

7pm - 10pm
Reversible Shadow Trapunto
Introduction to Marge Murphy's
method for trapunto. Make 11"
square. She is best known for
her beautiful use of this tech-
nique. \$10. +\$5. for kit
Check to NSQG \$15.00

Tues May 21 -

10am - 3pm
Reversible Shadow Trapunto and
The Fine Art of Quilting
Marge Murphy's method of shadow
trapunto plus a lesson in im-
proving your quilting stitches
- make them smaller without
pricking your finger. \$15. +
\$5. for kit -check to NSQG \$20.

Wed., May 22 -

10am - 3pm
Curved Patchwork Jacket
Using basic pattern make your
own design using the great
flexibility offered with curved
seams. Sewing machine needed.
\$20.00 check to NSQG

Thurs., May 23-10am - 3pm

Quilted Clothing Construction-
Reversible Quilted Vest
You will mark and begin to quilt
on all quilted reversible vest.
You will learn to make your own
design. Reversible sleeves can

also be added to make a jacket.

\$20. check to NSQG

Send check and your name, address, telephone
number and name of workshop(s) to


Teresa Reilly

71 Ralph Ave.

White Plains, NY 10606

Questions - call 428-3468

THREADNEEDLE HOUSE



81 North Greeley Avenue
Chappaqua, New York 10514
238-8633

**IMPORTED & DOMESTIC FABRICS* PFAFF
SEWING MACHINES* DESIGNER FABRICS*
NOTIONS* TRIMS* RIBBONS* BUTTONS*
BUCKLES* SEWING CLASSES* CALICOS*
QUILTING SUPPLIES*
PATTERNS; VOGUE* BUTTERICK* FOLKWEAR**

The Nominating Committee will be meeting
on April 9, 1985 to draft a slate of officers
to run for election for the 1985-86 fiscal
year. The committee consists of Elva Fisher,
Millie Wyszinski, Jill Tucker and Diane Durr.
If anyone is interested in serving the guild
as an officer, please contact someone on the
committee. The elected officers and their
duties are listed below:

President: The President has the general
and acting management of the business of the
guild. She/he coordinates the activities of
the Board members and guides the interaction
of the Board. She/he should be active in all
matters involving the incorporation of the
guild. She/he sits on the Quilt Show com-
mittee.

First Vice President-Program Chairman:
The First Vice President is in charge of
planning the programs for the general monthly

NOMINATING COMMITTEE (con't)---

meetings. She/he investigates possible speakers and programs, making arrangements by phone or writing. She/he may be involved with other guilds in the area to coordinate activities involving speakers. The Program Chairman also is responsible for obtaining permission to use a school facility for a meeting and anything else involved in its useage. The First Vice President would take over the President's duties if the President is unable to do so or resigns.

Second Vice President-Membership Chairman

The Second Vice President collects dues for membership and compiles a list to be distributed to the Board of Directors and all members. She keeps a card file listing all members, their addresses and telephone numbers. She/he is responsible for: distributing membership cards and membership packets containing by-laws and any other pertinent material corresponding with anyone who is interested in becoming a member of the guild and planning the membership table and its contents for the Quilt Show.

Recording Secretary: is responsible for keeping all records. She/he takes minutes at Board of Directors meetings and membership meetings. She must mail copies of the Board of Directors meeting to all Board of Directors members within 7 days after the Board of Directors meeting. She/he usually does this for the Quilt Show too.

Corresponding Secretary: handles all correspondence for the guild. She/he may also do so for the Quilt Show.

Treasurer: The treasurer is in charge of all money matters. She/he makes deposits, with draws, handles the checking account and CD, picks up the mail and works with our CPA on the yearly audit. The Treasurer is also involved with anything to do with the incorporation of the guild, the two boutiques and the Quilt Show.

All positions on the Board involve time. You must be willing to give both generously. Board meetings are held once a month in different Board members homes and so involves traveling at night. With the size of the guild growing more and more, the responsibilities that fall upon the Board of Directors increases.

PROPOSED BY-LAWS UPDATE-----

At the March meeting, a four page letter written by our attorney was read. Mr. Warren answered all questions concerning the proxy (absentee) ballot to be used in the voting on the adoption of the proposed by-laws. I would like to summarize what he had said for the benefit of those who did not attend the meeting and for those who would like to hear it again.

Mr. Warren stated that "There is no other language in the present by-laws or Certificate of Incorporation which addresses the issue raised by you and, accordingly, I believe that the question of whether or not a proxy vote is appropriate in connection with the adoption of the proposed new by-laws is one which may be properly decided by a majority vote of the Board." The executive board did decide in favor of using a proxy vote on the adoption of the proposed by-laws. The reason is clearly stated in the letter you will be receiving in the mail along with a copy of the revised proposed by-laws, and a copy of the proxy (absentee) ballot that can be used by a member of the guild. On recommendations made by Mr. Warren and Mr. Nicholas, the vote is being made available to all members. Since these by-laws will be the beginning of the incorporation and deals with much more than was written in our present by-laws over five years ago, it is fair, and proper, and appropriate to make the vote available to as many members who wish to be heard as possible.

Please read the proxy carefully. You will see that the secretary of the guild MUST cast the vote for or against the adoption of the by-laws as directed by the member submitting the proxy. The secretary can't change the vote, or vote her own personal choice. She must vote the choice indicated by the proxy.

The vote on the adoption of the proposed by-laws will be taken at the May 21st meeting. You may use the proxy (absentee) ballot or you may use a ballot given to you at the May meeting if you attend. The date by which all ballots through the mail must be received by is in the letter arriving with the revised proposed by-laws. Please read through it carefully. Also read through the copy of the proposed by-laws too. There have been changes made. The reason for the changes are also covered in the letter accompanying the by-laws.

If there are any questions concerning the adoption of the proposed by-laws or the contents of the proposed by-laws, please call Diane Durr, 265-2774. I will be happy to explain or answer your questions.

May 21st is also the night of elections for officers. The election for officers will not be made by proxy. You must be at the meeting in order to vote for an officer.

Diane Durr



A World Of Quilts VI

This is the last newsletter before the show and I feel both relief and anxiety! Relief that after all the planning and preparation we will soon see the fruits of our labors. Anxiety? Have we really done enough planning and preparation and will all 300 guild members really share and feel ownership of this spectacular event?

Back to preparation: Larry Black reports he can't park cars alone all day for two days at both JFK and the Goldens Bridge RR Station! Larry needs help and lots of it. Larry and his crew do a fantastic job of parking all the cars and buses that bring in our 3,000 guests. He is a great boss and even gives free lunch passes to his workers. With the new lunch menu and longer hours, that's a real deal! Please call Lis Green (279-4537) NOW! She'll sign up husbands, sons, brothers, fathers and friends as well as NSQG members!

The latest addition to the show is "Bed & Breakfast". After finding only \$50.00 and above rates at our area motels, it seemed to be a great way to meet other quilters. It also means both you and your guest would have more money to spend at the show. Please call Rita Floess (262-0475) for details if you have a spare bed for that weekend.

Carol Seaboldt (424-3595 after 7:30) still needs more quilt blocks for the contest. (cash awards) She has extended the NSQG deadline till the April 16th meeting. That should give a few of you time to finish-maybe even start and finish a block for Carol!

Millie Wyszynski (277-4470) and her committee need more display items: Toy Shop-Cathy Sica (245-6775); Nursery-Lucy Williamson (203-431-6196); Front Porch-Jean McAward 241-2648); Christmas-Jean Jackson 628-6044). The porch will pick up all the neat things that don't fit in the other very specific areas. Please call if you have questions or donations.

Jean Sparacin (941-8422) has more Boutique inventory sheets and is ready for finished items anytime. Remember

this is the best deal going at 10% to the Guild and 90% for you.

Elva Fisher (946-4035) has lots more raffle tickets for you to sell-sell-sell. Please remember to bring money and stubs to the April 16th meeting. Everything must be turned in no later than Sunday morning of the show.

Sondra Shapiro (277-4292) needs more pieced and applique blocks unquilted for displays in the hallways. The more blocks the bigger and better the displays.

Ann Conboy (424-3704) is looking for more unfinished projects--now we know you all have some of those! These will be used in the "Quilts in Progress" Room which has been a very popular place and seems to grow each year.

Connie Iurato (277-5961) is collecting quilted clothing for the new "Quilts to Wear" Room. She has some exciting invitational pieces you won't want to miss. She also needs dress forms.

Have you finished your apron? All volunteers (except parking) wear muslin aprons with the NSQG star logo while on duty. Suzanna Valentinetti (762-7115) still has blue fabric and patterns for the star logo to be added to the muslin apron of your own choice. If you are willing to share your apron or have one to donate to our supply of extras please call.

Carol Hallenbeck will have the recipes for the main dish at the Friday night workers' supper. Both vendors and volunteers are most appreciative of that dinner. We expect to feed 75 maybe 100 people. We need food to do that! Carol will have these at the April 16th meeting and will be happy to answer questions.

Volunteer lists need more names too. Don't forget, even one hour of volunteering earns you free admission for a fantastic day surrounded by quilts and quilters. Volunteers for the perimeter displays, Hospitality Room and "Quilts in Progress" Room get to quilt while on the job. Call

A World Of Quilts VI

Lis Green (279-4537) to be sure your name is on the list!

By the time this goes to press, the raffle quilt will be finished and will be ready for viewing at the April 16th meeting. Thanks to Pat Wiley and her committee for the planning and assembly of the top and to Grace Sohn and all the members who helped with the quilting. Alice Dokken will also have delivered the the greatly expanded catalog to the printers. Thank you, Alice!

A point of information; Publicity chm, Peggy Lawler, sent out 25 notices about the show to all the magazines. A call to Quilters Newsletter was not satisfactory. "We don't print things more than a month before the show. Your is in the May issue due out in mid April." Since my latest issue lists June shows and the February one had May shows, that's not an acceptable reply. May is too late for our show! And what about the quilt block contest and sending quilts to the show? Ladies Patchwork Circle also ignored us in the "Spring shows not to miss" and quilt guilds of the NY area. Mad? You bet I am!!! These notices all went out in October meeting the six month request for such information. How about some letters to the editors. Maybe we can get better coverage for "World of QuiltsVII".

Speaking of publicity (and on a calmer note) we still have lots of posters and brochures. They can't help us in the box! Call Nancy Caprari (946-0127) or Miriam Dedyo (591-6445) if you need more for your local fabric store, grocery store, class or meeting.

See you at the April 16th meeting for last minute details and thanks, Linda, for changing the program so "World of Quilts VI" could have exclusive rights to "Quilts in Womens' Lives".

Ginny Watson
Quilt Show chm.

Northern Star Quilters' Guild, Ltd.

"World of Quilts VI"

For the Benefit of
Hospice of Northern Westchester

Grand Prize: Bernina "910" Sewing Machine

First Prize: Sampler Quilt

Second Prize: Quilting Hoop on a Stand

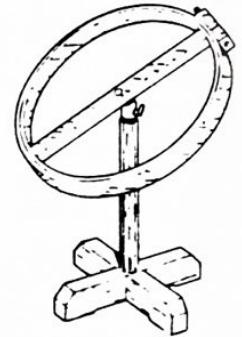

Drawing: John F. Kennedy H.S. - Somers, NY

MAY 5, 1985

Donation \$1.00

6 / \$5.00

You should have no problem operating the Bernina 910! It is easy to use, clearly arranged, with everything thought out to the last detail.



Cranberry Quilt Frames

Our hoopframe is made of solid cherry and will turn 360° on a universal ball swivel for easy quilting. Frame will store in a vertical position.

The Sampler Quilt picture did not copy too well. However, it will be on display at the April 16th meeting and it is beautiful!

BOUTIQUE:

So many inventory sheets went out in March that we ran out! Sorry!! I will bring more in April. We also have a generous contingent of volunteers. Your help is greatly appreciated.

Jean Sparacin
941-8422

Do you have a spare room? Want to meet fellow quilters? Well, what better way than to offer a "bed and breakfast" to visitors to our quilt show. Due to limited number of overnight facilities in this area, we are asking those interested members to please offer a bed and breakfast to an out-of-town visitor(s). Those interested should contact me at 762-0475 for further information.

Rita Floess

No 08561



"A Quilter Come Lately"

During a recent N.S.Q.G. meeting someone said to me "You must write for the newsletter." Since then I have mulled over that statement. Each day my pen remained idle on the pad of paper on my desk, but my conscience worked overtime reminding me that I enjoy N.S.Q.G. so much I should do something to show appreciation.

What to write? What to write?

Today I write.

I am a new quilter, but an old sewer (literally and figuratively). From the time I could hold a needle, thread it, and push it through fabric, I have been sewing.

I come from a family of five girls and two boys and my mother sewed for all. Such a good example had to be initiated. One of my sisters did not like to cook. We solved our problem by switching our assigned chores in the household. The more I sewed, the more I learned.

One of my aunts, a religious, was principal of a parochial school in New York City. A wealthy woman in the parish gave donations of clothing to my aunt to be distributed. I remember being in my aunt's office when a carton of clothing arrived. I was at the age of curiosity (all of 14 years) and my aunt let me satisfy my urge. One dress was a jade green satin with a Paris label. I begged for it and my aunt let me have it (against her better judgement). It was not my size and not suitable for my age but the simple styling and hand sewn seams intrigued me. Needless to say, I had a lot of explaining to do when I got home after a stop at a store to get a spool of thread that matched that beautiful jade green satin. My mother and sisters were aghast at my invasion of a "charity box" and puzzled when I spent the next three days ripping the dress apart and noting how it had been sewn. I kept notes and made diagrams as I worked on the garment. Then I started reconstructing the dress, using my notes and diagrams.

Two weeks later I revisited my aunt and returned the dress. A deep sense of satisfaction filled me, when my aunt and several of her teachers could not believe the dress had been taken apart and put back together. Reconstructing that dress had taught me many things about sewing I had not known, like bias binding, invisible hemming, setting in sleeves, making a placket, facing a neckline, etc.

During the following years in high school and college and then teaching I made dresses, suits, coats, etc. for myself and sisters. Then marriage and motherhood started my sewing for little people. The depression years led to toymaking and one financially bleak year brought forth the "Smith Kid's Circus" at Christmas. The circus tent fit over a bridge table and was filled with stuffed animals and clowns of all sizes and shapes. My husband contributed the sign over the tent door.

The Smith Kid's Circus

Admission - 2 jellybeans

The four Smith kids and their friends had many happy hours at the circus. The testimonial came years later when the Smith kids now grown and married with families of their own requested a proud grandmother to make circus tents for grandchildren.

Four children in college at the same time stretched the family budget and in 1956 I returned to work, switching from teaching to Social Work. For the next twenty years little sewing was done but time was found to make bridal gowns for two daughters. Knitting and crocheting whiled away many lunch hours. Then retirement brought the sewing machine out of storage and resurrected patterns. But there was no challenge. So many things had been done.

Then one day (I bless the day), a notice appeared in the local paper that a quilting class was to be started in the White Plains Senior Center. Quickly I joined the center and registered for the class, not without some misgiving. In my childhood quilts had been prized possessions, handed down from grandparents. The few chances I had had to handle quilts, left me with the feeling that one had to be very talented to quilt. Now I was older and more adventuresome. So the first class was an adventure. Always a fabric lover, I had found my challenge and a whole new world. In addition to quilting instruction, the teacher mentioned a quilt show - World of Quilts II. I went, I saw, I was conquered. I joined N.S.Q.G. expecting that I would not be able to attend the meetings at night, but would receive the newsletter. However my stars must be in the right orbit. I find myself living in a community of good neighbors, some of whom are also N.S.Q.G. members. They have been very kind to me providing transportation to and from meetings. Now I have the best of my new work--I receive the newsletter and I get to meetings.

I have one complaint--there is not enough

time to do all the quilt patterns I want to try. I wish someone would find a way to lengthen the days or a potion that would make me work faster.

Quilting has given me a new lease on life and a new ambition - I must make ten more quilts before Gabriel blows his horn for me.

Catharine Smith

**BASKETS
BOXES....
THINGS**

Stenciling Accessories

CARPENTER STYLE ADJUSTABLE APRON
"Linen look" cotton duck. Size 22" wide x 27" long. Off white color with 7½" turned up pockets. \$6.50

HIGH QUALITY NATURAL CANVAS TOTES
Heavy weight canvas, natural web handles. Perfect for workshops!
14" x 16½" x 3" \$8.25
16½" x 18½" x 3" \$9.50

HIGH QUALITY PRIMED COTTON DUCK
Medium texture - Great for that stenciled floorcloth! 53" wide only \$7.50 per yard.

GINNY WATSON
50 Hillside Avenue
Mt. Kisco, NY 10549
(914) 666-4257

See you all at WORLD OF QUILTS VI

A FEW POINTERS -----

---"recharge" your water soluble markers with a shot of spray sizing. Take the end off and spray it down into the tube—the sizing forces the ink down toward the writing tip.

---When cutting "fur" fabric for teddies, trace your pattern on the back with an exacto knife. You won't dull the knife and won't cut the pile of the fur.

---To make long, straight lines for you quilting designs, place narrow masking tape on the quilt top and quilt alongside its edge(s). The tape peels off clearly when the quilting is finished.

---Use 100% cottons whenever possible for applique, and avoid cotton blends. The blends don't turn under as crisply and may pucker or fray more than 100% cotton.

---There is a difference between "ironing" and "pressing" and the difference can affect the look of your finished quilt top. When ironing, move the iron across the fabric, smoothing wrinkles as you go. When pressing, lift the iron and set it down on each new area of the quilt top, without sliding it across the top. This avoids distorting the design by pushing a seam line out of shap.

