

On Point!

A Publication of the Northern Star Quilters' Guild
Somers, New York
April 2001

Volume 19, Number 8

A Message From the President

Spring has sprung! Hard to believe the snow would ever melt! Another true sign of Spring is that the Quilt Show is just around the corner. The quilts are ready, hopefully, and final plans are confirmed, volunteers synchronized awaiting May 5 to jump into action. It will be the "Best Show Ever!"

The nominating committee will present the slate of officers for the 2001-02 Guild year at the April meeting. Remember, the membership can nominate a candidate (check with her first) for any elected office at this meeting. The elected officers are President, VP Programs, VP Membership, VP Quilt Show, Recording Secretary, Corresponding Secretary, and Treasurer. Voting takes place at the May meeting which is

designated as our Annual Meeting. The remainder of the Board is made up of committee chairwomen appointed by the President. I know we are all busy and any "extra" time we like to spend quilting, BUT we NEED your help!! If you are interested in volunteering to chair or help with any committee, please let me know. We need you!

It was again wonderful to see the work of "one of our own," Meg Mooar! Her lecture was inspiring, the quilts were lovely to see and touch and her workshop great, I even finished the project! This month we welcome Elizabeth Hendricks. Her lecture is about all those yummy threads and how to actually use them!

Love and Piece
Linda

Hospitality S, T, U

Thanks so much to all the O, P, Q and R's who shared at our hospitality table last month. Everything was delicious. Did you notice two different brownies. I guess they know that quilters are all chocoholics. Everyone brought their appetites, too, because there wasn't much to clean away.

For our April meeting, we'll be hoping for goodies from S, T and U. to fill our table. As usual we'll provide water for tea, coffee and hot cocoa and request that you bring you mugs to help save on disposable cups. Thanks again to all who so generously fill our table each month.

Christine Ruggieri and Carol Auer


General Meeting
Tuesday
April 17, 2001
JFK High School
Somers, New York
7 pm

Fabric Exchange

The color for April is:
Black!!!

Inside...

Officers/Chairpersons	2
Special Sightings	2
Programs	3
Library	3
Lancaster Trip Stats	3
Treasurer's Report	4
Quilt Bee	5
On Stage Opportunities!!!	5
Auction Quilt Deadline-4/17	5
Works in Progress	5
Show Committee XXII	6
Ladders and Card Tables Needed	6
Boutique	6
World of Quilts XXII	7
Show Pins	7
Volunteer Sign Up	7
Block of the Month	8
Education	9
Quilt Show Hospitality	9
Road to...	10
New Members	11
Surface Design Challenge	11
Comfort Quilts	12



2000-2001 Officers and Chairpersons

President vlvonahn@bestweb.net	Linda von Ahn* (845) 628-5380
Vice President(s) Programs vanacoro@rcn.com	Kathy Vanacoro* (845) 225-0047 Joan Weth* (914) 277-3585
Equipment Assistant	Leslie Forrest (914) 225-9444
Raffle Coordinator	Dorothy Scalice (860) 355-3522 Janice Nastasi (914) 279-8381
Vice President, Membership ssrieber@att.net	Sonny Rieber* (914) 723-9344
Vice President Quilt Show HMSugar@worldnet.att.net	Marie Sugar* (914) 277-4266
Recording Secretary	Georgia Heller* (203) 358-0333
Corresponding Secretary	Dorothy Fiederlein* (845) 278-1881
Treasurer	Lauren Fowks* (914) 232-8470
Education NSQGclasses@aol.com	Liz Doyle* 914-232-3040
Fabric Exchange ZSabbah@aol.com	Karen Carlson (914) 762-5382
Ornament Saturday rxmark@bestweb.net	Joanne Lovitz (914) 232-3043
Super Saturday	Cobb Stewart (914) 238-8653 Eleanor Hibben (914) 962-3983
Library susanc@ntplx.net	Susan Chapman* (203) 778-0194
Hospitality cmrjr@bestweb.net	Christine Ruggieri (914) 277-7153 Carol Auer 845-225-1780
Special Events Essews@aol.com	Elaine Skorka* (914) 723-6845
Newsletter caristar@concentric.net	Carrie Vollrath* (914) 592-5352
Boutique JANLOUGH@aol.com	Janette Loughlin* (914) 762-6953
Challenge	Suzanne Sunday (914) 234-6810 Jeri Riggs (914) 478-7646 Jennifer Ceisler (914) 232-1146
Comfort Quilts	Pat Baker (845) 279-8840
Bulletin Board & Quilt Layering Sewcool39@aol.com	Ina Helfand (914) 245-3173
Raffle Quilt 2001	Betty Edwards (914) 736-0516

*Executive Board Members

On Point! is published monthly except for a combined July/August issue. Subscription to the newsletter is included in the annual \$35 membership fee.

Newsletter Staff

Editor: Carrie Vollrath
Special Events Editor: Nancy Hantman
Editorial Assistant: Dana Fuller


Monthly meetings are held the third Tuesday of each month, September through June, at John F. Kennedy High School, Route 138, Somers, New York at 7 pm.

Articles must be submitted to the newsletter Editor (generally one week) after the general meeting and may be submitted by postal mail, e-mail or fax. e-mail *attachments* cannot be accepted. **Please include your text in the body of the e-mail message.**


The deadline for articles appearing in the May issue is April 17. Send articles and information to:

Carrie Vollrath, *On Point!* Editor
1414 Old Country Road
Elmsford, NY 10523
Phone: (914) 592 5352
Fax: (914) 592 1931
E-mail: caristar@concentric.net

Deadline for articles for the May Newsletter—
the April General Meeting. Send via e-mail and give me a copy of your article at the meeting just in case I have to keyboard.

BERNINA 
AUTHORIZED DEALER

GINNY MURPHY
TEL: 203-743-0543
FAX: 203-797-0936



THE QUILT SHOP

16 PADANARAM RD.—RT. 37
DANBURY, CT 06811

**FABRIC
CLASSES, SUPPLIES**

Special Sightings and Events

Quilts by Nancy Mirman are on display at the Gallery of Round Hill Community Church, 395 Round Hill Road, Greenwich, CT. The Exhibit is open Monday through Friday from 9:00 to 3:00 through April 16th.

A S;asj 'n' Dash Quilt by Leslie Forrest appeared in *Quilt* magazine.

Programs

Hope you enjoyed having Meg Moorar back last month, I know I did. I also enjoyed her class. This month's guest speaker will be Elizabeth Hendricks, co-author of *Machine Quilting with Decorative Threads*. Elizabeth's lecture is entitled "Evolution of a Quilt Artist" where she will dazzle us with slides of her work and her story as a quilt artist. Please join us in giving Elizabeth a warm welcome.

Kathy Vanacoro

Library

Spring is a great time to clean out your sewing room and get everything organized. While you are busy cleaning be sure to set aside books and magazines for the book sale in June. I need at least two people to run the sale table and I need at least one or two people to help me at the library table. If you are willing to help please give me a call, send me an e-mail or let me know at the next meeting.

On to my favorite topic—overdue books. All books must be returned by the June meeting. Please make every effort to get your books back in. If you already have overdue books you need to get them in by the next meeting.

The nominees for overdue books are:

February

Chris Novell 1 book
Dorothy Scalice 1 book
Jo Stewart 1 book
Jackie Stewart 1 book

March

Carolynn Young 1 book
Lorraine Mackin 3 books
Books can get back to their library home by either bringing them to the meeting, sending them with a friend or mailing them to me.

Susan Chapman
P.O. Box 8186
New Fairfield, CT 06812
susanc@ntplx.net
203-746-1150

RQ02 - Last Call

Please return all blocks (finished or unfinished) for RQ02 at the April 17th meeting or by mail (see below). The RQ02 Team hopes to present a finished top in time for viewing at the June meeting. Don't be the "Weakest Link"!!!

Barbara Hicks
227 Chestnut Hill Road
Stamford, CT 06909
203-329-8075
bhicks@archstlaw.com

Lynnette Clemens
1465 East Putnam Ave #607
Old Greenwich, CT 06870
203-622-1100, ext. 330
LSCLEM@aol.com

PINWHEELS



416 ALBANY POST ROAD
CROTON-ON-HUDSON
NEW YORK 10520

914-271-1045
www.pinwheels.com

Important Dates

April 17	General Meeting JFK H.S. — 7 pm
April 17	Silent Auction quilts due
April 19	<i>On Point!</i> Articles Due
April 24	Quilt Show drop off date

First Weekend in May
World of Quilts XXII

Look for another
Book Sale at the
June meeting. Bring
your old magazines
and books that you
don't want anymore
and drop them off at
the sale table...then
get some really good
bargains.

Hardcovers \$2

Softcovers \$1

Magazines \$.25
or 5 for a \$1

Lancaster Trip Stats

The trip to Lancaster was a success. We were 45 bus riders and we were joined by 12 more for dinner. We even celebrated a special birthday with Judy Davis. Of course the highlight of this trip was seeing the Challenge quilts made by NSQG's talented members.

I would like to thank everyone who joined this trip for their kindness and generosity. The fabrics given to me were so beautiful and will be put to good use.


The bus spent \$11,920 on quilt related items and purchased 1,104 yards of fabric.

Agi Pace of Nutmeg quilters guessed closest to the dollars spent and Joanne Lovitz was the closest guess to our yardage.

Before we began our shopping Joyce Sullivan gave us a pep talk about how to help the economy out at this time. Maxine Oliver certainly took this speech to heart and was the high spender on this trip.

Arrangements have been made for our Fort Washington trip. We will go on Sept. 15, 2001. Please start to submit your names. The bus fills up quickly. The cost will probably be \$50 which is for the bus and admission to the show. It is not set yet since I am waiting to hear from the bus company. Hopefully the cost of the bus will not escalate.

Elaine
Essews@aol.com
914-723-6845
40 Greendale Road
Scarsdale, NY 10583



NSQG Treasurer's Report 2/28/01 - 3/27/01

Guild Checking Opening Balance 2/28/01	\$ 9,566.32
Expenses	
Comfort Quilts	\$ 110.96
Education	\$ 425.00
General Office	\$ 33.89
Membership	\$ 13.76
Newsletter	\$ 388.35
Programs	\$ 290.99
Raffle	\$ 198.03
Super Saturday	\$ 1,235.00
Trips	\$ 6,924.86
 Total Expense	 \$ 9,600.84
 Guild Checking Closing Balance 3/27/01	 \$ (32.52)
 Show Checking Opening Balance 2/28/01	 \$ 13,605.59
Income	
Raffle Ticket Sales	\$ 1,507.00
Vendor Fees	\$ 2,277.00
Total Income	\$ 3,784.00
Expenses	
Equipment Storage	\$ 417.00
Returned Check Vendor Fee	\$ 360.00
Bank Charge	\$ 10.00
Brochure Printing	\$ 1,050.00
Misc. Office	\$ 22.00
Total Expense	\$ 1,859.00
 Show Checking Closing Balance 3/27/01	 \$ 15,530.59
 Guilding Savings Opening Balance 2/28/01	 \$ 19,797.68
Interest Income	\$ 30.09
Guild Savings Closing Balance 3/27/01	\$ 19,827.77
 Total All Accounts 3/27/01	 \$ 35,323.84

THE CITY QUILTER®



157 West 24th St.
212-807-0390

Tuesday - Friday,
11 to 7
Saturday, 10 to 6
Sunday, 11 to 5

**Come visit us on your next
trip to Manhattan!**

Located between 6th & 7th Avenues
near the Chelsea shopping
& art district, bus & subway lines.
Adjacent to parking.

Auction Quilt Deadline approaches.....

It's amazing what a wide variety of quilts will be in our A Home Can't Have enough... silent auction display. Some traditional, using fine applique skills...some contemporary, using faster techniques for dramatic results...still others, using tried-and-true methods with which we are most familiar. A few members applied different dyes to highlight areas, and others embellished with buttons, beads, and metallic threads. There was a great deal of individuality in each and every quilt. This project was a great excuse to experiment with new techniques and expand your repertoire of tricks.

What's even more gratifying is that the diversity of subject matter will attract different audiences ranging from little girls...teenage boys...large families.....gourmet cooks ...to little old ladies who want a "nice" cup of tea.

I hope the additional publicity will make this Silent Auction a real money-maker for the Women's Center of Greater Danbury. Don't forget to check out the Silent Auction section of our website (www.northernstarquilters.com). Think of it!!! Images of our quilts are reaching all around the world.

If your quilt is still outstanding, please bring it to the April meeting and don't forget to attach a sleeve. If you cannot be there, contact me and we will make other arrangements.

Alice Garrard
203 938-9661
Ruffer123@aol.com

P.S. . I am not sure who made a batik fish quilt
Please let me know.

**Please remember to sew a
sleeve onto the back of your
Silent Auction quilt.**

Works In Progress

I will welcome any unfinished piece that you think would be of special interest to beginning quilters who will be coming to the show looking for help.

Those of you who are working on a different technique or have discovered a unique way to do an old pattern or skill are encouraged to submit your work for us to display.

The idea of the room is to show beginners, and more experienced quilters something new from the beginning stages of the quiltmaking process.

If you are interested in participating and do not have something in mind, I would be glad to give you some suggestions for displays and demonstrations.

Call or write:

Alice Dokken, 706 Ashford Circle, Brewster, NY 10509
845-279-8995, e-mail: adokken@earthlink.net

No UFO's Here!

My therapist told me the way to achieve peace is to finish what I start. So far today, I have finished 2 bags of M&M's and a chocolate cake. I feel better already.

Quilt Bee

Quilt Bee that meets weekly at the Danbury Museum & Historical Society, 43 Main St. in Danbury. Every Friday afternoon from noon to 4:00 pm in Huntington Hall, work on the project of your choice, help with the Nutmeg Guild's raffle quilt, or a raffle quilt to benefit the Museum. For more information or details, call
Jo Ann Brown at
748-1094.



On Stage Opportunities!!!!

Looking for adventuresome quilters to be "on stage" with the lecturers at our "A World of Quilts XXII," on May 5 and 6, 2001 smiling your warmest smile, while holding up the lecturer's quilts. Volunteering your time (shortly before, during and after a lecture) will give you the opportunity to actually get to see and handle those quilts close up that others can only see from afar. Up close and personal contact with our lecturers will be an added benefit. You may volunteer for either one or both days.

Please contact me at: e-mail—Quilt-Angel@Juno.com or Snail Mail
Mary Scott, 44 Cherry Hill Road,
Greenwich, CT 06831



PiecefulAcrePatterns.com

Quilt Patterns on the Internet
JoAnn Brown, Owner
(203) 748-1094 or (203) 791-9814
E-mail: PiecefulA@aol.com

Show Committee XXII

Committee	Name	Home Phone	Email Address
Admissions	Grace Zipprich	(914) 739-0378	gbzipp@aol.com
Block Contest	MayAnn Weinberg	(203) 625-3149	
	Susie Andersen	(203) 629-5973	manderse@online.net
Brochure/Catalogue	Brenda Strauss	(914) 277-3884	
Chairperson	Marie Sugar	(914) 277-4266	HMSugar@worldnet.
Equipment	Judy Gignesi	(914) 243-0717	igignesi@juno.com
	Bernice Strauber	(914) 245-3581	Bstravel@aol.com
Hospitality	Kathy Miller	(914) 278-6065	KKem2626@aol.com
Information Booth	Peggy Baker	(914) 941-7357	
Invitationals	Andrea Winter	(914) 763-5064	adw@bestweb.net
JFK Liason	Barbara Sferra	(914) 232-1170	
Judging	Margaret Phillips	(203) 622-9066	pellerzi@us.ibm.com
	Carolyn Salon	(914) 273-8281	csalon2556@aol.com
Lectures	Mary Scott	(203) 968-0377	Quilt-Angel@juno.com
Mailings	Barbara Powers	(914) 248-7628	sewfun331@webtv.net
Perimeter/ Silent Auction	Alice Garrard	(203) 938-9661	RUFFER123@aol.com
Photography	Sondra Shapiro	(914) 276-1073	mrsshap@bestweb.net
Publicity	Elaine Shils	(914) 245-4483	Ashils@bestweb.net
Quilt Hanging	Nancy Mirman	(914) 277-5210	nmirman@bestweb.net
Quilt Monitor	Chris Roche	(914) 277-5682	Edchris@bestweb.net
Quilt Registrar	Elizabeth Kaftan	(845) 621-1136	elizabeth.kaftan@att.net
Raffle Quilt '01	Betty Edwards	(914) 738-0516	
Raffle Quilt 02	Lynnette Clemmons	(203) 622-1100	lsclm@aol.com
	Barbara Hicks	(203) 329-8075	bhicks@archstlaw.com
Raffle Tickets	Lynn Chernuchin	(914) 945-0343	lynnandmicheal@hotm
Show Assistant	Anne Marie Ramirez	(845) 528-3122	ammr625@aol.com
Show Pins	Jackie Stewart	(845) 225-4696	stewtown@bestweb.net
Signs -outdoor			
Signs- indoor	Jackie Fowler	(914) 962-2177	walter.fowler@worldnet
Treasurer	Judi Davis	(914) 762-4323	davisyates2000@cs.com
Vendors	Kathy Nazario	(845) 878-7148	inazario@ieee.org
Volunteers	Judy Jones	(914) 245-4527	jjquilt45@aol.com
Works in Progress	Alice Dokken	(845) 279-8995	adokken@computer.net

Boutique

We had a good response for the initial sign up of vendors at the March meeting. Thanks to members of the committee who brought samples to show what type of items could be sold. (There are many items and ideas that could be used). At the April meeting we will continue to sign up vendors. Look for us in the back of the room with a balloon flying. It is not a complicated thing, rules are explicit in the registration packet. Give me a call if you need help.

Janette Loughlin

Ladders Needed

If you will be at set-up Friday night and if you have a 5' or 6' ladder and if you can transport it to JFK, please bring it to the gym. A lot of "ifs", but we could use extra ladders IF we can get them.

Thanks, Nancy Mirman

WANTED Card Tables

It is with great sadness I have to report—the card tables that have served the show committee for many years are on their last legs. We use these tables for setup and displays during the show.

If anyone has an old card table to donate, we would be most appreciative. Please call Marie Sugar 914 277 4266 for pickup.



Two Weeks 'Til Show Time

World of Quilts XXII

May 6 & 7

We are in the home stretch—this is the last newsletter before the World of Quilts show on May 5 & 6th.

This is the 22nd Quilt Show that the guild has put together and each year the show is just as exciting as the last and just as much fun. It is astonishing the amount of work that goes into putting the show together. The show committee has been meeting each month throughout the year and now we are at the point when we need your help to pull it off. So don't forget to sell your raffle tickets, buy your show pin (special members pricing of \$4 at the April meeting) and sign up to work at the show. For those new members I would like to give you a snap shot of what happens in the last few days before the show.

On Wednesday - all day the quilts that you have lovingly stitched all year will be judged. The quilt show signs will go up around town. On Thursday afternoon, the equipment gets brought out of storage and on Friday afternoon the fun starts - we begin with the frame setup - the frames are put together then the muslin is hung, while this is happening in the gym - Kathy and her crew are putting together the pot luck supper (Don't forget to sign up and bring a dish - 914 278-6065), the class rooms are being cleared of desks, the vendor spots are being mapped out, the tables (which had been delivered earlier) are carried to each area, the information booth is getting put together, the boutique room is being set up and members are dropping off their merchandise, the works in progress room is being arranged and our guest speakers should be arriving.

At 5pm we let the vendors start setting up - then supper is served - After supper, the quilts arrive and the hanging begins, the cafeteria is cleaned up and set for Saturday, the indoor signs go up, the raffle quilt is hung, the challenge quilts are displayed, the silent auction quilts, the American Japanese challenge, the block contest quilts and the invitational quilts are hung, and the quilt cards and ribbons are pinned to the quilts and all the extra equipment stored away and the lights go out until Saturday morning -

All this occurs between 3:30 PM and 9:30 PM. You are probably asking yourself—why go to all this work—the answer is because it is worth it and because we have so many people working, the tasks get done quickly and efficiently.

Saturday—guild members (with a valid membership card) are allowed in at 9am for a quiet hour shopping/viewing before the show. At 10 am our guests arrive and until 5 pm everyone will be busy—so don't miss out on the excitement—make sure you have signed up to volunteer your two hours in order to get a free admission pass. Actually 2 hours per day gets you a pass for each day and is a bargain. I did notice when I looked at the volunteer sign up sheets that we are going to need help on Sunday—so as a special show offer 4 hours volunteer time on Sunday will get you a pass for Saturday and Sunday.

With your help this year's show should be a success. We are looking forward to a really good show for you and our guests.

Marie Sugar

Show Chairman

World of Quilts XXII

Spots Left for Volunteers to Fill

Dear Members,

It's almost time for our show and we still need more volunteers. We are especially desperate for people on Sunday. It's still not too late to sign up. Without the help of people volunteering the show cannot run well.

At the April meeting please, please, please sign up or if you already signed up please stop by and pick up your assignments and passes.

Thank you to everyone who has volunteered. Let's make this a great show.

Judy Jones
Volunteer chairperson
914-245-4527
jjquilt45@aol.com

Show Pins

Pins will be available to Guild members for \$4 at the April 17 General Meeting. Thereafter, pins will be available for \$5 at the show on May 6th and 7th.

If you are unable to attend on April 17, ask a friend to purchase a pin for you at this ONE TIME ONLY price of \$4.

Peggy Baker



April - BLOCK-of-the MONTH

ZIG-ZAG STRIP

This is a scrap block made with half-square triangles. Separate all the fabrics you have used in your quilt into a dark pile and a light pile, making the piles approximately the same if possible.

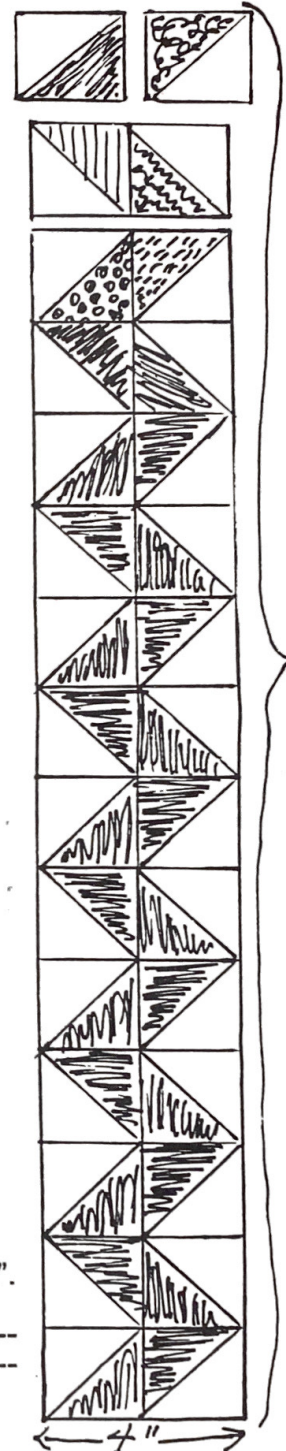
Place one dark piece and one light piece with right sides together keeping grain lines consistent. Cut a square $2\frac{7}{8}$ " x $2\frac{7}{8}$ " keeping the perimeter of the square straight with the grain lines. Cut 15 of these. When you repeat a fabric use it with a different contrasting color than you used the first time.

On the light side draw a diagonal line from one corner to another. Stitch $\frac{1}{4}$ " away from the drawn line on both sides. (Using the chain stitching method with all the squares will save time and effort.)

Cut each square on the drawn line. Press each side open with seam toward dark side. Clip off protruding corners.

Lay out the half-square triangles in a zig-zag pattern following diagram. If your quilt background fabric is dark keep the light triangles on the outside, dark ones in the center. For light background fabric use the opposite color layout.

Following your layout stitch together in pairs pressing seams in opposite directions on every other pair. Stitch the pairs together butting seams at center and squaring-up the pieces. Press all seams in same direction. Finished piece should measure $4\frac{1}{2}$ " x $30\frac{1}{2}$ ".



A second scrap piece for the quilt top can be made while all the fabrics are out for the zig-zag block. This piece should finish to $4\frac{1}{2}$ " x $14\frac{1}{2}$ ".

OPTIONS:

- 1) Strip piece in random colors and widths. Use strips at least 5" long. Sew enough together to measure at least 15" long. Press, then trim to correct size.
- 2) Cut fifty six $1\frac{1}{2}$ " squares. Sew in random colors into fourteen $4\frac{1}{2}$ " rows, then sew the rows together.
- 3) Cut fourteen $2\frac{1}{2}$ " squares. Sew 2 strips of 7 squares, then sew the strips together.
- 4) Anything you want to do to make the needed fill-in piece of $4\frac{1}{2}$ " x $14\frac{1}{2}$ ".

ROUND-ROBIN QUILTERS

REMINDER: complete top with March directions and return to original block maker at May meeting for group Show & Tell.

Education

We have lots of fun workshops coming up. Please sign register soon. All classes are \$30 per day.

On Tuesday, April 17, Elizabeth Hendricks, will be teaching "Bobbin Quilting". You will stitch up-side-down with decorative threads, braids, and ribbons to create a unique quilted design. This class is full but I am taking names for the wait list in case anyone should drop out.

On Wednesday, April 18, Elizabeth Hendricks will do a second workshop for us, "Joys of Couching". Learn how to add straight, curved and figurative shapes to your tops and explore the different ways of couching as part of the quilting process. This class is about half full.

In May, two of the speakers from the Quilt Show will be giving workshops.

On Monday, May 7, Linda Cantrell will be teaching "Fantasy Flowers" using an easy applique technique. In addition to learning perfect points, corners, deep inside curves, you will learn how to frame your quilted art for a more professional look!

On Monday and Tuesday, May 7 & 8, David Walker will give a two-day workshop called "Small Works II." Check his web site W3.ONE.NET/~DAVIDXIX for details and see examples of his work. It should be a fun and interesting two days. This class will be \$60 and is filling up fast.

You may register for any or all of these classes at any time. Just send a check and a self-addressed stamped envelope for the supply list. (I will have envelopes and stamps available at meetings for a nominal fee of 35 cents. I will mail the supply lists about one month before the class). You can sign up at the meetings by simply placing your check in an envelope in the registration box at the education table.

See you at the meeting!
LizDoyle - 914-232-3040
84 Mustato Road
Katonah, NY 10536
NSQGclasses@aol.com



Quilt Show Hospitality Needs You!!!!

As many of you know and for those of you that are new, each year we host a Pot Luck Dinner the Friday night before the Quilt Show. We provide dinner for 200 very hungry Volunteers and Vendors. You may have heard that last year we fell short in the main dish category, I am hoping that this year will be the best ever!

We need the following:

Main Dishes
Salads
Desserts



Drop off time will be after 4:00 pm at JFK, Friday, May 4.

Please look for me at the April Guild Meeting, give me a call and leave a message or e mail!

Many, many thanks to the 29 people that signed up at the March meeting! You are wonderful!

Kathy Miller
845-278-6065
KKCM2626@aol.com

Quilts and Tea at the Captains

"Quilts and Tea at the Captains" will be held on May 19, 20, 2001 at the Capt. Nathaniel Palmer House, 40 Palmer Street, Stonington, CT 06378. We will have be open 10 to 5 on Sat., 10-4 on Sunday with a Mini Auction to be held at 2:00 pm on Sunday.

There is a raffle
1st prize—One Queen Size Quilt—"Stars"
2nd prize—Tea Service Linen
3rd prize—Tea Basket.

Drawing at 4 pm Sunday. Cost is \$7.50 for tea (drink, sandwich, cookies) and to view the quilts. A visiting quilt display from Mini Quilt Magazine will be shown. The auction quilts will be displayed and, of course, there is the Palmer House itself and the grounds for you to enjoy.

Road to . . .

A comprehensive list compiled by Nancy Hantman

Exhibitions and Shows

- North Salem, NY: Recent Works by Adrienne Yorinks (N.S.Q.G. member), April 22-May 6, Charles Michael Gallery, Keeler Lane; 914-669-4600.
- Gorham, NY: 19th Quilt Show, April 20-21, United Methodist Church of Gorham, 4747 South Street. SASE to UMC, Box 225, Gorham, NY 14461.
- Ravena, NY: Tell Me a Story, April 21-22, Ravena-Coeymans-Selkirk High School, Route 9W. Contact: Bonnie Turner, The Quilter's Studio, PO Box 62, Clarksville, NY 12041; 518-768-8091.
- Rutland, VT: 20th Annual Festival of Quilts, April 21-22, College of St. Joseph, Clement Road. LSASE to Janice Leffingwell, P.O. Box 1187, Middletown Springs, VT 05757; JLeffi6638@aol.com; <http://www.rovers.net/~chasfame>.
- Cos Cob, CT: Common Threads, April 24-May 5, Cos Cob Library, 5 Sinaway Road.
- Clarence, NY: Cabin Fever Four, April 27-29, Clarence Town Park Clubhouse, 10405 Main Street. Contact: Iola Sugg, 716-547-9903.
- Manchester, CT: Stitches Through Time, April 28-29, Manchester Community College, Exit 59 of I-84; stitchthru@aol.com.
- Philadelphia, PA: "Art Quilts at the Sedgwick," now through April 30, Sedgwick Cultural Center, 7137 Germantown Avenue. SASE to D. Schwartzman, 646 Westview Street, Philadelphia, PA 19119; 215-438-5109; quiltist@rcn.com.
- Marlboro, NJ: A Quilter's Garden Quilt Show VII, May 5-6, Marlboro Middle School, 355 Route 520. SASE to Molly Pitcher Stitchers, P.O. Box 467, Tennent, NJ 07763; 732-364-5055; MPSQltGld@aol.com.
- Troy, NY: NYQuilts!, May 19-20, Russell Sage College. Contact: NYQuilts!, PO Box 93, Brainard, NY 12024-0093; 518-766-6279; info@nyquilts.org; <http://www.nyquilts.org>.
- New Castle, DE: "Through the Eye of the Needle: Stitchery form the 18th Through 21st Centuries," now through June 10,

Old Library Museum, 42 East Third Street; 302-322-2794.

- Paducah, KY: Quilts from the Pilgrim-Roy Collection, now through August 11, Museum of the American Quilter's Society. Contact: MAQS, P.O. Box 1540, Paducah, KY 42002; 270-442-8856; info@quiltmuseum.org; <http://www.quiltmuseum.org>.
- Shelburne, VT: "Images in Folk Art: Quilts and Sculpture," now through October 14, Shelburne Museum, U.S. Route 7. Contact: 802-985-3346; fax 802-985-2331; <http://www.shelburnemuseum.org>.
- Intercourse, PA: "Stars and Bars: Inspirations from Antique Amish Quilts," now through October 27, The People's Place Quilt Museum, Route 340; 800-828-8218; 717-768-7101; <http://www.ppquiltmuseum.com>.
- Northfield, VT: Vermont Quilt Festival, June 28-July 1. For brochure and newsletters, send \$3.00 to VQF, PO Box 349, Northfield, VT 05663; <http://www.vqf.org>.

Other Events

- Paducah, KY: MAQS Silent Auction, April 27. Donate quilt tops, small quilts, or other quilt-related items to benefit the museum's educational program. Include your name, mailing address, telephone number, and e-mail address with the item(s); send to MAQS/Auction, P.O. Box 1540, Paducah, KY 42002.
- Pacific Grove, CA: Empty Spools Seminars at Asilomar, sessions from April 29-May 4 and May 11-16. SASE to Empty Spools Seminars, 70 Bradley Avenue, Walnut Creek, CA 94596-4267; 925-930-7893; fax 925-934-1188.
- Rochester, NY: "Quilters: A Musical," May 16-June 24, Geva Theatre, 75 Woodbury Boulevard, Rochester, NY 14607. Tickets and dinner reservations: 716-232-GEVA; fax 716-232-4031; gevataalk@gevatheatre.org; <http://www.gevatheatre.org>. Group tickets for 10 or more: Colleen Brown, 716-232-1366, ext. 3057.
- Nationwide: Cranston Quilting Across America Contest, deadline May 31. Contact: <http://www.cranstonvillage.com> or see display in fabric stores.

World Wide Web Sites

- Ann Harwell at <http://www.quiltartisannharwell.com>
- Bali Fabrics at <http://balifab.com>
- Easymade.com at <http://www.easymade.com>
- Fabri-Quilt at <http://www.fabri-quilt.com>
- Janome America Inc. at <http://www.janome.com>
- Joan Shay at <http://www.petalplay.com>
- Light Impressions at http://www.lightimpressions_direct.com
- Mary Ann Beatie at <http://home.kidki.net/~mayann/>
- Now & Then Publications at <http://www.nowthen.com/>
- Pantone at <http://www.pantone.com>
- South Sea Imports at <http://www.southseaimports.com>
- Stearns Technical Textiles Co. at <http://www.stearnstextiles.com>



Quilt Basket

Classes Fabrics Supplies

Shop online at
<http://www.quiltbasket.com>

(845) 227-7606

872 Route 376, Ste. B
Wappingers Falls, NY 12590

New Members

Emily M. Battle

10 Mountain Laurel Drive

Greenwich, Ct. 06831

203-661-5362

e-mail embattle@yahoo.com

Barbara Bahnmann

90 Porchuck Road

Greenwich, Ct. 06831

203-661-2582

Linda Schoenfeld

44 The Crossing

Purchase, New York 10577

914-694-4390

lindaschoenfeld@aol.com

A quilt is not a quilt ... until it's quilted!



Help for basting and/or customized machine quilting
is only a phone call away!

Caroline Kearney

845-226-7608

Surface Design Challenge Month 4

Metallic Foil Transfer

Supplies:

Foil-(supplied)

Aileen's Stretchable, Flexible Fabric Glue or Elmer's Fabric
Glue,

Plexigluce

Scissors

1-yard hand dyed or solid colored 100% cotton fabric or a
previously embellished yard of fabric from this challenge.

Shallow container for glue

Foam brushes

Iron and ironing board

Craft scissors

Pressing Cloth

Tarp to protect work surface

Stretch the dry ironed fabric on your work surface, I have seen
people tape their fabric to their cutting mats or I have used a
dual surface cutting mat (with a cutting area on one side and a
padded mat on the other) to pin the fabric taut.

Paint a design on your fabric with glue. Broad-brush strokes,
thin squiggles, dots, you may even try painting stamp images
with glue! The more glue you apply the better the coverage.

Wait for glue to completely dry. It should look clear. While the
glue dries thoroughly wash your brushes and tools. Dried glue
will ruin brushes.

Turn iron to high cotton setting, steam is not necessary. Cut a
piece of foil large enough to cover your painted areas. Place
foil so that the colored side is facing you, if you place the foil
color side down nothing will adhere. Cover the foil with a
pressing cloth. Iron and apply as much pressure as you
possible can. Let fabric cool.

Remove pressing cloth and peel away a small section to see if it
worked. When you peel the foil away, you should have a solid
area of foil on the fabric. If it did not work you will need to
reposition the foil and try again. The foil can be used until no
shiny color remains on the sheet.

Remember: Heat, Pressure, Reposition if necessary and let the
fabric cool before removing the foil.

These directions are paraphrased from

Complex Cloth

A Comprehensive Guide to Surface Design

Jane Dunnwold

Fiber Studio Press

ISBN 1 56477 149 0

Questions?

Melanie Testa

203 327 1414

davanie@snet.net

I would like to do a hand dying challenge in April, but I need
people interested in doing this to sign up so that I can make kits,
please call and leave a message or e-mail me at the above
address. Kits will cost a nominal fee.

Comfort Quilts


All minds are now on our Quilt Show, just a few days away. Comfort Quilts will have a display; look for us. Special thanks to Girl Scout Troop 168 of Greenwich, CT for an adorable comfort quilt. Some child is going to love it.

Thanks also to Elaine Skorka and Joan Weth for donations of batting. and though this is written before the fact, thanks to the participants in the quilting "class" at Super Saturday for quilting, quilting, quilting.

Pat Baker

Dates:

**Thursdays, April 5 and 19, and
May 10 and 31**



At Super Saturday, I learned how to meander (I think).

April 2001

**Northern Star Quilters' Guild
P.O. Box 232
Somers, New York 10589**



First Class Mail

Linda Von Ahn
30 Greenfield Rd.
Mahopac, NY 10541

10541+2192

