

Millie Clinton, President
Alice F. Garrard, Editor
Somers, New York
December 1995

On Point!

A publication of the Northern Star Quilter's Guild

President's Message

The November meeting was attended by either a small group of obviously dedicated quilters or some very weather-indifferent members. If we need to cancel a meeting because of the weather we will announce it on WHUD and WVIP, as well as doing a telephone advisory call to most members. If you are outside of the 914 or 203 areas please let me know if you want to be called. We will call the numbers on the membership lists; if you come directly from work, check your messages at your listed number before coming. If JFK school is closed because of inclement weather we will not meet. Let's all hope that the November meeting was only the bad weather day for our calendar.

The Holidays are fast approaching. Hopefully we will all finish any presents, decorations and other quilt-related projects with time to spare.

The December meeting will be held in the cafeteria. Traditionally, we ask members to bring in lots of holiday goodies to celebrate the season and exchange a quilt-related, wrapped gift (\$5 limit) if you desire. As a special treat this year, our speaker will be our own Gloria Hartley. I am looking forward to this meeting. The date for the December meeting will be on the second Tuesday, **December the 12**. Take a break from your holiday preparations and join us. **Doors open at 7 PM.**

Millie Clinton

NSQG Calendar

12/4 - 12/8	Raffle quilt at June Ortiz' house
12/5	NSQG Quilt Show Meeting
12/7	Comfort Quilts
12/11 - 12/15	Raffle quilt at Andrea Winter's
12/12	NSQG General meeting
12/12	Holiday Gift exchange
12/19	Newsletter articles due
1/4	Comfort Quilts
1/9	NSQG Quilt Show Meeting
1/16	NSQG General Meeting
1/23	NSQG Board Meeting
2/3	"Gridded Geese" workshop


Holiday Boutique

I wish to thank all who shared their talents and all who helped at the HOLIDAY BOUTIQUE on October 28th.

The lovely handwork of our members demonstrated again the exceptional workmanship and creativity of our guild. **Total Sales were \$4,091.30.**

Have a healthy and happy holiday season.

Madeline Horr



'95-'96 Board of Directors

President -- Millie Clinton	279-5613
VP Programs -- Catherine Neri	248-7309
VP Membership -- Liz Doyle	232-3040
VP Quilt Show -- Brenda Strauss	277-3884
Rec. Secretary -- Carol Alt	245-2697
Corr. Secretary - Phyllis Solar	628-3293
Treasurer -- Karen Abramson	452-2468
Education -- Judith Rosenberg	232-4971
Library -- Kathleen Sambora	279-8354
Newsletter -- Alice Garrard (203)	938-9661
Special Events -- Linda von Ahn	628-5380
Boutique -- Madeline Horr	248-7454
Hospitality --Marilyn Maiorana	762-5419

On Point!, NSQG's newsletter, is published monthly, except for a combined July/August issue. Subscription and mailing are included in the annual \$25 membership fee.

Articles for the newsletter are due one week after the general meeting. The deadline for the January edition will be December 19th. Written contributions and E-mail are welcomed. Send to:

Alice F. Garrard
11 John Applegate Road
West Redding, CT 06896
Fax: (203)-938-9823
E-mail: PWHG @ AOL.com

Contributing editors: Elizabeth Rosenberg,
Sondra F. Snapiro and Anonymous.

December's meeting will be held on the second Tuesday, instead of the usual third.

Membership

Despite the dire weather predictions, 84 hearty souls blew in for our meeting in November. We even had one guest and 3 new members. Our total membership is now at **303!** If you are a new member, please pick up your membership packet the next time you come. It will have your nametag and some other interesting information about our guild. Also check your address label for any misspellings or typo's.

I have copies of the complete membership list along with a few corrections available for everyone. Please remember that this list is for **Guild use ONLY**, and is not to be given to other organizations, or to friends, etc. We all have our names on enough mailing lists without being added to any others. I'm also dividing the list up for the Board to use as a telephone tree in case we have to cancel a meeting. If you live outside of the 914 or 203 area codes, we will not be calling you unless you ask us to. Anyone else who prefers not to be called, also let me know.

Finally, it has come to my attention that some of our members don't like driving at night any more. If you live near someone in this situation, why not give them a call and offer a ride to our meetings or to other events. It could be the start of a wonderful friendship.

As the holiday season approaches, I want to wish all of you and your loved ones the happiest and healthiest of times, now and in the coming New Year.

Liz Doyle

HOLIDAY
GREETINGS
FROM THE
ON POINT
STAFF

Education

There have been numerous requests for Saturday workshops; the Guild will be offering one on February 3, (snowday February 10). The class is Gridded Geese taught by Merry May. If you've always loved Flying Geese but were intimidated by all of those little triangles, this is the class for you! You'll learn a fast, accurate way to mass-produce Flying Geese units (up to 24 at once), using unique paper grids and overlapping strips of fabric. You'll learn the "Gridded Goose" system in the morning, and then begin to assemble your "geese" into a great little quilt top in the afternoon. The cost is \$25. If you volunteer to monitor the class, you'll get a free workshop! (All levels)

There are a still a few spaces available in Joen Wolfrom's two day workshop, Landscapes and Illusions, on Monday, March 18 and Tuesday, March 19. The cost for the two days is \$50. (Intermediate to Advanced Level).

Reminder: Date checks, payable to NSQG, with the workshop month; checks are cashed when the workshop takes place. Include a stamped, self-addressed envelope with the workshop name.

Send your reservation to Karen Eckmeier, P.O. Box 139, Bedford, N.Y. 10506, or drop them in the Reservations Box.

Judy Rosenberg

Quilt Show Perimeter Display

The theme of the perimeter display for the Quilt Show will be "Quilting the Tree of Life." The display will depict changes across a lifespan using quilts with traditional quilt patterns in vignettes. The committee is looking for quilts made with the following patterns:

TREE OF LIFE
BABY BLOCK, IN A QUILT FOR AN INFANT
SCHOOLHOUSE
YOUNG MAN'S FANCY (ALSO KNOWN AS
GOOSE IN THE POND)
DOUBLE WEDDING RING

LOG CABIN HAPPY HOME THE HOUSE THAT JACK BUILT THE OLD HOMESTEAD GRANDMOTHER'S FLOWER GARDEN

If you have quilts made with any of the above patterns and would be willing to share in the perimeter display, please call me at (914) 234-6810. Also, send your name, phone number, the name of the quilt patterns, the size of the quilt, and whether it is new or antique, and who made it to me:

SUZANNE SUNDAY
12 VINTON AVENUE
BEDFORD, NY 10506

1995/1996 Challenge

It is now December. Challenge projects are due mid-February. Have you started your Challenge yet? There's still time, but don't wait too long.

For new members, some words of explanation. Each year a committee prepares a Challenge which is presented to the guild at the opening meeting in September. Directions and any required fabric is made available then. Any guild member may choose to participate.

The individual Challenge projects are to be finished by the February meeting at which time they are displayed. Some ribbons are awarded for "favorites" but no serious judging is done on the quality of workmanship. The Challenge quilts are again gathered together in May to hang as a group in *Our World of Quilts Show*.

There are still a few fabric packets left. Come check it out at the Challenge table. This is a do your own thing project that is easy and fun to take part in at any level.

Joyce Sullivan, Challenge
Chairwoman (914) 277-3832

Programs

I hope all of the intrepid souls who ventured out for our November meeting had as much fun at Mary Anne Caplinger's trunk show as I did! Mary Anne achieves astonishing effects with silk and satin "weaving". If you were there -- you know what I mean. If you couldn't join us, watch for Mary Anne's newest book, coming out in the spring from *THAT PATCHWORK PLACE*, and try your hand at her exciting and innovative methods. Thanks to Mary, Vicki, Joyce, Joanne, Adrienne and Karen; and to our quilt "wranglers" Nancy, Marie, Fran and Jane.

Moving on to our December meeting: we are thrilled to be featuring our very own GLORIA HARTLEY, a founding mother of our Guild and the owner and creative spirit behind *Deer Meadow Designs*. NSQG Quilt Show regulars have seen Gloria and her "other half" Bruce at their stencils-and-other-essentials booth. Gloria's topic will be "Maximizing Your Stencils." Please be sure to join us for this valuable and memorable evening.

There will still be NSQG surveys available at our December meeting. Please complete one if you haven't already done so! Results will be reported at our January meeting.

Holiday Gift Exchange

In December we will also have our annual HOLIDAY GIFT EXCHANGE. Those wishing to participate should bring a gift-wrapped quilting/sewing present with a value of \$5.00 or so. Hand-made gifts are most welcome. During our refreshment break, those who put INTO the gift stash will have a chance to pull OUT something wonderful!

Fabric Swap

Because of our smaller-than-usual turn-out in November, our DECEMBER FABRIC SWAP will be a rerun. (Your fat eighths should be florals, either LIGHT or DARK.)

We've had a lot of input, and there will be changes made as we enter the New Year; feel free to add YOUR comments in our Suggestion Box,

Block of the Month and more...

Meg Mooar has graciously volunteered to coordinate our Block of the Month feature. This will (hopefully) culminate in a guild display at our 1997 show. We will have a hands-on workshop at our January meeting. The January *On Point!* will have a supply list. Also, at our January meeting, will be a QUILTERS' TRIVIAL JEOPARDY contest. Make plans to join us on January 16th.

Cathy Neri

CHEERS!

(This article was originally published in the NQA Newsletter of Chapters, Winter 1995)

Are you aware that Cheer detergent and liquid Cheer have been awarded the Cotton Seal of Approval? This is the first time that Cotton, Inc. has awarded the seal to anything other than a textile product. An enzyme called "Carezyme" is being added to specially marked boxes and bottles identified as "New Cheer with Advanced Colorguard." Spokespersons for Cotton, Inc. and Proctor & Gamble, manufacturers of Cheer detergents, indicate that cotton fabrics often look worn because of build-up of pills or fuzz on the surfaces which obscure color vibrancy. Carezyme washes away this "fiber fuzz", allowing the fabric to more closely retain its true color, preserve its original appearance, and extend its life. Data suggests that the wear-life of cotton fabrics can be DOUBLED. P&G and Cotton, Inc. are encouraged by this development since it continually "treats" the textile with each laundering.

Source: Ohio State University Extension -
Norma Pitts and Joyce Smith.

Traveling Quilters

We had a wonderful time at "A Quilter's Gathering" with so many quilts to inspire us. What a great group of ladies to travel with. If you haven't come on a trip, it's a fun way to meet your guild sisters.

LOOKING AHEAD! The Lancaster Quilt show Trip will be April 12 and 13, Friday and Saturday. The cost is \$125. This includes round trip coach bus; overnight stay at the Ramada Inn, dinner at Miller's, breakfast, show ticket and dinner. What a Bargain! Sign up soon, this trip fills up fast. I will be accepting checks dated for March 1996, made out to NSQG, at the December meeting, or you can mail it to me.


RAFFLE FOR A TRIP TO PADUCAH!

At the December and January meetings we will be selling raffles at \$5.00 each for a trip to Paducah. For every 150 chances sold, we will raffle one trip. The drawing will be at the January meeting.

The trip to Paducah, (1996 AQS Quilt Show), will be April 24 to 28. The cost of \$750 includes the air fare to Nashville, ground transportation and accommodations. There has been a change in our plans, we will be staying at the Ramada Inn in Paducah. If you are really interested, I need to hear from you immediately! There are 40 ladies making this pilgrimage, it will be a lot of fun!

Please make your reservations for any of the trips now. You can send your deposit/trip fee check made out to NSQG or call me for more information at:

**LINDA VON AHN
30 GREENFIELD ROAD
MAHOPAC, N.Y. 10541
(914) 628-5380**



From the Editor:

My quilt group, the FF's, (aka Fabulous Fabricators), is currently working on a **Round Robin**. I admit to having a love-hate relationship with this project.

Each month I bring another top home, hang it on my design wall and begin to contemplate its possibilities. It's difficult working with someone else's color scheme, design sense and sewing styles. The longer this goes on... the more borders get added on... the difficulty seems to compound geometrically. Often, after staring at the unfinished top for a few days, I bundle it up and switch back to my own quilting projects. Of course, as the deadline approaches, I'm forced to drag it out again, and go back to work.

Designing these borders is a true challenge. Each must reflect the central motif, and should either add to the interest or control the activity. Knowing that each month, 7 pairs of eyes are going to scrutinize my work adds to the pressure of wanting to please the person whose piece I have worked on.

Now for the good part: Each month is a chance to stretch and grow; to solve any problems with the design, as the top progresses. Its a rare opportunity to try out a new style or technique. And of course, beauty is in the eye of the beholder. What I think adds to the beauty may be quite different in someone else's eyes.

So despite the challenges, I would urge quilt groups to get involved with a Round Robin. Or grab several of your quilting buddies and form a little group. Personally, I've had a great deal of fun with my friends.

Its' a great opportunity to see your friends' wonderful skills, and see how they tackle different quilting situations. Once you have accepted the inevitable loss of control, its a lot of fun to see how imaginatively your quilt develops when you're involved with such a talented group of women.

Its' amazing how many different ways there are to achieve an end. I hope you enjoy all eight of them at *The World Of Quilts* in May. For more information, look at Round Robin Quilts, by Pat M. Magaret & Donna I.Slusser, published by *That Patchwork Place*.

Alice Garrard

Library News

When I count my holiday blessings, I include the steady harvest of wonderful books sent our way by *That Patchwork Place*. This month their Author Lecture/Workshop Directory promises to make our Program Chair's job easier, with its descriptive and informative listings of possible presentations.

For our library collections, there are two new additions:

Mimi Dietrich's Quilts from the Smithsonian features twelve beautiful designs which were inspired by the Museum's collections. Photos and stories of the original quilts are included, and the adaptations include updated techniques and fabrics, as well as step-by-step directions. A bonus section contains the basics of quilting and applique, patterns, and templates.

Joining the New American Quilt Show Series is Great Expectations by Karey Bresenhan, with Alice Kish and Gay Elliot McFarland. Located in Houston, Texas, the original Great Expectations store was the International Quilt Festivals' first location. The book features patterns and directions for reproducing twelve antique quilts, using updated techniques whenever possible. Historical sidebars and recipes for Texas goodies enliven the colorful pages. Whether or not you can visit Houston, this armchair trip is delightful and inspiring. Basic quilting instructions and full sized patterns enhance its appeal.

It's exciting to consider all the holiday projects that must be in the works, considering the large number of books you have borrowed in the past two months. Because of the inclement weather, for our November meeting, the 66 books which were not returned that night will be welcomed with a smile in December.

Please be conscientious about returning books on time. Others look forward to borrowing them, and a month can be a long time to wait, when the creative juices are flowing.

Kathleen Sambora

Ornament Saturday


Many thanks to everyone who helped make the 171 ornaments and the tree skirts to decorate a Christmas tree to benefit Putnam Hospital. The productive ornament workshop was full of fun and laughter as well as tasty treats and lunch. We will have a report at the meeting on how well the tree did financially, and perhaps display some photos.

Copies of the tree-top star directions will be available for workshop participants at the December meeting. See Joyce Sullivan if you want the star pattern.

Pat and Joyce are "running dry" after a number of years heading this committee, although we are willing to instruct or assist in any way a new committee might wish. If you, or you and a friend, would like to head up this popular event please call one of us. We have lots of information and organizational materials available to make the job easier.

Pat Baker
(914) 279-8840

Joyce Sullivan
(914) 277-3832



Hi! I'm looking for a small group. I live in Mahopac, so any surrounding areas would be O.K. Would prefer days -- Monday, Wednesday or Friday, but can be flexible.

Pam La Fontaine
(914) 628-3688

Vintage Buttons and other items for sale....

If interested contact
Julie Long (914) 741-0903

A Quilting Lesson

I'm often asked why I put myself through the hard work and hassle of teaching young girls the basics of quilting. Many times, when confronted with the girls' hurricane-like aftermath in my ordinarily neat and well-organized sewing room, I wonder the same thing myself. Recently, though, when eleven-year old Kristen accompanied me to her first quilt show, she convinced me that the weekly hassle is truly worth the trouble.

Kristen is a student in the "young quilters" class I conduct each week. She is currently machine piecing a quilt top destined for her very own bed. It will be her second quilt. Kristen's first was begun in an after-school class I taught at her school last year. That was a lap-sized throw which she pieced by hand, constructed in pillowcase style, and then tied with pretty, shiny ribbons. In true quilter style, when Kristen began her second quilt, she presented the first to her baby brother, who earnestly promised to "love it forever!"

From the moment she entered my classroom, and ooo'd and aahh'd at the sample quilts and the little Featherweights I'd brought, I knew I had a future quilter on my hands. I was amused by her excitement when her little pile of pre-cut squares started growing into a recognizable nine-patch, but she won my heart when, after begging to be allowed to use my "beautiful" Bernina, she patted the machine's finish lovingly before pressing down the foot pedal.

It was during the guild's recent bus trip to "A Quilter's Gathering," though, that Kristen gave me a quilting lesson. Kristen stayed close to me as we wandered the aisles of the show, soaking in the colors and textures of the many complex and stunning quilts. She listened to my comments on this quilt and that quilt, being careful to heed my advice not to comment out loud if one of the quilts was not to her liking, for fear of hurting a fellow quilter's feelings. She smiled politely and nodded when one of our bus-mates asked if she was enjoying her first show. About mid-way through the aisles, I turned to comment on an intricately machine-quilted and heavily beaded piece, and realized that Kristen was nowhere in sight. Backtracking, I discovered her crouched down absorbed

in her examination of a small, simple, Amish-Style quilt hung low to the ground. page 7

Mrs. Rosenberg!" she cried, "look at these beautiful colors! Look how they glow against the black background! How can this quilt be so very beautiful when none of these fabrics have any designs like all the ones that you use in your quilts?"

I tried to answer Kristen's question by telling her about Amish quilts. But I realized that Kristen had shown me, through her child's unjaded eyes, how to appreciate the simple beauty of an unaffected, straightforward combination of bright colors in an oft-repeated, old-fashioned pattern. Even though that little quilt was constructed with ordinary materials, with not a single metallic thread nor a scrap of expensive Hoffman fabric, it was stunningly beautiful, expressive and captivating.

Kristen taught me a lesson that day that more than made up for the frustration, mess and tumult created by my weekly class. She taught me that more often than not, the simplest things can be the most beautiful.

Elizabeth Rosenberg

Quilting Tips

Marie Rohrman, although deeply involved with our fabulous raffle quilt, took the time to share these tips with us:

1. When sewing several or more strips together, sew in one direction for the first two, the opposite direction for the next. Continue alternating directions -- this helps prevent puckering.
2. When making a quilt with many pieces, it helps to keep them organized and avoid mistakes by filing them in inexpensive accordion files from the stationery store.
3. For new quilters --always be aware of the **very sharp blade** of your rotary cutter. A good place to store it is in an eyeglass case.



FIRST CLASS MAIL

Northern Star Quilters' Guild
P.O. Box 232 Somers, NY 10589

ON POINTS OF INTEREST

Following is a partial listing of contests and shows. Events are listed as accurately as possible, but we strongly recommend that you call ahead. These listings do not infer endorsements by NSQG.

Quilt Contests to Enter

Kutztown Pennsylvania German Festival. Co-sponsored by QNM. Make a quilt from a traditional Amish pattern with solid fabrics. **Deadline: 3/15/96.** Cash prizes. Contact: *Martha DeTurk, 6145 Dunkels Church Road, Kutztown, PA 19530.*

Kansas City Star Quilt Contest, 3rd Annual Quilters Unlimited Showcase, sponsored by QNM. Cash prizes. **Deadline: 4/29/96.** Contact: *Quilters Unlimited Showcase, P.O. Box 58. Blue Springs, MO 64013.*

Quilt Shows

Vermont Quilt Festival, celebrating 20 years - 1977-1996. To receive 1996 Brochure (to be mailed in early February), send your name & address with \$.75 to *The Vermont Quilt Festival, PO Box 349, Northfield, VT 05663-0349.*

12/2-12/31. **Innovative Quilts by Young Artists.** Steinhardt Conservatory of the Brooklyn Botanic Garden, Brooklyn, NY. Contact: *Diana Gouston Robinson, (718) 768-0594.*

9/16-1/7. **Norwegian Folk Art: The Migration of a Tradition,** Quilts included in this exhibition. Museum of the American Folk Art, West 66th Street, NYC.