

On Point!

December, 1997
Elizabeth Rosenberg, Editor

The Newsletter of the Northern Star Quilters' Guild
Somers, New York

Programs

The very talented and accomplished *Karen K. Buckley* will be our featured speaker for December. The story of her career is an example of an early disappointment making way for a later success.

After graduating from college with a degree in teaching and finding job opportunities worse than scarce, Karen settled for a position in the Insurance Industry. While working full time, she enrolled in a quilting class at the local high school and, as the saying goes, the rest is history.

From a beginning quilter with a thirst for knowledge, Karen became a quilt shop owner, a quilting teacher, a quilt designer and writer. She has taught over 1,000 students of all levels, has been a featured teacher numerous times in various quilting publications, has over 200 quilts to her credit which have won many awards, and has written three books.

Come and meet her and view her wonderful quilts. Learn from a master teacher. What the schools of general education lost out on, the quilting world has gained.

Marie Pedlow
Adrienne Yorinks
NSQG VP, Programs

Happy Holidays!



NSQG CALENDAR

- Dec. 16th GUILD MEETING 7 p.m. at JFK High School
- Dec. 16th Karen Kay Buckley Workshop
- Dec. 18th Comfort Quilts at Katonah Presbyterian Church
- Jan. 6th Show Committee Meeting
- Jan. 8th Comfort Quilts at Katonah Presbyterian Church
- Jan. 22nd Comfort Quilts at Katonah Presbyterian Church
- Jan 27th Executive Board Meeting
- March 14th Super Saturday

Hospitality

We would like to thank the four members who remembered that those with last names beginning with D-E-F were supposed to bring goodies to the November meeting.

There were many surprised, disappointed (and hungry) guild members bemoaning the lack of food on our table in November. While we realize everyone has a busy life, we use the honor system — so, we'll never remind anyone in particular that it's *their* turn to bring goodies. All we'll ever do is post a sign at our table and put a notice in the newsletter to remind you when it's your turn. So please — "give up the goods" — it's not fair to those who so graciously fill our tables for all to enjoy.

Now, enough scolding, and on with the good stuff.

December goodie providers will be members whose last names begin with A - Z.

This means everyone! We hope you'll bring lots of delicious holiday goodies to share with your friends!

Just a reminder: please remember to bring your own mug.

We hope everyone had a wonderful Thanksgiving!

Corinne Moschela
Kathy Miller
Hospitality Chairpeople

On Point!

The Northern Star Quilters' Guild newsletter is published monthly, except for a combined "summer" July/August issue. Subscription to the newsletter is included in the annual \$35 membership fee.

Articles are due one week after the general meeting, and may be submitted by mail, e-mail or fax. All contributions are welcomed!

Elizabeth Rosenberg
2888 Hemlock Street
Yorktown Heights, NY 10598
Phone: 914-962-1452
Fax: 914-962-1159
E-mail: ELIZQUILT@AOL.com

Contributing Editors:
Harriet Bertsche
Terry Mellilo
and *Anonymous*

The deadline for articles appearing in the January issue is December 16, 1997.

UFO "Sightings"

The following "initialisms" were spotted in the November issue of the *Wiltwyck Quilters Newsletter*:

UFO: UnFinished Object (something begun, but not being worked on at present)

VO: Virtual Object (something planned, but no fabric's yet been cut)

WIP: Work in Progress (something being worked on at present)

UQO: UnQuilted Object (a completed top needing quilting)

PFO: Partially Finished Object

NTBFO: Never To Be Finished Object

FO: Finished Object (What's that?)

Quilt Show Report

How does a quilter meet friends and influence people? There are two time-proven methods. The first way is by giving out free fabric. The second way



(much more economical) is by joining the Quilt Show Committee. Please call me at 914-277-5210 if you would like to join a dynamic group of quilters who put together the best guild show on the East Coast. (If we do say so ourselves!) New guild members are most definitely included in this invitation.

Hospice of Orange in Hudson Valley was chosen to be the Raffle Recipient. This year's quilt is particularly beautiful, so I'm sure we'll have no trouble selling many tickets.

Now that the cold weather has set in, it's the perfect time to think about creating a 12-1/2" block of May flowers for our Block Contest. If only 10% of our members submitted blocks, we'd have a display of over 30 blocks. Wouldn't that be great?

The Show Committee has decided to raise the admission fee from \$5 to \$6. Since most quilt shows charge separately for lectures, \$6 is still a bargain price.

I'm looking forward to lots of fun times with the other show committee members in the cold winter months ahead . . . and I hope to see many of you at the December meeting!

Nancy Mirman
VP, Quilt Show

Comfort Quilts

If you have had a kit from us at home for a long time, and life has been (and still is) too hectic to put the quilt together — please **DO NOT FEEL GUILTY!** Give it back to the Comfort Quilt Committee if it eases a difficult, crowded time for you; we've all had those kinds of times. Comfort Quilts should make you happy, not guilty.

When you need a batt for a completed top, please call Pat Baker at (914)279-8840 at least **five days** before the next meeting with the size of your top and one will be brought to that meeting.

Yes, the Comfort Quilt Committee will meet on December 18th for a day of peaceful sewing — a welcome relief from the holiday rush. But note that January sessions are on the second and fourth Thursdays, January 8th and January 22nd.

See the NSQG Calendar on page one of this newsletter for a complete list of Comfort Quilt dates.

Pat Baker
914-279-8840
Comfort Quilts Chair

Ravelings

Planning a wall hanging with borders? It is well worth your time to pre-plan cutting your fabric so that the border is on the lengthwise grain. There is the least stretch in the length of any fabric, and over time, hanging on a wall, this grain will hold its shape best. Keep this in mind when you store fabric pieces, perhaps with a mark on the back, so that you can always identify which way is the length of the fabric.

Anonymous

Announcing . . . Super Saturday!!

Mark this day on your calendar, and plan to learn. NSQG's Super Saturday will be held this year on March 14th, at the Katonah Presbyterian Church.

For those of you new to our guild, Super Saturday is a special day that the guild sets aside for classes (some full-day and some half-day) taught by our own talented guild members. All members are eligible to sign up for this great day of fun, feasting (oh, yes, there's food!) and learning. I thought you should know so you won't be caught with your calendar all booked up. This year, as usual, there'll be a tempting variety of class offerings for all different skill levels. Look for class descriptions and registration details in the January edition of *On Point!*

Registration will be held at our January meeting where you can drool over the class samples.

Carol Alt
Super Saturday Coordinator
914-245-2697

Oops!

In the Treasurer's Report which appeared in the November issue of *On Point!*, the line reading "Membership Dues" should have been printed as follows:

166 + 1@ \$30 \$5,840.00

The editor sincerely apologizes for her typo!

Editor

Membership

It certainly was great seeing so many fellow quilters at the November meeting to see Michael James! We had 218 people in attendance, including 18 guests. That's quite a turnout! For all the years I've been a member, this was definitely one of the largest turnouts that I remember. I hope you all enjoyed Michael James's lecture as much as I did. I've had the privilege of seeing a great many of his quilts over the years. His precision piecing, workmanship and creativity really leaves me in awe of his tremendous talent. Maybe by the time we make as many quilts as he has made, we'll be able to match his abilities. (I don't think I can live that long, personally).

I would like to review a few Membership Policies with you, especially for our new members:

Guest fee is \$5.00. A person may be a guest only once per year.

If a guest joins the following month after attending a meeting as a paid guest, the \$5.00 guest fee will be deducted from the membership fee. Membership fees for new members are reduced to half the full year amount if joining after the January meeting.

Membership lists will be available to all members at the December meeting. Please take one. If you are unable to attend the meeting, they will be available the following months as well. Another one of our Membership Policies is:

Membership lists are provided for the convenience of members conducting NSQG business only, and for personal social interchange. The list may not be used for sales or solicitation purposes or given to any organization for their use or reference.

We've been fortunate to have so many new members this year, and we're glad to be able to share the love of quilting with you all.

There is something we would like to do for our new members. We would like our new members to feel welcome, to have a thorough understanding of how our guild works, and be able to participate in all that we offer.

In order to accomplish this, we need some of our members to come forward and act as a sponsor for a few meetings. Introduce new members to your friends. Invite them to sit with you and your friends. Explain what's going on during the business part of the meeting. Show them how to sign up for workshops, sign up to make comfort quilt, take out library books, etc., etc.,

There's so much for new members to learn! Let's make them a major part of our family. I would like volunteers who would be willing to help out in this respect to call me and say "I'd like to help".

I'd also like the new members that have already joined this year, come to the membership table and say "I'd like a buddy to explain and show me the workings of the guild".

Welcome our new members!

Michelle Fiorito, Ossining, NY
Eda Steinman, Harriman, NY
Marianne Gaffey, Brookfield, CT
Georgia Heller, Stamford, CT
Cynthia Henke, Brewster, NY
Barbara Howard, Waterbury, CT
Virginia Lefferdink, Norwalk, CT
Kim Silva-Lepe, Yorktown Hgts., NY
Elizabeth Reed, Ridgefield, CT
Elizabeth "Bets" Weimer, Pound Ridge

Pat Bartimoccia

VP Membership
914 628-6820

Fax: 914 628-2624
Pattybart@aol.com

Library News

With great appreciation, I am very pleased to announce the arrival of another new book from *That Patchwork Place*. The most recent addition is: *Your First Quilt Book (Or it should be!)* by Carol Doak. If you need to brush up on basics or start at "ground zero" this is the resource for you. Carol introduces all tools, supplies and techniques you need to create simple patchwork quilts using step-by-step illustrations, friendly conversational style, with a dose of humor, to keep the learning fun and easy.

Many thanks also go to guild members for donating the following:

Jeannie Hering Campbell: *Tote-All*
 Micki Tedeschi: *The State of the Art Quilt, Perennial Patchwork*
 JoAnn Turrin: *AQS 1990 Quilt Show Contest Video, Textile Designs by S. Meller & J. Elffers*

Thank you for your generosity and desire to share with others.

The Guild's new purchases, for your use and enjoyment, are:

Above and Beyond Basics,
 Karen Kay Buckley

Nature Design & Silk Ribbons,
 Cathy Grafton

Michael James Studio Quilts,
 P Harris & D Lyon & P Malarcher

Beyond the Horizon,
 Valerie Hearder

Fabric Postcards,
 Judi Warren

For new members: Our library of nearly 400 books on all aspects of quilting is available for use by all members. All you need to do is present your current membership

card to the librarian, and you may take out up to three books for one month. All books are due back the next general meeting. If you have any outstanding books, you may not take any additional books. Lending procedure is available at the library table.

The Delinquent List (a.k.a The Black List)

Ina Helfand:
The Stori Book of Embellishing
 Due April, 1997

Jill Robinson Terry:
Pieced from Ellen's Quilt
 Due June, 1997

Ina and Jill, PLEASE remember to bring the books to the December meeting — or bring a check so that the books can be replaced.

The following books were due in October:

- Marie Rohrman
Blockbuster Quilts
- Susan B. Arnold
Quilts to Wear & Wrapped in Fabrique
- Terri Udolf
Patchwork Basics, Celebrate With Little Quilts & Hidden Images — Unique Quilts
- Anita Veccia
The Olympic Games Quilts

Many books have reservation lists, which means it is very important to return books on time. If you are not able to attend a meeting, it is your responsibility to return the book in another way; perhaps via a friend or mail in a bubble envelope to me.

Thank you again to *That Patchwork Place* and I'll see you in December!

Linda Love
 NSQG Librarian

Treasurer's Report For the Period 10/21/97 -11/18/97

TOTAL GUILD
 OPENING BALANCE \$31,866.25

Checking Opening Balance 11,025.63

INCOME

| | |
|------------------------------|-------------------|
| Membership Dues | 875.00 |
| Guest Fees | 50.00 |
| Raffle Table November | 270.00 |
| Workshop (Susan Turbak) | 480.00 |
| Boutique | 3,499.23 |
| Comfort Quilt Super Saturday | 100.00 |
| Comfort Quilt October Raffle | 101.00 |
| TOTAL INCOME | \$5,375.23 |

EXPENSES

| | |
|-------------------------|-------------------|
| Workshop | |
| Speaker Fee (S. Turbak) | 300.00 |
| Speaker Fee (M. James) | 1,590.00 |
| Hall Rental (M. James) | 450.00 |
| Program | |
| Speaker Fee (M. James) | 600.00 |
| Speaker Expenses (MJ) | 155.00 |
| Book | 45.00 |
| Newsletter | |
| Printing (2 months) | 441.87 |
| Postage (3 months) | 341.33 |
| Membership Dues | |
| Overpayment (2 x \$20) | 40.00 |
| Boutique Opening Drawer | 250.00 |
| Boutique Vendors | 2,762.01 |
| Comfort Quilts | 48.75 |
| Guild Insurance Premium | 607.00 |
| TOTAL EXPENSES | \$7,630.96 |

Checking Closing Balance \$8,769.90

Savings Opening Balance \$10,099.38
 Interest Earned 42.28
 Savings Closing Balance \$10,141.66

Show Checking
 Opening Balance \$10,741.24
 Receipts
 Vendor Deposits 1,877.00
 Show Checking
 Closing Balance \$12,618.24

TOTAL GUILD
 CLOSING BALANCE. \$31,529.80

Carol Totilo
 Treasurer

Next time you're on-line . . .
 Check out this great web site!

www.utec.net/bhcs

It has crafts, quilting (with a connection to Jinny Beyer) and tons of embroidery and painting, needlepoint, etc. It's really worth the look-see!

Kathy Sica

1997-1998 NSQG

Board of Directors

President:

Lauran Fowks 914-232-8470

VP Programs:

Marie Pedlow 914-277-3547

Adrienne Yorinks 914-669-9450

VP Membership:

Pat Bartimoccia 914-628-6820

VP Quilt Show:

Nancy Mirman 914-277-5210

Recording Secretary:

Andrea Winter 914-763-5064

Corresponding Secretary:

Cobb Stewart 914-238-8653

Treasurer:

Carol Totilo 914-737-2049

Education:

Meg Mooar 203-921-1123

Library:

Linda Love 914-232-9295

Newsletter:

Elizabeth Rosenberg . 914-962-1452

Special Events:

Dorothy Fiederlein ... 914-628-4241

Boutique:

Susan Miller Henshaw 914-454-1434

Hospitality:

Corinne Moschella ... 914-279-5007

Kathy Miller 914-278-6065

EMBROIDERY IS NOT JUST FOR OLD LADIES

Get in on the ground floor of a new group for stitchers: *Nimble Thimbles*. We're being chartered by the Embroiderers' Guild of America, Inc. Meetings are at 10 a.m. the first Monday of each month at Astoria Federal Savings Bank in Somerstown Shopping Center at Rtes 100 and 202. The 2nd-floor meeting room is spacious, light and perfect for learning new needlework skills.

The next meeting is scheduled for January 5th, 1998.

For information, call Barbara Lerch, 245-3932, or e-mail her at NEEDLEWTC@AOL.COM.

Sondra F. Shapiro

Nimble Thimbles President

Workshops

Arrangements have been finalized for the spring workshops. Charlotte Angotti will be with us in March, and she will be teaching two different one-day classes.

On Monday, March 16th, she will teach "*Still Crazy*". Charlotte offers kits for this machine sewing class based on her lecture. Each kit costs \$25, the purchase of which is optional.

Tuesday, she will teach a mystery quilt called "*Surprise Package*". The kit, which is *required* for this class, costs \$70, and includes all the fabric you'll need to complete a twin size quilt — and it's already washed, pressed and cut!! I've seen some of the tops completed by quilters who've taken this class, and they are gorgeous! Charlotte selects some really beautiful fabric for her kits. All are new and unusual — no cheap, run-of-the-mill stuff!

In April, we'll have a workshop by Jane Sassamen. She will be teaching a two-day design and sewing class entitled "*Garden Quilts*" on April 20th and 21st.

To register for these workshops, send a SASE and a check for \$30 (\$60 for a two-day class) to Karen Eckmeier, PO Box 139, Bedford, NY 10506. I need monitors for the March classes.

Write "SUPER SATURDAY" on your calendar for March 14th! Carol Alt has arranged a smorgasbord of talented guild members to teach half-day and full-day workshops at Katonah Presbyterian Church. What a great way to meet new people and learn new skills!

If you need clarification, please check the Education Board at the meetings and feel free to call me at 203-921-1123.

Meg Mooar

Education Chairperson

Block of the
Month Club



The shop for the
traditional quilter.

Quilting Supplies, Fabric, Classes

Maria Tamaoka, Proprietor

5 Old Post Road South
Croton-on-Hudson, NY 10520
(914) 271-1045

Hours:
Monday-Friday 10:00-5:00
Saturday 10:00-3:00

THE CITY QUILTER



157 West 24th Street
212-807-0390
Tuesday - Friday,
11 to 7
Saturday, 10 to 6
Sunday, 11 to 6

Come visit us on your next
trip to Manhattan!

Located between 6th & 7th Avenues,
near the Chelsea shopping district, bus
& subway lines. Adjacent to parking.
Ten blocks from Macy's.

Photo Quilts — Traditional or Shortcut

Recently, I've been hearing lots of talk about making quilts with photos in them. I decided to try it myself and I learned many things during my search for the method that would be right for me.

The first book on this topic that I came across is one by Ami Simms called *Creating Scrapbook Quilts* (Mallery Press, \$14.99). I found, though, that the designs in it were a bit too busy for me. They are great if you really want to use lots and lots of pictures and very little patchwork in the quilt. But I was looking for something that was more of a patchwork quilt with a few photos included.

Then I found the perfect book! It is called *Crazy with Cotton, Piecing Together Memories and Themes* (C&T Publishing, \$21.95) by Diana Leone. It shows how to make crazy quilt-like squares with a central theme pieced into the middle of each square. I think it looks more like an off-center log cabin than a crazy-quilt square. The center can be a photo, or a special fabric that you want to highlight, or a signature square, or anything you can think up.

After having lots of fun experimenting, I decided to follow up on the log cabin style of the squares, and used one fabric for each outer frame, rather than a different fabric for each log. I found that this allows the eye to focus more on the photo in the center. I ended up with a small wall hanging with four 14-inch blocks. In the center of each block is a photo of my two children at different stages of their lives. Now both sets of grandparents want their own, and I'll be making more of these throughout the year.

The photo transfer paper can be purchased many places. I have purchased some from *Keepsake Quilter*. It comes with six letter-size pages for \$14.99. You can also purchase Photos-to-Fabric™ from Ami Simms on the internet at <http://quilt.com/Artists/AmiSimms/PhotoToFabric.html>. This paper is sold in packs of 6 for \$15.95 or packs of 12 for \$27.95.

The process is simple. Take your photos to a copy shop and have them use a COLOR photocopier (even if the photos are black and white) to copy the pictures onto the transfer paper. Ask them to use mirror image if you want the photos to be facing the same way as the original. This is especially important if there are numbers or letters in the photos, as they will come out backwards if you don't use mirror image for the photocopy. Then, cut the pictures apart and press them with a hot iron on to tightly woven fabric. I used muslin for my wall hanging, but have since discovered that a tight white cotton makes a crisper image. All of the packages of transfer paper come with complete instructions.

A friend saw my wallhanging and fell in love with it. I wanted to make her a single block with her children's picture. I discovered that Ami Simms sells photo quilt block kits that are easy, beautiful and not sewn! (\$11.99) Each kit comes with:

- a foam core base in which the quilt pattern has already been laser cut
- Two sheets of Photos-To-Fabric
- transfer paper
- fabric on which to iron your transfer
- A template to size your photo
- Complete directions

You simply push the fabric into the laser cut slits and voilà! The results are beautiful, and the best part is that you can pull out the fabric and replace it whenever you want to. There are five different patterns. View them all and order at <http://quilt.com/Artists/AmiSimms/PhotoQuiltBlocks.html>. You can also contact Ami through her publisher, Mallery Press, 4206 Sherton Drive, Flint, MI 48532, 800-A-STITCH, or reach her via e-mail: AmiSimms@aol.com.

Whatever method you choose, making a photo quilt is fun, creative, and a real keepsake for the family.

Harriet Bertsche
Contributing Editor

The Country Quilter

344 Route 100
Somers, NY 10589
(914) 277-4820
Claire Oehler, Proprietor



Fabric - Books - Patterns - Notions - Gifts

Quilting Classes

Hours: Mondays - Saturdays 9:30 am - 5:30 pm
Thursdays until 9 pm
(open NSQG meeting nights until 7 pm)

It Rained... It Poured...

... and we still had a wonderful time at the Holiday Boutique. I hope those who wanted to were able to visit us at the Presbyterian Church in Bedford, NY on Saturday, November 1, 1997. I know the weather wasn't the greatest, but we had a lot of fun.

In case you missed it, I thought I would let you know — it was fabulous! Unlike the show boutique in May, the Holiday Boutique is quite different. It has a holiday theme and the festivity warms the soul. There were so many beautiful handmade items from all of our talented quilt vendors who joined in the fun this year. And the quilts — they were displayed up and down the tables, on benches, on quilt racks and wall displays. Oh, I couldn't believe how many quilts there were! The large tree was filled with ornaments and the Holiday Spirit filled the air. Much thanks go to the elves who helped volunteer which kept everything running smoothly.

Despite the foul weather, sales totaled a little under \$3,500. The Guild made ten percent of the sales which covered our expenses and there were some leftover moneys which will go towards supplies for future boutiques. I really am hoping you will come join in the fun at our next Boutique — either as a seller, buyer or browser. You don't want to miss it!

Happy Holidays to all, and to all a good night!

Susan Miller Henshaw
Boutique Chairperson

P.S. If you may have worn the elf attire home that day, we do ask that it be returned when you come in at the next meeting. Thanks!

On Points of Interest

The following is a partial listing of contests and shows that might be of interest to our members. Events are listed as accurately as possible, but we strongly recommend that you call or write ahead. These listings do not infer endorsement by NSQG.

Contests to Enter

Mid-Atlantic Quilt Festival. The theme this year is "Lifelines." Deadline is 1/15/98. Info: MAQF, c/o David M. & Peter J. Mancuso, Inc., PO Box 667, New Hope, PA 18938.

Quilt Shows

February 13-15, 1998

The Love Apple Quilters present "Expressions of Love" Quilt Show and Mini-Convention at the Radisson, (formerly the Clarion) Rte. 73, Mt. Laurel, NJ. For info: Michelle Zborzek, 14 California Ave., Clementon, NJ 08021, 609-566-1998.

March 7-8, 1998

Garden Patch Quilters present "Quilts in the Village" Wheaton Village, 1501 Glasstown Road, Millville, N.J. For info: Nancy Ivey 27 Caloris Ave. Millville, N.J. 08332

Get-Aways

Escape '98 With the Moorestown Area Quilters

Ask a family member for a gift certificate for four days of quilting and instruction. The Escape will take place at the Star Lake Conference Center, Bloomingdale, NJ from November 5-8, 1998. The cost is \$300 per person. The price includes 3 nights lodging, meals, 2 workshops (one 9-hour and one 6-hour) with your choice of 8 teachers. For info: Send SASE to Ana Jungclause, 28 Woodlane Dr., Moorestown, NJ 08057 (609)722-7521.

Seminars/Exhibits, Museums, etc.

December 11th-31st, (1-3 pm)

Quilt Exhibit on Ovarian Cancer at the Beth Israel Medical Center, 14th Street and 4th Ave., New York, New York. The exhibit represents two ongoing guild projects on ovarian cancer. One is a series of yo-yo panels in memory of a member of the Empire Quilt Guild, Arlene Kronenberg, who died July 1996 of ovarian cancer. Each yo-yo in the panel represents the name of woman who has or has had ovarian cancer. The second project is a series of blocks and healing hands contributed by survivors, family and friends of women who have had ovarian cancer. Both of these projects aim to bring awareness of ovarian cancer and its symptoms to everyone. For info: Diane Paul of the Empire State Quilters, 718-625-6449.

February 3 - April 11

Quilted Portraits at the New England Quilt Museum, Lowell, Mass. Five contemporary quilters use printed fabric and thread as a painter would use oil and canvas explore a range of human emotions with their portrait images. For info: (978)452-4207.

Something Different

November 23-December 24, 1997

Festival of Crafts at the Pelham Art Center, 155 Fifth Ave., Pelham, NY. Hands-on events, workshops for adults & children, gift shop. For info: (914)738-2525.

BERNINA
AUTHORIZED DEALER

GINNY MURPHY
TEL: 203-743-0543
FAX: 203-797-0936



**THE
QUILT
SHOP**

16 PADANARAM RD.-RT. 37
DANBURY, CT 06811

FABRIC
CLASSES, SUPPLIES



5 Front Street
Bethel, CT 06801
(203) 744-3118

J. H. Homestead

Quilts
Classes
Repair
Supplies

Janet Hochsprung, Owner



Quilt Basket

Quilt • Bear • Doll
Classes • Fabrics • Supplies

(914) 227-7606

1136 Route 376
Wappinger Falls, NY 12590

✂ Sue's Fabric World ✂

609 Route 6
Mahopac, NY 10541
(914) 628 8338

Every day is a sale day at Sue's!

Starting 8/15/97 all of our fabrics
will be 25% off of regular retail prices
Please call for directions and store hours

A quilt is not a quilt ... until it's quilted!



Help for basting and/or customized machine quilting
is only a phone call away!

Caroline Kearney

914-232-7761

Important Notice to All Quilters

If you are interested in making some extra money, I have the name and number of an interested couple who is willing to pay a "talented quilter" for her services. A gentleman approached me at the Holiday Boutique, and inquired about commissioning someone to make two identical twin-size quilts for their home. The couple live in Bedford, New York, and would like to meet with the quilter to discuss color, pattern and prices. If you (or a group of you) are interested, please contact me a.s.a.p.

Susan Miller Henshaw
(914)454-1432

Make a Block for our Contest!

The theme for this year's block contest is "April Showers Bring May Flowers". The block should measure an accurate 12-1/2" square, including seam allowances. Do not bind or finish the edges! Use 100% cotton fabrics. The background must be white.

Finalist blocks will be assembled in a quilt top, which will be awarded to one of the finalists. All block entries will be exhibited at the show if space permits, and non-finalist blocks will be grouped into several packets and awarded in a random drawing from among all entrants. The deadline for submitting your entry is March 1!

Ann Fitzell
(914)962-3132

Wanted: Elf Help for Grab-Bag Gifts!!

At our December meeting we will be collecting and distributing Grab Bag Gifts to those members who wish to participate. (See Luran's "President's Message" for gift details.) If you would like to lend a helping hand and get into the Holiday Spirit, come to the membership table at our December meeting. Ask anyone there for a "hat and collar". You will be called upon as "Elf Help" to help with the gifts.

P.S. Please remember to return the "elf attire" after all the gifts have been distributed!

Announcing... The NSQG 1997/1998 Challenge!

Our theme this year will be: *The Four Elements: Earth, Air, Fire and Water*


The Rules are:

- You must chose 1, 2, 3 or 4 of the "elements" for your quilt's theme.
- You must choose one of the two blocks for each element. For each element chosen, you must use at least one of the appropriately themed blocks. Interpret the block in any way you choose — either traditionally or creatively.
- The perimeter must not exceed 144" and there is no minimum (so all you mini-quilters can join the fun!)
- There is no fabric requirement — *except* — please use colors and images appropriate for your theme.


The usual Challenge Policies are also in effect:

- Keep your challenge project a secret.
- Your project must be a finished quilt (three layers quilted together by hand or machine)
- We must be able to hang your quilts on a wall.
- The deadline will be one week before the February meeting. Drop off points will be announced in January.
- All entries will hang together in a Challenge display at the World of Quilts Show in May 1998. You may enter your challenge quilt to be judged in the 1999 show, but not in the 1998 judging.

Earth:



Delectable Mountains




Flagstones

Water:




Water Wheel




Storm at Sea

Air:




Air Castle




Flying Geese

Fire:



Shooting Star



Streak-o-Lightning

The Challenge Committee:

| | | |
|-------------------------------|-------|--------------|
| <i>Angela Kamen, Co-Chair</i> | | 914-666-0241 |
| <i>Jeri Riggs, Co-Chair</i> | | 914-478-7646 |
| <i>Susie Anderson</i> | | 203-629-5973 |
| <i>Pauline Joseph</i> | | 914-628-2350 |
| <i>Elizabeth Rosenberg</i> | | 914-962-1452 |

President's Message

We had an enormous crowd at the November meeting, didn't we? 218 in attendance must be a record! It was a pleasure to learn first-hand Michael James's experiences as a quilt artist. If you were one of the lucky ones able to take his workshop, please bring your project to Show & Tell so the rest of us can admire.

Thanks to all who offered comments on our experimental meeting changes. It was lots of fun to find the Suggestion Box packed full of your little notes — keep it up! You were overwhelmingly in favor of continuing to hold our program/guest speaker first,

before the business meeting; however, most of you preferred to have Show & Tell in the auditorium. We shall be following your recommendations for the rest of the year, with Show & Tell and the Program held first in the auditorium, followed by the business after the break.

Now that we all have Thanksgiving (literally) under our belts, are we ready to tackle the winter holidays? Let's start the (snow)ball rolling with NSQG's holiday meeting on December 16th! Our Programs Chairpeople have a great program planned for us, with Karen Kay Buckley!

Remember to bring your favorite cookies to share, and a wrapped quilt-related \$5 Grab Bag gift. Hopefully we won't have to worry about snow, but just in case of inclement weather, meeting cancellations will be announced on WHUD (100.7 FM) and WVIP (106.3 FM). Also, if Somers schools are closed the day of our meeting because of snow, then our meeting will also be canceled. Looking forward to seeing you in December!

Lauran Fowks
President, NSQG

**The Northern Star Quilters' Guild
P.O. Box 232
Somers, New York 10589**

FIRST CLASS MAIL