

On Point!

A Publication of the Northern Star Quilters' Guild
Somers, New York
December 2000

Volume 19, Number 4

A Message From the President

I hope you all had a Happy Thanksgiving, enjoying family, friends and abundant food. We were certainly fortunate to have had Caryl Bryer Fallert as our November speaker. I can't believe she zoomed through four trays of slides! I didn't nod off once and the auditorium was still full when the lights went back on! Her workshops were stuffed full of wonderful ideas and techniques. Thank you to Kathy Vanacoro and Liz Doyle for their hard work organizing her stay with us. You have no idea of the behind the scenes work involved in setting up Caryl's schedule.

Ornament Saturday was a great success, visiting with "new" and "old" members for a day of sharing and giving to others. Thank you to Kate Creedon, Joanne Lovitz and their "teacher elves"!

Congratulations to "The Alzheimer's Association." They will be the recipient of the 2001 Quilt proceeds! As many of us "Baby Boomers" quickly approach those "golden, forgetful" years we may be in need of their services! I know we will all do our best to support this worthy organization. There is still much work to be done quilting our beautiful quilt designed by Betty Edwards. Please volunteer to be a host or spend some time quilting it.

I look forward to seeing you at the December meeting. Don't forget to bring a Holiday treat and a "Winter Wonderland" grab bag gift.

Happy Hanukah, Merry Christmas and a Piecefull New Year!

Linda von Ahn

And soon we will have snow....

What if there is snow the night of a General Meeting?

Please always use your best judgment about nighttime winter driving to guide your decision about coming to a NSQG meeting. But if you are undecided the rule is: "If the Somers schools are closed, because of snow, there will be no meeting."



Closings are announced on radio stations WHUD or WVIP and in CT, station WINE. Should the weather become questionable later in the day, I will call the stations with a NSQG cancellation notice. You can also call any Board Member for


cancellation information.

Fabric Exchange

December

Blue, Blue, Blue Suede Shoes....

General Meeting
Tuesday
December 19, 2000
JFK High School
Somers, New York
7 pm



Inside...

Officers/Chairpersons	2
Hospitality	2
Programs	3
Ornament Saturday	3
Holiday Boutique	3
Winter Wonderland Exchange	3
Houston/Lancaster Trips	4
Quilt Show Meeting List	4
RQ02 Quilt Update	4
Education	5
Raffle Quilt 2001	5
Library News	6
January Book Sale	6
Quilt Show Committee List	6
Membership	7
The Challenge	7
Area Shows	7
Block of the Month	8
Quilt Show Job Overview	9
Road to...	10
Round Robin	11
Comfort Quilts	11
Special Sightings	11
Treasurer's Report	11
A Home Can't Have Enough	11
Surface Design Challenge	12

2000-2001 Officers and Chairpersons

President	Linda von Ahn* (914) 628-5380**
Vice President(s) Programs	Kathy Vanacoro* (914) 225-0047 Joan Weth* (914) 277-3585
Equipment Assistant	Leslie Forrest (914) 225-9444
Raffle Coordinator	Dorothy Scalice (860) 355-3522 Janice Nastasi (914) 279-8381
Vice President, Membership	Sonny Rieber* (914) 723-9344
Vice President Quilt Show	Marie Sugar* (914) 277-4266
Recording Secretary	Georgia Heller* (203) 358-0333
Corresponding Secretary	Dorothy Fiederlein* (845) 278-1881
Treasurer	Lauren Fowks* (914) 232-8470
Education	Liz Doyle* 914-232-3040
Fabric Exchange	Karen Carlson (914) 762-5382
Ornament Saturday	Joanne Lovitz (914) 232-3043
Super Saturday	Cobb Stewart (914) 238-8653 Eleanor Hibben (914) 962-3983
Library	Susan Chapman* (203) 778-0194
Hospitality	Christine Ruggieri (914) 277-7153 Carol Auer 845-225-1780
Special Events	Elaine Skorka* (914) 723-6845
Newsletter	Carrie Vollrath* (914) 592-5352
Boutique	Janette Loughlin* (914) 762-6953
Challenge	Suzanne Sunday (914) 234-6810 Jeri Riggs (914) 478-7646 Jennifer Ceisler (914) 232-1146
Comfort Quilts	Pat Baker (914) 279-8840**
Bulletin Board & Quilt Layering	Ina Helfand (914) 245-3173
Raffle Quilt 2001	Betty Edwards (914) 736-0516

*Executive Board Members

**Area Code will be 845 soon so make a note.

On Point! is published monthly except for a combined July/August issue. Subscription to the newsletter is included in the annual \$35 membership fee.

Newsletter Staff

Editor: Carrie Vollrath
Special Events Editor: Nancy Hantman
Editorial Assistant: Dana Fuller

Monthly meetings are held the third Tuesday of each month, September through June, at John F. Kennedy High School, Route 138, Somers, New York at 7.

Articles must be submitted to the newsletter Editor (generally one week) after the general meeting and may be submitted by postal mail, e-mail or fax. e-mail *attachments* cannot be accepted. **Please include your text in the body of the e-mail message.**

The deadline for articles appearing in the January issue is December 28. Send articles and information to:

Carrie Vollrath, *On Point!* Editor
1414 Old Country Road
Elmsford, NY 10523
Phone: (914) 592 5352
Fax: (914) 592 1931
E-mail: caristar@concentric.net

Hospitality—Everyone Brings a Little Bit

Happy holidays to all from the Hospitality committee, and thanks you to those whose last names begin with D, E and F for the goodies they brought to share last month. Everything was delicious.


For our December meeting, we are asking that all guild members bring in some holiday cookies or treats to share. You don't need to bring too much, six or eight treats from each member will be enough to make a wonderful assortment to choose from. As always, coffee, tea and hot chocolate will be provided. Although we always have cups available, please remember to bring your mugs.

Thanks Chris and Carol



BERNINA
AUTHORIZED DEALER

FABRIC
CLASSES, SUPPLIES



THE QUILT SHOP

16 PADANARAM RD. RT. 37
DANBURY, CT 06811
EMAIL: wamquilt@aol.com

GINNY MURPHY
TEL: 203-743-0543
Fax: 203-797-0936

Programs

Hope you all enjoyed the wonderful slide show and classes presented to us by Caryl Bryer Fallert last month. Wasn't she fabulous?

This month we are going to enjoy a demonstration and lecture from Helen Squire who will be bringing many quilts with her to share with us. For those of you who don't know Helen, she is a professional designer who has dedicated over 25 years to quilts, as a teacher, lecturer, columnist and author. Best known for her five books in the *Dear Helen* series of quilting designs, Helen has bridged the centuries by learning to adapt her traditional designs for machine quilts, especially for longarms.

The title of her lecture is "Quilt Appreciation" and it is a lecture/demonstration for all levels of quilters that helps explain the quilting decision: design and pattern choices, methods of marking, how to quilt in flowing lines, etc. Real quilts (*no slides this month ladies!*) are analyzed for a better understanding of what works in quilting...as well as what doesn't.

This should appeal to both new and seasoned quilters. Hope to see you all there.

Kathy Vanacoro

Ornament Saturday

Ornament Saturday was a big success and 84 ornaments and a lovely tree skirt were made and donated to Putnam Hospital. Jane Davila created an incredible tree topper and a group of comfort quilters lead by Karen Carlson contributed a gorgeous quilt. All the handmade treasures were auctioned off at Putnam Hospital's Holiday Ball. Proceeds will go towards the hospital's building fund. Heartfelt thanks go out to all the guild members who participated, Grace Zipprich who handled the day's hospitality, and especially to our teachers, Carrie Vollrath, Joyce Sullivan, Linda Ostrander, Pat Baker, Marie Rohrman and Linda Von Ahn, who cheerfully and skillfully donated their time and talents.

Joanne Lovitz and Kate Creedon

Holiday Boutique

Thank you to all the vendors who participated in this year's Holiday Boutique. Your items were lovely, and the room did look very festive. Total sales were about \$3,600. A big THANK YOU to those of you who volunteered your time, without you, we could not hold this guild event. And, the people who stayed all day and pitched in to help are much appreciated.

St. Mark's Church in Mt. Kisco was a new place for us. Their great hall gave us lots of space and they were most cooperative to deal with. If anyone has any suggestions or comments, please let me know. One good suggestion has come about; we should put on our advertising and signs that there is not an admission charge. Another suggestion was to put driving directions on our flyer. I think it will look crowded, but that is for the next chairman to pursue. It was a fun day, we have great members in our guild!

Janette Loughlin
Stephanie Santangelo
Judy Rosenberg
Liz Stern

PINWHEELS



*Fabric
Fine Ware
and Folderol*

•
Maria Tamaoka
•

416 ALBANY POST ROAD
CROTON-ON-HUDSON
NEW YORK 10520

•
914-271-1045
www.pinwheels.com

Important Dates

Dec. 19	General Meeting JFK H.S.—7 pm Winter Wonderland Fabric Exchange Everyone brings goodies.
Dec. 28	<i>On Point!</i> articles due No Exec. Board Meeting this month.
Jan. 4	Comfort Quilts
Jan. 16	General Meeting JFK H.S.—7 pm
March 16, 2001	Lancaster Trip
March 31, 2001	Super Saturday

Holiday Winter Wonderland

Only a few more weeks until gift giving time and our Program Chairman has offered us the opportunity to exchange fabric.

At the December General Meeting we will all bring goodies and exchange beautifully wrapped presents. The presents will be 5 fat quarters and the theme is Winter Wonderland.

All fabrics should express something about winter—ice skating, sleds, snow, you get the idea...

You must bring a present to get a present.

Houston

Houston was definitely the place to be. Quilts were outstanding. All prize winning quilters were there to speak to and explain their process. Several people took classes and said they were very pleased that they did. New people from all over the world were met and, oh yes, the Venders. Over 700, so need I say more.

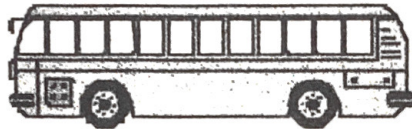
This trip was a success because all our services were on time and congenial. How fortunate for us.

I would like to thank the group for the Block of the Month that I will be receiving. It is for a quilt I have been eyeing for some time.

Lancaster

Just a reminder that Lancaster is March 16, 2001, and I am now receiving names. The best place to reach me is at my e-mail address (esseys@aol.com) or a note to my home address. Next month I will have the price but I believe it will be \$150 like last year.

Elaine Skorka
40 Greendale Road
Scarsdale, NY 10583
esseys@aol.com
914 723-6845



RQ02 Update

At the November meeting, Barbara Hicks & Lynnette Clemens passed out my packet #2 for Raffle Quilt 2002. At each of the next few meetings, additional packets of new mystery fabrics and simple block patterns will be distributed, and finished blocks will be collected. The number of kits each month is limited, so don't delay in picking one up. You may participate each month, or only one month. Your assignment is to complete your simple pie blocks and return them to Barbara and Lynnette at the following NSQG meeting. Have FUN—and remember—you will never be given all the facts or all the fat for this mystery quilt project —and THANKS FOR YOUR ENTHUSIASM !!

Barbara Hicks
Phone: 203-329-8075
E-mail: bhicks@archstlaw.com

Lynnette Clemens
203-622-1100, Ext. 330
E-mail: LSCLEM@aol.com

Featherweights For Sale

Four, count 'em, 4 Featherweight machines for sale. Some are black and some are white so prices vary.

Call Julie Long for more information.

914-741-0903

This might just be the perfect gift for your husband to put under the tree.

Quilt Show Committee Meetings

Quilt show meetings will be held at the Astoria Federal Savings Bank at Somerstown Center, Rt. 202 & 100 on the first Tuesday of the month at 7:30 pm.

January 2	7:30	The Bank
February 6	7:30	The Bank
March 6	7:30	The Bank
April 3	7:30	The Bank
May 4		JFK H.S. for Show set up
May 5 & 6		THE SHOW
May 8		Marie's house- Wrap-up meeting
June 5		Combined show committee meeting Marie's house



FYI

Art quilts by Dominic Nash will be exhibited until January 9 at the Landmark at Eastview, 777 Old Saw Mill River Road, Tarrytown. Viewing is by appointment from 9 a.m. to 6 p.m.; call Artworks Fine Art Advisory (203-637-5562) for sales or directions.

Education

Over 50 people participated in the three days of workshops with Caryl Fallert last month. We all had a fabulous time and I look forward to a spectacular show and tell this month.

I know that this is a busy time of year with holiday preparations, however why not take a moment to look at the list of upcoming workshops and treat yourself by signing up for one or more. All classes are still only \$30. A real bargain don't you think?

In January, Judy Irish will be giving 2 classes for us. On Saturday, January 13 she will be doing a modified version of her big Chicken Quilt. She will pick some chickens and create patterns for your use. There will be a small charge for the patterns but it should be a really fun day. On Tuesday, January 16 she will do "The RED Quilt, OR Any Other Color You Want to Make Quilt!" It was featured in Australian Patchwork and Quilting, Volume 6, No. 1. Here's your chance to use up lots of scraps of a single color, 392 3-1/2 inch squares to be exact! Of course if winter weather forces us to cancel, we will reschedule these classes at the earliest possible date!

Here is a quick rundown of the classes for the rest of the year. Call me if you want more details.

March 21 - Meg Moorar - "String Pieced Star"

April 17 - Elizabeth Hendricks - "Bobbin Quilting"

April 18 - Elizabeth Hendricks - "Joys of Couching"

May 7 - Linda Cantrell - "Fantasy Flowers"

May 7 & 8 David Walker - a two-day workshop called "Small Works II". This class will be \$60.

You may register for any or all of these classes at any time. Just send a check and a self-addressed stamped envelope for the supply list. (I will have envelopes and stamps available at meetings for a nominal fee of 35 cents. I will mail the supply lists at about one month in advance). You can sign up at the meetings by simply placing your check in your envelope in the registration box at the education table.

If I don't see you at the meeting, have a safe, healthy, and HAPPY holiday season.

See you at the meeting!

Liz Doyle - 914-232-3040
84 Mustato Road
Katonah, NY 10536
Elizied@AOL.Com

NSGQ 2001 Raffle Quilt

Thank you to all who have signed up to work on hand quilting the 2001 Raffle Quilt. Dates are still available if you are interested in participating and have not yet signed up. Quilting is scheduled on a 2-week rotation. If you have not signed up and live near someone who is on the list below, please contact them to inquire about working on the quilt during the time period that they have it. If you are interested in signing up for one of the available dates, please call me evenings at (914) 736-0516.

Thanks
Betty Edwards

Dates	Name	Address	Phone
10/31-11/14	Carol Auer	5 Sedgewick Dr., Carmel, NY	845-225-1780
11/14-11/28	Carolyn Langevin	1 Robin Woods Lane, S. Salem, NY	914-533-6655
11/28-12/12	Open		
12/12-12/26	Open		
12/26-1/9	Brenda Strauss	54 Sunset Dr., N. Salem, NY	914-277-3884
1/9-1/23	Rene Bracken	206 Centre St., Buchanan, NY	914-737-5508
1/23-2/6	Kelly Lockwood	17 Bronxville Rd., Bronxville, NY	914-779-0876
2/6-2/20	Ann Fitzell	1825 Darby St., Yorktown Hgts., NY	914-962-3132
2/20-3/6	Nancy Pruyne	97 Eastview Dr., Valhalla, NY	914-741-0366
3/6-3/20	Open		

Library News

The library table always seems to be a busy and popular spot at the meetings. I am really in need of people to help out at the table every meeting. Carolyn Young has been so wonderful in helping me out and I really appreciate her help. I need at least two helpers per meeting.

We had two books donated to the library this month:

Travels with Peaky and Spike

Quilts with A View

Here is the current list of ladies that did not return their books:

November


Kathy Nazario 1 book; Marie Sugar 1 book;
Chris Ruggieri 2 books
Linda Schattschneider 2 books; Diana Ossefmann
1 book; Liz Cousins 1 book
Linda Gilles 1 book; Andrea Winter 1 book

October

Ronnie Brown 3 books; Eileen Ford 2 books

Thank you to the two ladies who took the time to mail their books back. Please make sure you return your books in December and if you cannot come to the meeting ask someone to bring the books or mail them to me at 3003 Hancock Drive, Danbury, CT 06811. Remember if you do not return your books you cannot check out books.

Susan Chapman
203-778-0194
susanc@ntplx.net



World of Quilts XXII Committee


Admissions - Grace Zipprich
Block Contest - Maryann Weinberger
Block Contest - Susie Andersen
Brochure/Catalogue - Brenda Strauss
Equipment - Judy Gignesi
Equipment - Bernice Strauber
Hospitality - Kathy Miller
Information Booth - Peggy Baker
Invitationals - Andrea Winters
JFK Liaison - Barbara Sfarra
Judging - Margaret Phillips
Judging - Carolyn Salon
Lectures - Mary Scott
Mailings - Barbara Powers
Silent Auction - Alice Garrard
Photography - Sondra Shapiro
Publicity - Elaine Shils
Quilt Hanging - Nancy Mirman
Quilt Registrar - Elizabeth Kaftan
Quilt Monitor - Chris Roche
Raffle Quilt 01 - Betty Edwards
Raffle Quilt 02 - Barbara Hicks
Raffle Quilt 02 - Lynnette Clemmons
Raffle Tickets - Lynn Chernuchin
Show Assistant - Anne Marie Ramirez
Show Pins - Jackie Stewart
Signs/indoor - Jackie Fowler
Signs /outdoor - Could be you? Any volunteers?
Treasurer - Judi Davis
Vendors - Linda Love
Volunteers - Judy Jones
Works in Progress - Kathy Nazario
Works in Progress - Alice Dokken

January Book Sale!!!


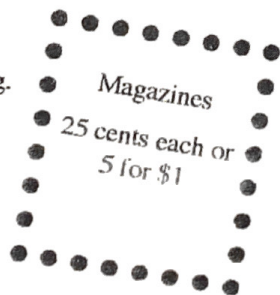
Bring in your old quilt books and magazines.

Magazines will be 25 cents or 5 for a \$1.

Proceeds from the sale will benefit the library for the purchase of new books/magazines. Please make sure you pick up any books/magazines that are left at the end of the meeting. Anything left behind will be discarded.



Helpers are need to work the booksale table. Please sign up at the library table at the December meeting.



THE CITY QUILTER®

Special Offer

Visit us on your next trip to Manhattan!
fabric • books • notions • gifts

Bring this ad for a one-time 10% discount *

157 West 24th St.
212-807-0390
info@cityquilter.com

Tues to Fri 11 to 7
Saturday, 10 to 6
Sunday, 11 to 5

* Offer only valid in 2000, and does not apply to classes, Berninas, & sale items

Membership

If you have not renewed your membership dues, this is the time to do it. Please make sure that you pick up your membership kits when you sign in, if you have not already done so. If the new membership cards are not in for the December meeting (but I think I will have them) you will surely get them at the January meeting. Sorry for the delay, but when you try something new, there are always glitches.

Sonny Rieber
Membership V.P.

Membership List Updates

Additions/Renewing Members

Ronnie Brown
11 Potters Ridge
Newburgh, NY 12550

Mary Raftery
970 Hope St. Unit 1F
Stamford, CT 06907

Kathy Cuomo
13 Clover Road
Valhalla, NY 10595
914-428-4446

Marie Pedlow
22 Lake Drive
Somers, NY 10589
914-277-3547
e-mail: mrie@westnet.com

Mary Rossetti
2836 Sarles Dr.
Yorktown Hgts, NY 10598

Susan Schrott
21 Fot Den Rd.
Mt. Kisco, NY 10549

Nina Primer
25 Hickory Lane
Bedford, NY 10506

Mary Eddy
2 Currituck Rd.
Newtown, CT 06470

Marina Lugay
31 Hatfield Rd.
Mahopac, NY 10541

Patricia Bobletz
41 Lakeview Rd.
South Salem, NY 10590
914-763-5113

Anna Takeda
5 Cooney Hill Rd.
Armonk, NY 10504
914 273-6308
e-mail: annatakeda@hotmail.com

Emily Klainberg
39 Great Jones St.
New York, NY 10012
212-254-7942
e-mail: emysue@mindspring.com

Beth Stephens
125 Edgemont Rd.
Scarsdale, NY 10583
914 723-6829

Changes

X JoAnne Finnigan
12387 Marcel Lake Estates
Dingmans Ferry, PA 18328
570-828-8864
e-mail: jfinnigan@noln.com

X Cynthia Henke
19 surrey Dr.
Brookfield, CT 06804

Corrections

X Marie Concher
e-mail address should be:
runningstch07@aol.com

X Mary Scott
e-mail should be: Quilt-
angel@Juno.com
(the hyphen was left out)

X Tamar Drucker
111 So. Highland Ave., Apt. 4D
Ossining, NY 10562

Attention Challenge Participants...

Hopefully, your challenge quilt is progressing successfully as we near the February meeting when we display them and vote. There are two IMPORTANT deadlines before the February meeting. By the December guild meeting, everyone who wishes to have their quilt in the invitational display at the Lancaster Quilt Show in March must record their name, the name of the quilt and the approximate size of the quilt. We will have sheets to record this at the meeting or you can contact any member of the Challenge Committee and give them the information. Additionally, all quilts that will be displayed in Lancaster must have a 4-inch sleeve for hanging. You can hand in your quilt during the January guild meeting or the drop off time in early February. Details concerning the February drop-off will be available at the January meeting and in the January newsletter.

Challenge Committee
Suzanne Sunday, Chair
ssunday@bestweb.net

Jeri Riggs
jeririggs@msn.com

Jennifer Ceisler
lambteam@aol.com

Janice Nastasi
mjjrnastasi@msn.com

Area Shows

The Pelham Art Center Festival of Crafts 2000

November 10 to December 24
Tuesday through Friday 10 am-5 pm
Saturday 10 am-4 pm

The Mamaroneck Artists' Guild Gift of Art and Boutique

November 22 to December 23
Tuesday through Saturday. 12 to 5 pm
Sunday 12/10 & 12/17: 12-4 pm

DECEMBER - BLOCK-of-the-MONTH

"Triple-dip Ice Cream Cone"

You may use hand or machine applique to make this block. If Wonder-under is used the edges must also be machine finished.

CUTTING INSTRUCTIONS

Cut a background piece 13"x19". (Using the same fabric as quilt background will make the cone appear to "float" alone.)

Choose fabrics to look like a cone and 3 flavors of ice cream with enough contrast for each to show well. #4 & #5 pieces are the same flavor.

| CONE



4

ADD SEAM ALLOWANCES if your applique method requires them.

Cut one of each piece #1 through #5.

5

ASSEMBLY INSTRUCTIONS

Assemble pieces on background by making a center fold down cone and background for alignment. Then place ice creams above cone starting with #2. Each new flavor should overlap the one below slightly - - - (top seam allowance on #2 extends under turned bottom edge of #3, etc.) However, the bottom seam allowance on #4 goes *under* #5.

3

When applique is complete trim background to measure 12 1/2"x18 1/2".

2

Dear Guild Members,

There are only four short months until the World of Quilts XXII and it is time to start thinking about how you can help. Many new members may not realize what an enormous undertaking the show is. There are over 400 manpower hours (AKA quilter hours) needed during the show to make the World of Quilts XXII run smoothly. If each of our 300 plus members worked just two hours we would be in great shape. Many of the jobs are simple but they are all interesting. The following is a brief description of each job on the Volunteer Chart to help you decide which jobs you would like to do.

Judging of the Quilts takes place the Wednesday prior to the show at the Lincoln Dale Clubhouse. Professional judges judge the quilts while volunteers hold and fold the quilts and write down the judge's comments. (This is a very educational job.) Volunteers must be able to scribe as well as hold and fold. You get to be up front and personnel with the quilts.

Boutique: Guild members may sell handmade items at our show for the small fee of volunteering any two hours at the show. Volunteers are needed to set up on Friday evening and sell items on both days.

Quilt frame set up is so organized that even kids can help. So quilters have no trouble putting those pieces together. This is a very important job. The quilts cannot go up until the frames are framed. It's a wonderful way to introduce your husband and teens to the "World of Quilts."

Quilt hangers: The quilt acquisition committee needs help climbing ladders and hanging first the muslin—then the quilts. You get to touch without anyone scolding.

Pot Luck Supper: After several hours of work, everyone is hungry. Joan Weth organizes a great potluck supper. This section on the chart is for the crew to set up, serve, and clean up the feast. This is **NOT** to volunteer to bring food. Joan will have a sign up sheet at a future meeting.

Information Booth: In the center of the lobby is our information booth. Mostly people ask important questions such as, "Where is the bathroom?" or "Where are the quilts?" (You get to sit down for this job.)

Admissions: We have two admission entrances and need several volunteers there at all times. Volunteers collect money, stamp hands, hand out programs and talk. (You also get to sit down and it's lots of fun meeting all the people coming in.)

Lecture Monitors: We have three lectures each day. Volunteers are needed to man the entrance doors and to help the lecturers as needed. This is a very popular job since you get to hear a lecture while fulfilling your volunteer time. Therefore, we request that each member not sign up to work at more than one lecture. Of course, you may go to as many lectures as you choose.

Raffle Table: We sell about 5000 raffle tickets for our quilt. Volunteers are needed to sell tickets. Basically, this is a money-collecting job.

May 5 & 6 World of Quilts XXII

Quilts in Progress: This room has quilts in various stages of completion. This job entails sitting in the room, working on your project and answering questions from the public. (You get to do something you love while fulfilling your volunteer time.)

Quilt Watchers: These volunteers are our Show Hostesses. They wear white gloves and can show the quilt backs to interested people. While no experience is necessary, this is an extremely important job. Your job is to keep the quilts from being handled.

Quilt Take Down: Volunteers are needed to take down the quilts in an orderly manner and verify the ownership.

Quilt Frame Take Down: Volunteers are needed to take down the quilts, the muslin, and the frames. (You could be free all weekend to enjoy the show and just work on Sunday evening! Husband, sons and daughters are most welcome.)

NEW for 2001 show

Silent Auction Monitor: You will spend your volunteer time assisting with a silent auction. Every person who places a bid will need to be registered and assigned a number. So, quilters, whether you are an old or a new member, we really need YOUR HELP, and any members of your household as well. Every job is essential to making the show the success it has always been. And it's a bargain — FOR JUST TWO HOURS OF VOLUNTEER TIME, YOU WILL RECEIVE ONE FREE ADMISSION FOR THAT DAY.

This offer is not transferrable. If you work your two hours Wednesday or Friday, you will receive the admission day of your choice. Four hours on one day will also get you a second days pass. What better way to have fun and spend some time with other people who share our love of quilts and quilting.

Thank you,

Judy Jones
Volunteer Chairman



PiecefulAcrePatterns.com

Quilt Patterns on the Internet
JoAnn Brown, Owner
(203) 748-1094 or (203) 791-9814
E-mail: PiecefulA@aol.com

Road to . . .

A comprehensive list compiled by Nancy Hantman

Exhibitions and Shows

- Martinsville, VA: 2nd Biennial Quilt Show, now through December 27, Piedmont Arts Association, 215 Starling Avenue; 540-632-3211; <http://www.PiedmontArts.org>.
- Golden, CO: "ARTFABR!K: Art Quilts from Melody Johnson and Laura Wasilowski," now through December 29, Primedia Gallery, 741 Corporate Circle, Suite A; 303-278-1010.
- New York, NY: Works by the Signature Quilt Artists, now through December 31, Aaron Faber Gallery, 666 Fifth Avenue on 53rd Street; 212-586-8411.
- Newport, RI: "Following the Thread: Contemporary and Historic Rhode Island Quilts," now through December 31, Newport Art Museum, 78 Bellevue Avenue; 401-848-8200; <http://www.newportartmuseum.com>.
- Lowell, MA: Hands All Around XV: International Quilts, now through January 6, New England Quilt Museum, 18 Shattuck Street. Contact: NEQM, 978-452-4207, fax 978-452-5405, <http://www.nequiltmuseum.org>.
- Auburn, NY: "Quilts=Art=Quilts" and "Quilts+Clothing=Art," now through January 7, Schweinfurth Memorial Art Center, 205 Genesee Street; 315-255-1533; smac@relex.com, <http://www.cayuganet.org/smartcenter>.
- San Jose, CA: "Out of Time," now through January 21, San Jose Museum of Quilts and Textiles, 110 Paseo de San Antonio; 408-971-0323; <http://www.sjqmiltmuseum.org>.
- Oceanside, CA: "Yardworks," now through January 28, Oceanside Museum of Art, 704 Pier View Way; 760-721-2787.
- Tucson, AZ: "Our Favorite Things: Fiber and Needle Art from Southern Arizona Guilds & Clubs," now through January 28, Tohono Chul Park, Exhibit Hall, 7366 N Paseo del Norte. Contact: Peggy Hazard, 520-742-6455, exhibits@tohonochulpark.org.
- Lincoln, NE: "Fanciful Flowers: Botany and the American Quilt" (third group), now through January 31, University of Nebraska, Cooper Gallery in Morrill Hall. Contact: International Quilt Study Center, 402-472-6549, cducey@unl.edu, <http://www.iant.unl.edu/tcd/quiltstudy>.
- Bloomington, IN: Indiana Heritage Quilt Show, March 1-3, Bloomington Convention Center. Send \$1.00 to Indiana Heritage Quilt Show, P.O. Box 6751, Dept. QNM, Bloomington, IND 47407-6751; <http://www.IHQS-quiltshow.org>.
- Lancaster, PA: Quilters' Heritage Celebration, March 15-18, Lancaster Host Resort and Conference Center. Send \$1.00 to Quilters' Heritage Celebration, P.O. Box 503 QN, Carlisle, IL 62626; 217-854-9323; fax 217-854-2209; rbarber@accunet.net; <http://www.qhconline.com>.

- Hunter, NY: The Great Catskill Mountain Quilt Show (theme: "Living in the Mountains"), July 14-15, Annual Mountain Culture Festival. Contact: The Catskill Mountain Foundation, Inc., P.O. Box 924, Route 23A, 7967 Main Street, Hunter, NY 12442; 518-263-4908.

Other Events

- New York, NY: "Quilted Constructions: The Spirit of Design" International Contest. Contact: Suzannah Schatt, Contest Coordinator, Museum of American Folk Art, 555 West 57th Street, New York, NY 10019-2925; 212-977-7170; fax 212-977-8134; sschatt@folkartmuseum.org.
- North Haven, CT: WWQP Quilt Block Contest 2000. Contact: Contest2000@quilt.com, <http://mail.kosmickitty.com/BlockContest/Contest2000.html>; <http://www.projectlinus.org/>. Send entries to WWQP Quilt Block Contest 2000, 7 Valley Brook Lane, North Haven, CT 06473.
- Newark, NJ: "Threads That Bind: Kente in Ghana and America," Newark Museum; 973-596-6550.
- New York, NY: "Art and the Empire City" (includes quilt), now through January 7, Metropolitan Museum of Art, Fifth Avenue at 82nd Street; <http://www.metmuseum.org>.
- Tucson, AZ: "Patterns of the Past: Western Themes and Motifs in American Quilt History," January 26-28, Windmill Inn. Contact: The University of Arizona, <http://www.eu.arizona.edu/quilts>; 520-626-2235/2236.
- Reynoldsburg, OH: Sacred Threads 2001, deadline February 1 (for July 14-29 exhibition). LSASE to Sacred Threads 2001, PO Box 1004, Reynoldsburg, OH 43068; <http://home.art.net/~sacredthreads/sacredthreads.htm>.
- Paducah, KY: Looking for Quilts: If you have used quilting patterns from any of the five "Dear Helen" books or from the "Helen's Hints" magazine series by Helen Squire, send a photograph (and a close-up detail) for possible inclusion in her new book. Contact: Helen's Hints, c/o AQS, P.O. Box 3290, Paducah, KY 42002-3290.
- Lancaster County, PA: Mystery Quilt Weekend Getaways, March 16-18, 23-25, April 6-8, 13-15, 27-29, May 4-6, 18-20, 25-27, June 8-10, 22-24. Contact: Melanie Normann, 46 Old Tavern Road, Howell, NJ 07731; 732-938-6047; Threadmakers@aol.com; <http://www.Threadmakers.com>.
- Des Moines, IA: Blue Ribbon Quilt Challenge, entry deadline March 31. Contact: American Patchwork & Quilting Blue Ribbon Quilt Challenge, 1912 Grand Avenue, Des Moines, IA 50309-3379; <http://QuiltVillage.com>.
- Guatemala: Travel with Nancy Crow, April 7-20, 2001. Contact: Nathaniel Stitzlein, 10545 Snyder Church Road, Baltimore, OH 43105.

Comfort Quilts

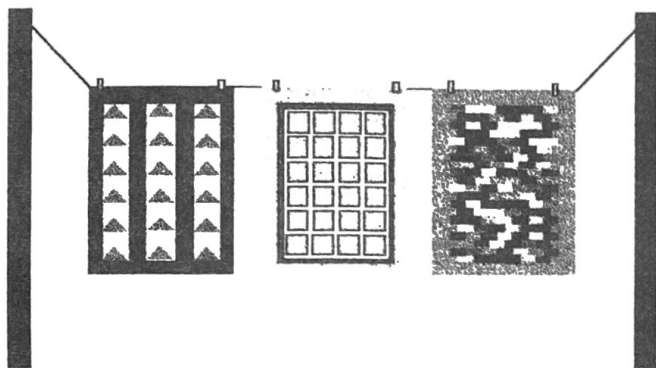
By the time you read this, we will have delivered 45 quilts to Westchester Medical Center for their Behavioral Health Units. NSQG can feel proud of this donation. Many of your hands made it possible.

Comfort Quilters will meet next on Thursday, January 4, 2001. Further dates will appear in this column each month. If ever you are in doubt, just call Pat at 1-845-279-8840.

Have a pieceful, wonderful holiday!

Pat Baker

Thursday, January 4



Road to...continued

World Wide Web Sites

- Ann Stamm Merrell at <http://ann.stamm.merrell.org>
- Applewood Farm Publications at <http://www.applewd.com>
- Arrowmont School of Arts and Crafts at <http://www.arrowmont.org>
- Artistic Applique at <http://artisticapplique.com>
- Carol Bryer Faller at <http://www.bryerpatch.com>
- Connecting Threads at <http://www.ConnectingThreads.com>
- Dutch Quiltersguild Exhibition at <http://www.geocities.com/SoHo/Lofts/3914/english.html>
- Susan Brittingham at <http://sbrittingham.freesevers.com>
- Susan Druding at http://quilting.miningco.com/hobbies/quilting/msub_applique.htm

Special Sightings

Mary Wirchansky won First Place in the clothing division of Quilts=Art=Quilts at Schweinfurth Memorial Art Center in Auburn, NY. Congratulations to Mary!!!

By the way, Mary saw the pattern at the NSQG World of Quilts a few years ago and just had to have that pattern...so give in to your desires (especially at a Quilt Show) and you never know where they will get you.

Round Robin Quilters Reminder

November border directions are to be completed for exchange at the January meeting.

Thanks,

Joyce Sullivan

A home can't have enough of...

Don't let this opportunity slip through your fingers. Help make a difference. A 24-inch square wall hanging can be constructed from four 9-inch blocks and a few borders to fill it out. Crayons, elephants, electricity, chickens, marbles, computers, calendars, books, closets (closets?) are just a few of the things you could choose for the subject of your perimeter quilt.



Quilt Basket

Classes Fabrics Supplies

Shop online at
<http://www.quiltbasket.com>

(845) 227-7606

872 Route 376, Ste. B
Wappingers Falls, NY 12590

Surface Design Challenge Month 1

Freezer Paper Stencil

What you will need.

1 yard fabric (this should be a light to medium colored solid, hand dyed or printed to simulate hand dye)

Reynolds brand Freezer Paper

Paper scissors

Acrylic or fabric paint (at least three colors)

Sponge

Water, plastic cups, plastic trash bag to protect work area, pen or pencil.

Please remember that we are creating these pieces to be cut up, which means paint all the way to the edges for maximum amount of yardage. These are not works of art but yards of fabric (to be cut up—can I reinforce this enough?).

Keep your motifs small!

Try working in gradations of color as it is satisfying and pleasing to the eye.

This technique is similar to snowflake designs we all made in elementary school. Cut freezer paper into small (2", 3", 4" or 5") squares and fold into quarters. Draw a motif that fits into this space. Remember that this design must touch the folded sides of the paper as this will create a "snowflake" that

remains in one piece. Try drawing a heart that extends over the sides of the folded square. Cut this shape out. Cut many similar shapes and place these onto the fabric either symmetrically or asymmetrically as it pleases you, iron firmly. Daub a gradation of colors over this. Your paint may need to be heat set or not so please read directions carefully. Viola! Please create an entire yard of fabric and bring to quilt guild to show to the rest of us and to trade if you like. Call if you have questions!

Melanie Testa
203 327 1414
davanie@snet.net

A quilt is not a quilt ... until it's quilted!



*Help for basting and/or customized machine quilting
is only a phone call away!*

Caroline Kearney

914-228-6332

December 2000

Northern Star Quilters' Guild

P.O. Box 232

Somers, New York 10589



First Class Mail

Linda Von Ahn
30 Greenfield Rd.
Mahopac, NY 10541

