

On Point!



DECEMBER 2004
VOLUME 23 • NO. 3

A PUBLICATION OF THE NORTHERN STAR QUILTERS' GUILD
SOMERS, NEW YORK

www.northernstarquilters.com

A Message from the President



Cynthia England was just excellent, and well received by the Membership! She was a very entertaining speaker, and it was great to see her take such joy in her own success! In December, we will have another outstanding lecturer, Paula Nadelstern. Since the date is so close to Christmas, please invite friends and family members to the meeting. There will be no guest fees. Maybe you can inspire a new quilter in your family.

We further expanded the survey this year, because the information gained through the membership survey is so valuable to the Board. Most frequently, the comments are about the speakers. Good speakers are the reason most new members join the Guild. During my tenure as VP Membership many members arriving at the sign-in table requested that the speaker be moved up in the program. Some of our younger members have children, need to be home early on weeknights, and do not want to miss the lecture. Consequently, we are having the speakers earlier this year.

We are trying to keep the business portion of the meeting to announcements which did not get into the newsletter, and reminders of things you need to do while you are at the meeting. The rest of the information will be in the newsletter. This gives everyone a little more time to socialize, visit the library, sign-up for activities, and still have the meeting end around 9:30PM.

I hope that you can stay for the entire meeting, but if you cannot, please try to be discreet when leaving. A mass exit last month resulted in others not wanting to get up for Show 'n' Tell. It was unfortunate, as everyone looks forward to the time when they will finally finish and be able to receive the praise of their peers. I hope that anyone who did not have the opportunity to show their work at the last meeting, will bring their projects back this month so that we can all admire your work! Also, if you have a beautiful quilt celebrating your December holiday, and have it out of the chest at this time of year, it would be great to see it at Show 'n' Tell this month as well.

If you cannot be with us for the December meeting this month, have a Happy New Year, and don't forget to resolve to find a new way to enjoy the Northern Star Quilt Guild in 2005.

Susie Andersen, PRESIDENT

Season's Greetings!

Many thanks to all who remembered to bring snacks for the November meeting. Now that winter is here, we will be serving hot chocolate, in addition to the usual coffee and tea. Don't forget to bring your own cup to save on waste and clean up.

Do you have a favorite holiday cookie or treat? If so, please bring it to share for the December meeting. This is the month for ALL MEMBERS to bring a special homemade holiday dessert or snack to the hospitality table.

Don't have a special treat you'd like to share? Never mind, leave those store-bought goodies on the shelf and bring them to January's meeting. Let's try and have a 100% fantastic homemade goodie table for the December meeting.

Holiday Grab Bag! Don't Miss it!



To make our December meeting even more festive, we're planning a holiday grab bag. Please bring a fabric-wrapped gift to the December meeting worth approximately \$5.00. To ensure unanimous glee, the gift should be quilting related. A hint for the uninspired: how about two fat quarters?

Degen Sayer, HOSPITALITY CHAIRMAN

P.S. For the uninspired, I have a great cookie recipe. These always get raves and they're sooo easy.

See recipe on page 3.

Membership

Please welcome our newest member, Shelita Birdatt from Beacon, NY.

Don't forget to drop by the "New Member" table (located directly behind the Membership Table) and say "HI" to Melanie Darensod and our other new members. We had 157 members and six guests attend November's meeting.

As you know the membership booklets were available at the November meeting. Hopefully, you picked up your copy. I will bring some extras to the December meeting.

We are getting more and more requests from our members to read the newsletter on line. If you would like to join the growing list, please sign up at the Membership table. You will also be entered into a drawing for a free class. This month's free class winner is Sandy Waldman. Congratulations Sandy!

Thanks again, and happy quilting to all, Kathy Vanacoro, VP MEMBERSHIP

Library News

The five new books for this month are donated by the Country Quilter. They are:

- *At Piece With Time — A Woman's Journey Stitched in Cloth*, Steiner & Frankenberger
- *From the Cover*, Mary Leman Austin & Quilter's Newsletter Magazine Editors & Contributors
- *Quilted Diamonds 2*, Linda Franz
- *Stitch and Split Appliqué*, Crow & Segna
- *Tradition With a Twist*, Young & Stone

In addition, we received a generous donation of books and magazines from Virginia Avery, eight of which will be on the new book table this month. Please check out this table for special sale items.

I am compelled to report that book returns are not off to a very good start — almost one-third of the books borrowed in October, and due in November, are still out. At up to three books a pop, it doesn't take too many delinquent members to impact the library inventory. Please, if you borrow a book, bring it back when it's due. I'd much rather be quilting than sending out additional reminders, and all Guild members are entitled to equal access to the library.

Andrea Winter, LIBRARIAN

OVERDUE LIBRARY LIST:

60 DAYS OVERDUE: Lois Lober (3 books)


30 DAYS OVERDUE: Deirdre Abbotts (2)

Kathy Doyle (1)

Carol Kilian (3)

Chris Novell (3)

Deborah Sperrazza (3)



Comfort Quilts

Thanks to everyone who participated in our Raffle. The winner is Melanie Darensod. Comfort Quilters are making our annual visit to Westchester Hospital Center on December 16th to deliver 45 quilts to the children in the Behavioral Center. We are also placing at least 30 quilts with the Pace Women's Justice Center Shelter. In both cases, the quilts will be part of the children's Christmas.

Beginning in January, Comfort Quilts will meet on the 1st and 3rd Wednesdays of the month at the Katonah Presbyterian Church. Always check dates in On Point, or call Karen Carlson or Pat Baker.

2004-2005 Officers and Directors

Executive Board

President

Susie Andersen, manderse@optonline.net

Vice President, Programs

Suzanne Sunday, ssunday@bestweb.net

Vice President, Membership

Kathy Vanacoro, Vanacoro@rcn.com

Vice President, Quilt Show

Mary Cannizzaro, antmaryc@optonline.net

Recording Secretary

Barbara Sliter, bsliter@rcn.com

Corresponding Secretary

Melanie Darensod, joemelan@att.net

Treasurer

Margaret Phillips, margphillips@optonline.net

Directors

Newsletter

Editor: Arlene Dym, asd01@health.state.ny.us
nutri.pet@earthlink.net

Art Director:

Vicki Romaine Cohn, romaine@optonline.net

Education

Norma Schlager, nschlager11@comcast.net

Library

Andrea Winter, adwinter@optonline.net

Hospitality

Degen Sayer, degensayer@aol.com

Special Events

Linda Jennings, lanj49@rcn.com

Susan Chapman, susanc@juno.com

Leslie Forrest, ljoanf@aol.com

Boutique

Carolyn Young, cjyoung@rcn.com

Webmaster

Elizabeth Poole, ejp@elizabethpoole.com

Website: <http://northernstarquilters.com>

Treasurer's Report

I am pleased to announce that our books and financial papers for the 2003-2004 fiscal year have been returned from our accountant. If anyone wishes to review last year's financial statements, please let me know and I will bring a copy to the next Guild meeting.

The newsletter will no longer contain NSQG's financial statements. The Board does not feel it is appropriate to publish this information on the web. I will bring up-to-date financial statements to both the Board and Guild meetings if anyone wishes to see them.

Margaret A. Phillips, TREASURER

Spring Trip to Amish Country

Lancaster Trip Schedules for April 1st and 2nd, 2005

We have heard from the Fairfield Inn in Lancaster, and our rooms are ready. The cost of the trip will be \$150. This includes bus fare, hotel, continental breakfast on Saturday morning and dinner at Miller's both nights.

Our bus is half full — so if you haven't already put your name on the list, please do it now. This trip fills up fast. We will need a deposit of \$50 by the January meeting and the balance will be due in March.

You don't want to miss the great fabric bargains at Sauder's and Zook's on Friday, and the show on Saturday. Don't forget our challenge quilts will be there. It's a great trip!

Call Susan Chapman at (203) 746-1150 or e-mail susanc@juno.com.

Leslie Forrest and Susan Chapman
SPECIAL EVENTS COORDINATORS

Square Robin Quilts

Are you feeling some excitement as the blocks begin to gather from your other group members? It should make fabric selection easier to keep colors coordinated. Although you must use some of the required fabric in each block, the amount may vary. Just a little one month, and perhaps quite a lot another month. Any fabric remaining may be used when you put the top together, or in the back, or as binding.

The blocks you make in December should be designed with curves or circles (sharp or gentle curves, big or little circles; maybe a Drunkards Path or Orange Peel block). Size is the same, 8 1/2". Make five alike again for exchange at the January meeting. It is helpful to use masking tape or pins on your exchange blocks to identify the names of the group members. If someone doesn't pick up a block you will know who it is, and finding your correct block is easier as well.

Questions? Joyce Sullivan 914-277-3832
mamabird@worldnet.att.net

Degen's Pecan Crunchies

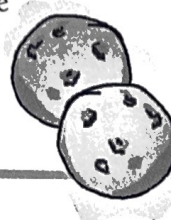
1/2 lb unsalted butter
1/4 cup sugar, plus
1/2 cup for dipping
1/3 cup light brown sugar
2 cups flour
1 cup chopped pecans
1 tsp. vanilla
1/2 tsp. salt

Cream the butter and sugar 'til soft and fluffy. Add vanilla. Gently fold in flour and salt. Finally, add pecans. Roll dough in cylinder shape in wax paper (recipe makes 2-3 1" diameter cylinders) and refrigerate. When chilled, slice dough into 3/8" slices, dip one side to coat in sugar and place sugared side up on cookie sheet.

Bake at 350 degrees 'til lightly browned at the edges, about eight to ten minutes.

I make a batch of these and stick the unbaked slices in the freezer. Any time I want freshly baked cookies, it only takes a few minutes!

Degen Sayer,
HOSPITALITY CHAIRMAN



Super Saturday Mark Your Calendar and Save the Day!

DATE: March 5, 2005

TIME: 9:30A.M. to 3:45P.M.

PLACE: First Presbyterian Church, Katonah, N.Y.

Plans have begun for a super SUPER SATURDAY, and the search is on for talented teachers who would be willing to share their expertise with fellow quilters. If you think you might like to volunteer, please contact either Sonny Rieber at (914)723-9344 e-mail address: ssriber@worldnet.att.net or contact Dorothy Scalice at (860)355-3522 (e-mail address: QOW@charter.net.)

We're both eager to hear from you.



If The Weather Outside Is Frightful...

In case of inclement weather, and you're not sure if there is a meeting, please do the following:

1. Listen to your local radio station for announcements regarding the Somers Public School closings. If the Somers Public Schools are closed, there will be **no meeting**.
2. In the case where the weather is questionable for the evening hours only, we will contact the radio stations to make a public announcement.
3. Check our website:
<http://www.northernstarquilters.com> for an announcement.
4. If you cannot find out through any of the above methods, please feel free to contact a Board member.

Thanks, Kathy Vanacoro, VP MEMBERSHIP

Raffle Quilt Charity Nominations

Based upon a membership vote, the Alzheimer's Association won the proceeds of the 2005 raffle by a landslide. We are really excited about working with this worthy organization, and look forward to the support of our membership in selling raffle books. We will begin distribution of the raffle books at our

general meeting in January. We are delighted to tell you that the 2005 prizes will be a beautiful hand-quilted queen-sized quilt, a Bernina® sewing machine, a Pfaff® sewing machine, and a package of Dear Jane® and Dear Hannah® software and books.

Nina Primer and Linda Schulz, CO-CHAIRPERSONS

Quilt Show Committee News

We are full speed ahead...The dance has begun. It is a marvel to see the many facets of the Quilt Show. As it functions, the jobs intertwine, the members interact and each person on the Committee has a focus.

I have extended an invitation to the new members to attend the Quilt Show meeting. It can be a little daunting to walk into the general meeting when you are new, and since the committee is a small microcosm of the Guild, it's a good place to get to know people. All members, new and old, are welcome. The meetings are generally at 5:30 PM on the night of the general meeting. Please feel free to join us.

Timely issues:

- Contact Joan Weth, jweth112@optonline.net or Lori Light-Demarco, Loriled@aol.com to join the Block Contest
- Contact Linda Ostrander, lyo@verizon.net to quilt on the 2005 quilt
- Contact Carolyn Langevin, CarolynLange@aol.com to donate a quilt to the Silent Auction
- Contact me, AntMaryC@optonline.net if you have any questions, suggestions or concerns about the Show

Mary Cannizzaro, VP QUILT SHOW

Help Wanted: Show Assistant

Computer savvy person, with a laptop who would be available to create badges, attend the Judging (the Wednesday before the show) to help with the Winners' List, and to work the following day (Thursday) to assist with the ribbon writing.

Please respond to:

Vicki Romaine Cohn, romaine@optonline.net
or Mary Cannizzaro, AntMaryC@optonline.net

Silent Auction



We are happy to tell you that there will be a Silent Auction during the next Quilt Show.

The theme is, "Everything I need to know, I learned in..." Complete the sentence to describe your quilt. It might be...in school, from my mother, at the mall, etc. There should be lots of ideas and fun in the planning as well as the quilting.

The quilt should not be larger than 100" perimeter with a sleeve attached to the back. We hope to have enough donations to hold the auction on both Saturday and Sunday.

If you are planning to participate, let me know as soon as possible.

Carolyn Langevin, CarolynLange@aol.com
914-533-6655

Raffle Quilt 2005

Thanks to those of you who have been quilting Nouveau Posies. All those stitches are adding up!

The quilting schedule as of mid-November is:

Nov. 30 – Dec. 14: Nancy Hantman

Dec. 14 – Jan. 18: Quilting Bee
with Trayce Bremner & Arlene Dym
(organized by Linda Ostrander)

Jan. 18 – Feb. 1: Lois Greagor & friends



Calling for more hand quilters or repeaters!

There will be more stitching needed into 2005.

Please contact Linda Ostrander at
914-533-2154

or lyo@verizon.net to sign up.

Many thanks, Linda Ostrander

Educational Workshops

I want to remind you again that my articles are written far in advance, so please check with me by phone or e-mail as to the availability of the classes. It is also easier for me, if you send me your checks, rather than paying at the meeting amidst all the chaos at my table. Please be sure to write the name of the workshop on your check and also on the business-sized SASE.

Norma Schlager, 203 798-0025,
nshlager11@comcast.net

Paula Nadelstern \$40 per class

Both of these one-day workshops are full, but don't be afraid to go on the waiting list. Very often someone cancels and the people waiting get in.

Needlestars: Saturday, January 8th

This class is for those with intermediate skills.

Simple Symmetry: Sunday, January 9th

For advanced beginners and intermediates.

Go to her website and my bulletin board for pictures to inspire you: www.paulanadelstern.com

Please note: Snow dates are January 29th and 30th.

Elizabeth Rosenberg \$25

Quilting Up-Side-Down: Saturday, February 5th

Are you looking for a versatile and easy way to incorporate decorative threads, braids, and ribbons into your quilting or surface embellishment?

This class is the answer. Our very own and very talented Elizabeth will alleviate the mystery (and fear) from the "underside" of your sewing machine as you learn to literally quilt "up-side-down"! Create an original wall hanging as you explore the many exciting effects that can be achieved with thick threads through the bobbin.

Rachel Clark \$40 per class

The vest class is filled, but there are many openings in the purse class. You will get the same great instruction and the enjoyment of Rachel's personality in each, so please consider the MONSTER PURSE class. Each class is for all sewing levels and is beginner friendly.

Monster Purse: Wednesday, March 16th

Students will use Rachel's pattern to make a really big purse, or a smaller purse or a quilt.

Picture This Vest: Thursday, March 17th

You will use Rachel's pattern or your own to make a unique and wonderful piece of wearable art.

I will have new pictures on my board and you can also go to her website. www.rdkc.com

Michelle Scott \$40

Machine Quilting 1.5: Saturday, April 20th

Please note that the date for Michelle Scott's class is April 20th, not the 2nd, as previously stated.

Apparently there was a typo in the information given to me at the beginning of the year. Of course the April 20th date is much better since it does not interfere with the Lancaster show. If you signed up for April 2nd and cannot make the April 20th date, I will take your name off the list. I'm sorry for any confusion this may have caused.

This class will be the perfect fusion of basic and advanced machine quilting. If you have a little experience, but would like to enhance your skills with some decorative threads such as rayon and metallics, this is the class for you. Take your machine quilting to the next level as you create interesting patterns without templates with a wide variety of beautiful decorative threads—even those tough ones that keep breaking in your machine. This class is perfect for a multilevel group.

Her website is www.piecefulquilter.com

Margaret Cusack \$40

The Art of the Commission: Wednesday, May 18th

For many years Margaret has energized and enlightened artists, students, and the general public with her slide lecture/workshops. This class addresses the following questions. How do you get a commission? How to negotiate the best price? How do you follow through so that both client and artist feel they have succeeded? Her timely suggestions will help advance your career as an artist. Benefit from Margaret's experience as an award-winning illustrator/artist.

Check out her website: www.MargaretCusack.com.

Her work is amazing!





Member of the Month: Mayann Weinberg

Once upon a time there was a girl who wanted to make a quilt. There was no one to teach her so she went out and bought many small pieces of really ugly 70's poly-blend fabric. The girl cut the fabric up and sewed it back together, and then proceeded to sew that to a king-sized sheet. When the girl couldn't figure out how to stuff the huge king-sized batting into the extremely large pillow case without bunching, after much frustration, she gave it away.

I took my first quilting class with Linda Gidos about 14 years ago. I made a queen-sized quilt and learned how to hand quilt. It was all good, however, really slow going. As my quilting evolved, next was the joy of machine piecing and machine quilting.

Now I prefer my own original design, and have fun with embellishment. Suddenly things have a third dimension, with beads, fun fibers, fabric appendages and more.

As my journey continues, I have enjoyed getting to know many amazing and creative people that I'm fortunate enough to call friends. My family has grown by four daughters, many fish (several who had the same name), a hamster, a couple of cats, two dogs and a few horses. Life is tough when you have to decide what you're going to do first — stitch or ride. And the beat goes on....



Help Wanted

Have you ever thought you'd love being a travel agent or personal concierge? Have you ever wanted to get up close and personal with famous quilters?

Well, this is the job we need filled for Programs and Education. The job involves e-mailing and/or phoning our speakers to help them arrange their travel schedules. This includes arranging their hotel stay or stay at the home of a Guild member, and arranging their travel to and from the hotel, Guild meeting, and workshop(s). If you are interested, you can take them out to dinner before the Guild meeting and really get to know them. You also have the opportunity to help choose speakers for the next two years.

If this sounds like a job that you would like to do, please contact Suzanne by e-mail at ssunday@bestweb.net or Norma at nschlager11@comcast.net.

Suzanne Sunday and Norma Schlager

FOR SALE

1936 Singer Featherweight – newly serviced, \$395

Iron Treadle Base – great as a table in
your sewing room, \$45

Contact Julie Long, 914-741-0903

Hartsdale Fabrics

275 S. Central Ave., Hartsdale, NY 10530
(914) 428-7780

Open 7 days

Quilt Fabrics (300+)

Quilting Books, Notions, Classes, Clubs

Bernina * Brother * Viking

Authorized Sales & Service

Official Red Hat Society Charter

Cynthia England's Orange Slice Cake

Editor's Note:

Quietly tucked away at the end of Cynthia England's wonderful slide program last month was a photo of her husband engineering the cutting of orange slices for her Grandmother's Orange Slice Cake.

We were so intrigued by this unusual and festive cake that we asked her if she would give us the recipe to print in *On Point*....

Thank you so much, Cynthia! We are so honored that you would share this "wonderfully excellent" recipe with us!

What a treat!



- 2 sticks butter
- 2 cups sugar
- 4 eggs
- 1 teaspoon baking soda
- 3 1/2 cups flour
- 2 cups chopped pecans
- 2 cups orange slice candy (11 1/2 oz bag or 24 slices, cut up into tiny pieces, try putting knife in flour)
- 4 1/2 oz. can coconut
- 1/2 cup buttermilk
- 1 teaspoon almond extract
- 2 Tablespoons grated orange rind

Cream butter with the sugar, then beat in eggs one at a time. Dissolve baking soda in buttermilk and add to creamed mixture. Put flour in a little at a time, and a few orange slices (cut up) that have been rolled in the flour mixture. Add a little more buttermilk if needed.

Spray Pam on pan(s).

Pour mixture in appropriate pan.

Bake at 300 degrees.

Makes one large bundt cake (for this size bake 1 1/2 hours)

or

3 1/2 loaves 8" X 3 3/4" X 2 1/2"

(for this size bake 1 hour 25 minutes, fill 2/3 full)

or

5 1/2 mini loaves 5 11/16" X 3 1/2" X 2"

(for this size bake 1 hour 12 minutes, fill 2/3 full)

We make these alot for Christmas gifts, that is why I have the different loaf information.

Have a great holiday season!
Cynthia England

BERNINA®
AUTHORIZED DEALER

FABRIC
CLASSES, SUPPLIES
KITS




THE
QUILT
SHOP

5 PADANARAM RD.-Rt. 37
DANBURY, CT 06811
WORTH THE TRIP

GINNY MURPHY
TEL: 203-743-0543
wamquilt@aol.com

the
quilt cottage
fabrics • yarn • gifts



414 mamaroneck avenue
mamaroneck, ny 10543

(914) 777-1-333

nancy c. rosenberger

Fabric Mart—NY, Inc.



Linda Speidell, President

2019 Crompond Road
Yorktown Heights NY
10598
(914) 962-3328
FabricMartNY@msn.com
www.fabricmart-nyinc.com
Dress & Upholstery Fabrics
Quilting Fabrics
Notions
We sell PFAFF Sewing Machines



Quilt Basket, Ltd.

Classes Fabrics Supplies

Shop online at
<http://www.quiltbasket.com>

(845) 227-7606

Cambridge Common
939 Route 376 #4
Wappingers Falls, NY 12590

Road to...

Shows and Exhibitions

- **Auburn, NY:** ABC Quilt Show, December 12, Willard Memorial Chapel, 17 Nelson Street; 315-252-0339.
- **New York, NY:** "Noho Fiber," now through December 18, Noho Gallery, 530 West 25th Street, 212-367-7063.
- **New York, NY:** "Blue" (includes quilts), now through March 6, American Folk Art Museum, 45 West 53rd Street; 212-265-1040; <http://www.folkartmuseum.org>.
- **New York, NY:** "Fiber for the Future" by the Textile Study Group of New York, December 7–January 8, A.I.R. Gallery II, 511 West 25th Street, #301, NY 212-255-6651, <http://www.tsgny.org>
- **Yonkers, NY:** Folk art exhibition (includes quilts) through December 30, Riverfront Library, One Larkin Center
- **Bronxville, NY:** "Time Squared" exhibition by Manhattan Quilter's Guild members through January 7, Bronxville Public Library, 201 Pondfield Road, 914-337-7680, <http://www.bronxvillelibrary.org>, **Special event:** Meet Randy Frost, Jeri Riggs, and Arle Sklar-Weinstein of NSQG and take a curatorial tour of the exhibition on Friday, December 3, at 1 PM.
- **New York, NY:** "Fiber for the Future" by the Textile Study Group of New York, December 7–January 8, A.I.R. Gallery II, 511 West 25th Street, #301, NY 212-255-6651, <http://www.tsgny.org>
- **Intercourse, PA:** "A Showcase of Quilts: Dazzling Contemporary Creations", now through December 31, People's Place Quilt Museum, Route 340; 800-828-8218, ext. 231.
- **Hartford, CT:** "Fiber Revolution: Visions of Women", December 13–January 27, Charter Oak Cultural Center, 21 Charter Oak Avenue; 860-249-1207; mmpeters125@hotmail.com; <http://www.charteroakcenter.org>.
- **Storrs, CT:** "Fiber Revolution at CHIP," now through January 31, Center for Health/HIV Intervention and Prevention," <http://www.FiberRevolution.com>
- **Hampton, VA:** Mid-Atlantic Quilt Festival XVI, February 24–27, Hampton Coliseum. Send \$2.00 to Mancuso Show Management, M-AQF-Dept. QN, P.O. Box 667, New Hope, PA 18938; <http://www.quiltfest.com>.
- **Morristown, NJ:** "The Art of the Quilt", now through March 20, Morris Museum, 6 Normandy Heights Road; 973-971-3700; <http://www.MorrisMuseum.org>.
- **Lowell, MA:** "Quilted Cuisine", now through January 15, New England Quilt Museum, 18 Shattuck Street; 978-452-4207; fax 978-452-5405; info@quiltmuseum.org; <http://www.quiltmuseum.org>.
- **Lowell, MA:** Textiles and related artifacts (permanent exhibit, includes quilts), American Textile History Museum, 491 Dutton Street; 978-441-0400; <http://www.athm.org>.

- **Tokyo, Japan:** Tokyo International Great Quilt Festival, January 27–February 2, Tokyo Dome. Contact: Secretariat of Japan Quilt Grand Prix, Tokyo International Great Quilt Festival 2005, c/o NHK Educational Corp., 4th Floor, The 6th Kyodo Building, 9-2 Kamiyama-cho, Shibuya-ku, Tokyo 150-0047, Japan; + 81-3-3481-1770; fax +81-3-3481-0094; quilt@nhk-ed.co.jp; <http://www.tokyo-dome.co.jp>.

Other Events

- **New York, NY:** "Feeling Blue?" (slide talk by Stacy Hollander, senior curator, American Folk Art Museum), December 14, Donnell Library Center, 20 West 53rd Street; 212-265-1040; <http://www.folkartmuseum.org>.
- **New York, NY:** "China: The Dawn of a Golden Age, 200-750 A.D." (includes textiles), now through January 23, Metropolitan Museum of Art, Fifth Avenue at 82nd Street; 212-535-7710.
- **Auburn, NY:** Trunk Show by Toni Foster, December 19, Schweinfurth Memorial Art Center, 205 Genesee Street; 315-255-1553; mail@schweinfurthartcenter.org; <http://www.cayuganet.org/smac>.
- **Hyannis, MA:** Elly Sienkiewicz workshops, March 18–20, Heartbeat Quilts, 765 Main Street; 800-393-8050; <http://www.heartbeatquilts.com>.
- **Worldwide:** The Quilters Hall of Fame, book available through <http://www.quiltershalloffame.com>, quilters@comteck.com, or QHF, P.O. Box 681, Marion, IN 46952; 765-664-9333.
- **Oklahoma City, OK:** Central Oklahoma Quilters Guild grant of \$2,000.00 for research on quilting. Contact: COQG, P.O. Box 23916, Oklahoma City, OK 73123.
- **Golden, CO:** "A Little Bit Country, A Little Bit Rock 'n' Roll Quilt Challenge", deadline June 24, 2005. Contact: <http://www.rjrfabrics.com> or 800-422-5426.

Nancy Hantman



THE CITY QUILTER®

New Location
3 Times Larger
Near to parking, bus, subway,
Chelsea art galleries
& shopping

133 West 25th St.
212-807-0390
www.cityquilter.com

Tues to Fri 11 to 7
Saturday, 10 to 6
Sunday, 11 to 5



Jelly Bean Quilter
Long Arm Machine Quilting

Mary Eddy
2 Currituck Road
Newtown, Ct 06470-1306

Phone (203) 426-7911
jbquilter@earthlink.net
www.jbquilter.com



The Happy Quilter

3 Lake Ridge Plaza, Route 303, Valley Cottage, NY
845-268-8744
www.HAPPYQUILTER.com


An Authorized Bernina dealer
Nothing Sews Like A Bernina. Nothing.
BERNINA®

Tues, Weds, Fri, Sat 10-6
Thurs 10-8 • Sun 12-4
Closed Monday



Block Contest

The Northern Star Quilters' Guild 2005 Block Contest will be Dear Jane®. Please join us by contributing a block (or two or three!) to what will surely be a beautiful quilt top. A World of Quilts XXVI will be held on Saturday, April 30th and Sunday, May 1st, 2005. You are most welcome to come and see your blocks displayed. And, in addition to our contest, there will be over 200 quilts, special exhibits and terrific speakers.



THEME: Dear Jane®

SIZE: A 5" square that measures an accurate 4 1/2" block, including seam allowances. Do not bind or finish edges.

FABRICS: Fabrics should be muted shades of the following colors: dark blues, dark greens, dark reds, or any earth tones. Civil War reproduction fabrics would be a good choice. Also, refer to the original Dear Jane® book by Brenda Papadakis for fabric choices. Background must be white. All fabrics must be 100% cotton and pre-washed.

METHOD: You may piece and/or applique by hand and/or machine. Do not back (unless you need a foundation, as with crazy quilting) or quilt the block.

DEADLINE: March 1st, 2005.

Entries must be received by March 1st. No exceptions!

PRIZES: All entrants will receive our beautiful show pin. All finalists will receive fabric packets. The finalist blocks will be assembled into a quilt top that will be awarded in a random drawing to one of the finalists.

TO SUBMIT: Please complete the form and send it with your entry to: NSQG Block Contest
c/o Joan Weth
Box 697
Croton Falls, NY 10519

NOTE: For the return of non-finalist quilt blocks, please enclose a self-addressed 9" x 12" envelope with adequate postage unless you wish to pick up your block at the May NSQG meeting.

If you have any questions contact Joan Weth or Lori Light-DeMarco, CO-CHAIRPERSONS.

Thank you for entering and helping to make our contest and show a success!

NAME: _____

ADDRESS: _____

CITY: _____ **STATE:** _____ **ZIP:** _____

BLOCK PATTERN/NAME: _____

NSQG MEMBER? YES NO

The Northern Star Quilters' Guild, Ltd. reserves the right to disqualify an entry if it is not deemed worthy of display.

I grant the Northern Star Quilters' Guild permission to photograph my work for local or regional use in media advertising, promotion, and publication in newspapers, magazines, the Internet, and other appropriate media. I grant visitors to the guild and its activities permission to photograph, for their personal use only, any works of mine that are on display.

Signature: _____

Date: _____



Little Red Quilt House
(203) 258-9464
www.LRQH.Com

**Longarm Quilting
Basting Service
Binding - Hand and Machine**

No Rules

Your Batting - No Problem
Your Thread - No Problem
Top Not Flat - No Problem
Top Not Square - No Problem

**Any Quilt
Any Condition
We'll Finish It**

JO ANN PELLICANO-ALVAREZ For All Your Sewing Needs



**19 PUTNAM AVENUE
PORT CHESTER, NY 10573
(914) 934-2934
nthimble@aol.com**

Authorized Dealer
JANOME
SEW HOME
Sewing Machines & Sergers

December Meeting: Tuesday, Dec. 21st

JFK High School, Somers, NY

Doors Open: 6:45pm

Meeting Begins: 7:15pm

•
Raffle

•
Guest Speaker:

Paula Nadelstern
"Live From New York"

•
Show & Tell

•
Adjournment

December Program

While almost all quilters have seen pictures of Paula Nadelstern's beautifully intricate kaleidoscope quilts, we are all in for a treat on December 21st when Paula shows us many more of her quilts. She will also share with us what it is like being a New York City quilter in "Live From New York." You'll hear about her personal trip as a quilter, in addition to hearing about how to park and shop in the garment district. It should be a wonderful talk!

Suzanne Sunday

Save These Dates!

General Meetings

January 18th
February 15th
March 15th
April 19th
May 17th
June 21st

Board Meetings

December 14th
January 25th
February 22nd
March 22nd
April 26th
May 24th
June 28th



Visit the Northern Star Quilters' Guild website:

www.northernstarquilters.com

DECEMBER 2004

On Point!

NORTHERN STAR QUILTERS' GUILD
P.O. BOX 232
SOMERS, NEW YORK 10589



FIRST CLASS MAIL

Susie Andersen
10 Daffodil Lane
Cos Cob, CT 06807