

# On Point!

INCORPORATED 1978  
VOLUME 17, No. 4

PUBLICATION OF THE NORTHERN STAR QUILT TERR' GUILD  
WWW.NORTHERNSTARQUILTERR.COM SOMERS, NEW YORK

## A Message from the President

Do not miss the December meeting! **Jane Dávila** is a local fiber artist, who will present techniques in surface design and mixed media arts. Her lecture, "**Discovering Found Objects**", will look at everyday objects that can be added to art quilts. This sounds perfect to brainstorm ideas for the challenge of *Going Green*, recycle-reuse-refresh. Check out Jane's website at [www.janedavila.com](http://www.janedavila.com). Welcome Jane!

The *One Woman Show* will feature a display of quilts by **Barbara Sferra**. We'll have a *Gift Exchange* for the holidays. **Each member** is requested to bring a favorite holiday treat for the *Hospitality* table. And finally, **Denise Isherwood** will have registration forms available for *Super Saturday*. *Super Saturday* has long been a wonderful tradition of our guild. It's a day that inspires us, brings our quilting community together in a relaxing and sharing atmosphere and especially a day of fun.

At the November meeting, how *spectacular* was the *Holiday Boutique*! Thank you to **Stephanie Santangelo** and **Judy Jones** for coordinating the boutique, and to **Janis Tobias**, Special Events Chairperson. I'd also like to add a special thanks to all our wonderful vendors who participated and especially to Judy and Stephanie for all the hard work they put in to make the Boutique a success! Many thanks!

Are you working on your *Going Green* Challenge Quilt? Remember, all entries are due at the January meeting and will be displayed and voted upon at the February meeting. Challenge guidelines are available at each meeting, the website, previous newsletters or contact **Norma Schlager**.

As the season is quickly approaching, I hope you will take time to *sip a cup of tea* and to reflect and respond to the *good* of the world, your community, those you meet day-to-day, and those most precious to you. I wish you all a happy, healthy, peaceful Holiday season and a wonderful New Year!

Carolynn Young, President

## December Meeting

Tuesday, December 16th  
JFK High School,  
Somers, NY

General Meeting: 7:00 pm

Guest Speaker  
Jane Dávila

"Discovering Found Objects"

Special Interest Groups

5:45 - 6:45 pm

Art Quilt Group-Library

Not for Beginners Only-Cafeteria

Hand Appliqué-Cafeteria

Don't Forget:

A Favorite Holiday Treat

A Gift for the Exchange

Remember to Bring Show and Tell

Board Meeting: December 9th

Happy Holidays

December's Raffle Sponsor



Pinwheels

Home of *Daiwabo Taupe*  
and *Oakchott Fabric*

2006 Albany Post Road  
Croton-on-Hudson, NY 10520  
(914) 271-1045

[www.pinwheels.com](http://www.pinwheels.com)

# Education

## Show and Tell

Have you made a quilt for a special person in your life this holiday season? I hope you'll bring it with you to Show and Tell before gifting it. Please note that, with the able technical assistance of Deirdre Abbotts, our audiovisual expert, there will be an opportunity for all of you art quilters out there to show your small pieces in all their glorious detail at Show and Tell this month.

## Special Interest Groups

### *Hand Appliqué Group*

In December, Amy Trompetter will demonstrate her method of doing inside points.

Check out the Special Interest Groups website page for instructions on Inge Stahl's method of off-fabric appliqué which she presented at the October meeting.

### *Not for Beginners Only*

Rona Spar will demonstrate the Folded Japanese Quilt technique from the book QUILT: Handmade Style by Ruth Van Haeff and Janine Flew. This produces a reversible quilt with curved lines. The blocks can be arranged in different ways to produce various effects, such as transparency. See the Special Interest Groups website page for photos of Rona's quilts using this method.

### *Art Quilt Group*

The topic of December's meeting will be Foam Block Stamping and will be presented by Janice Nastasi.

The committee which has been formed to organize this year's Art Quilt Group Challenge for the quilt show has decided on the theme, "Stroll Through a Japanese Garden."

The requirements for entry will be as follows:

- 1) Size 8"x 8" (finished mini-quilt i.e. 3 layers, bound on all edges)
- 2) Deadline for entry is the March meeting
- 3) Must use at least one technique that we have covered in our meetings throughout the past two years
- 4) Must include the flora/fauna/statuary that could be found in a Japanese garden (we don't want to discriminate against anyone or anything, if you have a picture of a moose in a Japanese garden, use it!)

- 5) Must have a permanent label with name and technique attached to the back of the quilt
- 6) Must be accompanied with \$??? payment (amount to be determined at next meeting, around \$3.00) AND a description of the quilt (i.e. techniques, materials used, inspiration).

## Presenting: January Meeting 2009

The Education Committee is excited to present a program that we have entitled, **The Cutting Edge: What's Hot for 2009**. A fantastic lineup of shops, including several new to many of us, will participate in this program. Each is offering an ongoing 15 minute demonstration of a great new quilting tool or technique. **These tools and related items will be available for purchase, so put some of your holiday gift money aside to spend on those "must have" items.** We have taken care to make sure that both traditional and contemporary quilters' interests are represented and hope you will learn something new without having to take a class.

### *Shops and Demonstration Topics include:*

The Country Quilter - Photo transfer techniques – use of a variety of fabrics and materials including gel medium, transfer paper and transparencies to create different effects

The Nimble Thimble - quick and easy thread painted embroidery

Woodstock Supply - demonstration of computer software for kaleidoscope quilts

Quilter's Crossing - Guidelines Ruler

Batik Tambal - use of Indonesian thaps to create designs on rayon velvet

Ready, Set, Sharp - scissor sharpening

Quilt Basket - demonstration of Storm-at-Sea templates

Beadwilder Women - crazy patch bead embellished bags and such

The Quilt Shop – Simply Crazy Ruler demonstration

The Happy Quilter - use of computer- directed embroidery attachment to create embroidered pieces for quilt embellishment - "Incorporating Machine Embroidery into Quilts"

## Education *(continued)*

### February Meeting 2009

The theme of this meeting will be **The Use of Color in Quilts**. Several of our own very talented members have generously agreed to bring their quilts to the meeting and share with you their strategies for creating a wide variety of quilts that virtually sing with color. Members participating in this program include:

Susie Andersen, Melanie Darensod, Jane Eyes, Lori Light-DeMarco, Linda Long, Nancy Mirman, Maxine Oliver, Jeri Riggs, Suzanne Sunday, Joanna van Ritbergen and Sue Wilterding.

I'd like to take this opportunity to thank Janice Nastasi and Georgia Heller for their invaluable help in planning the January and February meetings. Having a great committee to work with transforms a time consuming process into an opportunity for friendship and sharing.

Carol Sterk, VP Education

**Pieceful Quilting**  
31 McDermott Avenue  
Riverhead NY 11901  
(631) 727 5909  
[www.piecefulquilting.com](http://www.piecefulquilting.com)

THE place for fun, creativity and inspiration. We're worth the trip! Or visit us on line  
We are a full service quilt shop with over 2,500 bolts of fabric, notions, books, great classes and events  
We are certified dealers for  
**BERNINA & JANOME**

Store hours are Mon - Sat from 10am to 6pm.  
Closed on Sunday.

**Hartsdale Fabrics**  
Westchester's Most Complete Sewing Center

Fabrics - Notions - Patterns  
Quilting - Knitting  
Home Decorating  
Lessons - All Types & Ages  
Sewing Machine - Sales & Service

**914-428-7780**  
[www.Hartsdalefabrics.com](http://www.Hartsdalefabrics.com)  
275 S. Central Ave. Hartsdale, NY 10530

ANITA AYOOB  
Owner

19 Sugar Hollow Rd.  
Danbury, CT 06810  
(203) 792-5252  
Fax (203) 748-1695

**FabricTree**  
The Fashion and Decorating Center

Fashion, Quilting & Decorator Fabrics  
Custom Work & Shop at Home Service  
[www.fabrictree.com](http://www.fabrictree.com)

## Programs

This month we are excited to be welcoming Jane Davila as our featured speaker. Jane is a fiber and mixed-media artist who started off as a printmaker. She teaches art quilting and surface design nationally as well as here in Somers at the Country Quilter. She has appeared on "The Quilt Show" with Alex Anderson and Ricky Tims and on Quilting Arts TV. Along with co-author, Elin Waterston, she has written two books: Art Quilt Workbook, published by C&T and another due out in early 2009. Their DVD was just released this past July. Jane's lecture, Discovering Found Objects, will teach us to look at everyday items with an eye to adding them to art quilts. Paper, wire, metal, plastic, natural and manmade objects can be unique embellishments to help your quilt tell a story. Come get inspiration for your February Challenge quilt!

While workshops for Ann Johnston and Sharon Schamber have completely sold out, a few spaces are still available in Diane Rode Schneck's Scraps, Crumbs, Strings and Things. Many of our sister guilds from up and down the east coast were raving about Diane's ability to teach at our most recent MAQNET meeting. Her workshop will take place on SATURDAY, March 14, 2009 at the North Salem Ambulance Corps building. Please note the change of date for this class in order to accommodate more of our working members.

Whether you are a traditional quilter or an art quilter, this class will give you the chance to use all those scraps you've been hoarding for years. Students will sew several basic string blocks with variations, then learn such scrappy delights as crumb piecing and Crazy Cabin. Each pupil will go home with a collection of blocks for her own string quilt. These processes can also be done in a small format for miniature-quilt lovers.

Carol Mayefsky, VP Programs



## *Member Showcase*

### *Barbara Sferra*

I have been a member of Northern Star for about 15 years. Like most other members I have been sewing since I was young, first making clothing for myself and later exploring the home “dec” possibilities of pillows and curtains. I also explored other needle arts including embroidery, cross-stitch and needlepoint. When my children came along, I enjoyed making clothing for them. Then, in 1986 when I moved to Goldens Bridge, I was introduced to the wonderful world of quilting.

My early quilts were traditional and I loved the geometry of pieced quilts. Scrappy quilts using many fabrics were most appealing. As I continued taking classes and keeping myself open to new ideas, I found myself wanting to use my art training to create art quilts and fiber art. Machine quilting and machine appliqué opened up new possibilities.

Now my quilts are mostly “art quilts” and my original designs. I love to paint, bead and embellish and use many different techniques on my quilts. I still piece, but usually in an improvisational way. Machine appliqué and machine quilting play a big part in my designs. Digital designing and computer manipulated images are new techniques I am experimenting with. I think of myself now as a fiber artist with many wonderful choices and options to use in my quilts



## *Membership*

The November Boutique was a great way to stir the holiday spirit and to share the many varied talents of our guild members. There were gift giving ideas galore as well as opportunities to treat ourselves! We thank everyone who participated in this fun event.

We are still working on our Directory and hope to complete it this month. I thank the membership for their patience and again I would ask that you let me know if there are any changes to your information.

The December meeting will feature Barbara Sferra as our Member Showcase volunteer. Many of us know Barbara as our Quilt Show co-chair for the past two years and now we will have a chance to see her creative, artistic side. She has written a newsletter article about her journey into and through the world of quilting and I hope that you will visit with her at her display in December.

Also at the December meeting I would like to have a photo taken of all our new members since September. Please check at the sign-in table for the time and location of the picture taking. If you are a new member or if you requested a name tag, look on the table runner next to the sign-in table for your pin. Sheila Gargano has been very diligent in making sure that everyone who needs a name tag has one. Please let her know if you misplaced or lost yours; Sheila also has NSQG name badge kits and will bring some to the December meeting.

Holiday time can be very hectic with more to do than time allows. Please take a moment to do something nice for yourself and join us on December 16<sup>th</sup>!

Jackie Fowler, VP Membership

## Special Events

**Holiday Boutique** -- was a great success and we'd like to thank all the shoppers who supported this event!

Thank you to our talented members who participated by selling their lovely high-quality craftwork, and thanks especially to Judy Jones and Stephanie Santangelo, our Boutique Coordinators, who arranged this wonderful event for us!

**Challenge: Going Green** -- Take the Challenge and go green! Details are in the Special Edition and **entry forms will be available at the Guild meeting**. A few copies of the guidelines will also be available. If you have questions or want ideas, see our Challenge Coordinator, Norma Schlager. The quilts will be displayed and voted on at the February 2009 meeting.

**Trips** -- It's not too late to sign up with Debbie Bein, our Trips Coordinator, for our trip to Lancaster (April 3-4, 2009) -- Cost: \$150. This trip is presently filled, but Debbie is still accepting names for the waiting list so don't delay (there are always some cancellations)! Checks made payable to NSQG are **due on or before the February guild meeting**.

**Degas Challenge** - Do you experience Degas Vu? Here are the guidelines for the annual Karen Abramson artist challenge:

- Select any work by Edgar Degas and create a quilt employing a design derived from the work. The quilt does not have to be a literal copy, but it should be recognizable as derivative of the original.
- Size: The maximum length of any one side should not exceed 22". The shortest side should not be less than 12".
- Shape: It needs to fit into a 24" square box, lay basically flat and be able to be stacked on other quilts without damaging them.
- Showing: This venue has become popular to hang as invitationals at quilt shows. If they are to be hung as a group, however, individual entries cannot be entered to be judged at the same show. If you do want your quilt judged, it cannot be hung with the group.
- Please include a photo of the original Degas in a pocket on the back of the quilt. It really enhances the display to have an image of the original work along side the quilt.
- Entries: Please email Linda Schoenfeld or Maxine Oliver with your name, quilt name, size, and the name of the original Degas by January 10th, 2009.

Linda Schoenfeld



**Our fabrics:**  
**2,500 cotton bolts**  
**50 dupioni silks**  
**wool felt**  
**felted wool**

Fabric • Notions • Classes • Books • Gifts  
133 West 25th Street  
New York, NY 10001  
212-807-0390  
www.cityquilter.com

Linda Speidell (914) 962-3328  
President

*Fabric Mart-NY, Inc.*  
Authorized PFAFF Sewing Machine Dealer

2019 Crompond Rd. info@fabricmart-nyinc.com  
Yorktown Heights NY 10598 www.fabricmart-nyinc.com

Husqvarna VIKING

**the QUILTER'S ALLEY**

- Fabric • Notions
- Classes
- Sewing Machines
- Quilts • Gifts

422 Main Street ~ Lower level, Ridgefield, CT 06877  
Roxanne & Stuart Lasky  
203.431.0023 | www.TheQuiltersAlley.com



**Quilt Basket, Ltd.**  
Classes Fabrics Supplies

Shop online at  
www.quiltbasket.com

JANOME  
Authorized Dealer

Cambridge Commons  
939 Route 376 #4  
Wappingers Falls, NY 12590  
(845) 227-7606

## **Super Saturday**

Super Saturday will be on February 28, 2009 at JFK High School. The fee for the day is \$20.00 and will include another delicious lunch prepared just for you in the school cafeteria. It is a fun day of visiting with friends, perhaps making new friends and learning from several of our talented members who are willing to share their favorite techniques.

### **Flower Pounding From Flower to Fabric -** Carolyn Salon

Design your own small wall hanging by actually pounding flowers into treated fabric with a hammer as described by Ann Frischkorn and Amy Sandrin in their book, Flower Pounding. You will then sew a frame and quilt it to finish the wall hanging. A kit containing treated fabric and appropriate flowers will be available. Kit fee: to be determined.

### **Quilted Boxes -** Harriet Bertsche

Have fun making fabric boxes to stash all your treasures, supplies or a large box of tissues. Once you see how easy these are, you will want one in every room. They make great gifts, too. The supplies needed are minimal, just a few strips of fabric from your stash and a bit for lining. Techniques include strip piecing and machine quilting.

### **Machine Quilting on a Home Sewing Machine -** Margaret Phillips

Do you have a pile of quilt tops and are not quite sure how to finish them? How about machine quilting them? In this class, you will learn the basics of machine quilting. Margaret will discuss top preparation, batting, basting, needles, thread, feet, quilting designs, free motion stitching, programmed stitches, and more. She will demonstrate on her machine and help you work with yours. Special considerations for large and small quilts will be addressed.

### **Eco-Totes -** Fran Phillips

What's your bag? Our totes are easy, economical and ecologically sound and with a handful of these beauties, you can leave plastic bags behind forever. Using leftover or recycled fabric, we'll make totes, drawstring sacks, zippered purses and more. Not a pattern but a basic working method for fashioning what you need out of whatever you've got. Requires sewing machine and basic sewing skills.

### **Embellished Wool Pocket -** Mayann Weinberg

Create a beautiful felted, embellished wool pocket purse for your cell, credit cards and personal items to take the place of your large purse. Sew a fully lined felted wool purse/pocket with a shoulder strap that can be completed in ½ a day or take home and have at it. We will sew the complete bag then learn a variety of ways to add beads and embellish the bag. We will learn about loops, fringe, flowers, and more. Kit fee: \$10.

### **Arabic inspired Quilt -** Patricia Loquet

The Arabic Lattice Quilt is a dynamic looking quilt that is good for all levels of quilters. It has a set-in seam and a very large template. The template makes large triangles that "spin" around a four patch. Each block is 11" with a total of 20 blocks for a 53" x 64" quilt (with borders).

I will provide the templates for the class. The four-patch should be made before class. It will consist of 2 light fabrics and one each of the dark and the contrasting colors. The four patches are made with 2 1/2" squares.

### **Hexabags -** Mary Anne Ciccotelli

Learn to make padded folded hexagons during this workshop. The technique will then be used to construct the "Easy Does It" Hexabag created by Mary Anne. Visit her website to see the newest designs. Additional Hexabag designs and hexagon projects will be displayed at the workshop.

("Easy Does It" Hexabag pattern required.)

### **Quilted Postcards -** Lori Light-DeMarco and Joan Weth

Learn how to construct a quilted postcard. Create designs from your own fabrics and embellishments, and then layer your creations with batting, timtex (or other stiffener) and a backing. Finishing/binding techniques will also be demonstrated.

### **Sweepstakes Prizes/ Open Studio -** Susie Andersen

We will produce a variety of small gift items that will be prizes for the Show Sweepstakes. All materials are provided so... just eat a good breakfast and come ready to join the production line! If you have an easy project that you think would make a good prize, just let me know and I will gather the materials necessary to make a quantity. If you have your own project you wish to work on at your own pace you may join us in the cafeteria for good company.

## Library

We were very busy this month at the library, and are thrilled that the membership is showing so much interest in the new books.

I would like to take this opportunity to remind our members about a few of the library's rules: Only three books can be taken out at one time, and all must be returned before more library books can be taken out.

Thanks to all of you who remembered to return your library books on time. However, there are still some outstanding books that need to be returned. This is the list of members with books two months overdue, Gail Pantezzi (3), Elizabeth Poole (3) and Vicki Romaine Cohn (3).

I would like to thank Jane del Villar, Marilyn Faust and Sharon Honegger for their help at the November meeting.

Noreen Graham, Library Chairperson

**JO ANN PELLICANO-ALVAREZ** For All Your Sewing Needs



**The NIMBLE THIMBLE Inc.**

19 PUTNAM AVENUE  
PORT CHESTER, NY 10573  
(914) 934-2934  
nthimble@aol.com

Authorized Dealer  
**JANOME**  
SEWERS THE RIGHT WAY TO LIVE  
Sewing Machines & Sergers

## Charitable Activities

### Raffle Quilt 2009

The Ronald McDonald Family Room facility at the Maria Fareri Children's Hospital, Westchester Medical Center in Valhalla, NY has been chosen by the membership to be 2009 recipient of the Log Cabin raffle quilt proceeds. Ronald McDonald Family Rooms are an extension of the Ronald McDonald House program and provide a haven within the hospital for the families of children undergoing treatment. Raffle tickets will be distributed to NSQG members in January.

Comfort Quilter's will bring 48 children's quilts made by members of Northern Star to the Behavioral Unit at Westchester Medical Center this month. They will resume meetings on the first and third Wednesday of the month after the New Year. Meetings are held from 9:00 to 3:00 at the North Salem Ambulance Corp at 14 Daniel Road, North Salem NY. Exit 9 off 684. Bring your lunch and your machine and join us for a day of sewing fun. We are in need of batting; if you have a whole or partial batting that you do not plan to use, please bring it to the Dec. general meeting.

Susie Andersen, Charitable Activities



### 2008-2009 NSQG Board

President	Carolynn Young cjyoung1@comcast.net	Vice President, Education	Carol Sterk csterk@optonline.net
Secretary	Barbara Jay bj@jpus.org	<b>Directors</b>	
Treasurer	Cathy Jankus cathy_jankus@nymc.edu	Assistant to the President	Andrea Winter adwinter@optonline.net
Vice President, Communications	Terri Gavin tgavin@quiltingpro.com	Charitable Activities	Susie Andersen manderse@optonline.net
Vice President, Programs	Carol Mayefsky cmayefsky@gmail.com	Hospitality	
Vice President, Membership	Jackie Fowler jfowler8@verizon.net	Special Events	Janis Tobias Rizy@us.ibm.com
Vice Presidents, Quilt Show	Mayann Weinberg Mayann01@hotmail.com	Library	Noreen Graham bngraham13@gmail.com
		Ex-Officio President	Mary Cannizzaro antmaryc@optonline

## Shows and Exhibitions

\*"Fons & Porter Masterpieces," now through December 31, 2008, People's Place Quilt Museum, Route 340, Intercourse, PA; 800-390-8436; [QuiltMuseum@GoodBooks.com](mailto:QuiltMuseum@GoodBooks.com), <http://www.PPQuiltMuseum.com>.

\*"Patchwork Politics: From George to George W.," now through December 31, 2008, The Heritage Center Museum, 5 West King Street, Lancaster, PA; 717-299-6440; <http://www.lancasterheritage.com>.

\*"The Ella King Torrey Collection of African American Quilts and Other Recent Quilt Acquisitions," now through January 31, 2009, Philadelphia Museum of Art, Philadelphia, PA; <http://www.philamuseum.org>.

### Other Events

\*Political quilts for sale at 25 percent discount through Inauguration Day 2009, Laura Fisher Antique Quilts, 305 East 61<sup>st</sup> Street, New York City, 212-838-2596, <http://www.laurafisherquilts.com>.

\*"Gothic: Dark Glamour" now through February 21, 2009, at the Museum of the Fashion Institute of Technology, Seventh Avenue at 27<sup>th</sup> Street, New York City; 212-217-4558; <http://www.fitnyc.edu/museum>.

\*"Paris/New York: Design Fashion Culture, 1925-1940," now through February 22, 2009, Museum of the City of New York, 1220 Fifth Avenue at 103<sup>rd</sup> Street, New York City; 212-534-1672; <http://www.mcny.org>.

\*"Twixt Art and Nature: English Embroideries ca. 158-1700," now through March 15, 2009, Metropolitan Museum of Art, Fifth Avenue at 82<sup>nd</sup> Street, New York City; <http://www.metmuseum.org>.

\*"The Essential Art of African Textiles: Design Without End," now through March 22, 2009, Metropolitan Museum of Art, Fifth Avenue at 82<sup>nd</sup> Street, New York City; 212-535-7710; <http://www.metmuseum.org>.

\*"The Seduction of Light: Ammi Phillips/Mark Rothko Compositions in Pink, Green, and Red," now through March 29, 2009, American Folk Art Museum, 45 West 53<sup>rd</sup> Street, New York City; 212-265-1040; <http://www.folkartmuseum.org>.

\*"Identity by Design: Tradition, Change and Celebration in Native Women's Dresses," now through September 30, 2009, National Museum of the American Indian, 1 Bowling Green, New York City; 212-514-3888; <http://www.nmai.si.edu>.

### World Wide Web Sites

\*Alex Anderson at

<http://www.alexandersonquilts.com/podcast>

\*Annette Hendricks at <http://www.quiltingforlife.com>

\*Annie Smith at <http://www.simplearts.com/blogs>

\*Blank Quilting at <http://www.BlankQuilting.com>

\*Bonnie McCaffery at

<http://www.bonniemccaffery.com/podcasts.html>;

<http://www.bonniemccaffery.com/vidcast.html>

\*Cheryl Lynch at <http://www.cheryllynchquilts.com>

\*Designers Guild at <http://www.designersguild.com>

\*Gail Thomas at <http://www.gailthomasart.com>

\*Helen Godden at <http://www.helengodden.com>

\*Kathy McNeil at <http://www.kathymcneilquilts.com>

Nancy Hantman


## Hospitality

This December, all members (letters A to Z), are invited to bring a favorite holiday treat to share with your NSQG friends. In addition, members are invited to participate in a gift exchange of a quilt related item not to exceed \$10. When you deposit the gift into the basket, you will take a ticket that you can exchange for a new gift. Remember to put your name on the gift so the recipient can thank you.

Let's remember each other this holiday season through the gift of friendship, fun, and food!

Susan Wilterding

the  
**quilt cottage**  
fabrics • yarn • gifts



414 mamaroneck avenue  
mamaroneck, ny 10543  
  
(914) 777-1-333  
  
nancy c. rosenberger



## World of Quilts XXX News

There is some really exciting news to share with you about our 2009 Quilt Show. Sharon Schamber, who will be lecturing and giving demonstrations at our spring show, was awarded the Best of Show at the International Quilt Festival in Houston last month.

Thanks to Carol Mayefsky for continuing to bring us the biggest names in quilting for our show and for our monthly meetings.

Mary Cannizzaro is finalizing the list of vendors and will soon have all the contracts signed for our shopping pleasure. Also, I hear that she met some potential vendors while attending the Houston show..



Susie Andersen has already started preparing her beautifully packaged fabrics, gift baskets and small prizes for the Sweepstakes booth. This popular

feature of our show relies on the membership to bring in a variety of items and allows visitors at the show to win a prize of their own choosing! All donations of fabrics, books, notions, art supplies, gifts and nearly anything else are happily received at each meeting and may be dropped off at the first round table near the library corner.

The Quilt Exhibit is of course the most important part of the show. Every member has the opportunity to participate by creating whatever type of quilt they prefer to make. We hope everyone will try to enter at least one quilt in the show. If you have not entered before, we especially hope that you will try to overcome any fears you may have about exhibiting your work. You can contact registrar Margaret Phillips if you have any questions about the registration process or the safety and handling of your precious works of art. You can rest assured that your baby will be treated with respect and kindness. [Margphillips@optonline.net](mailto:Margphillips@optonline.net)

If you decide to enter the competition, you can also rest assured that Janis Tobias and Carolyn Salon, who have many years of judging-day experience, will do their best to see that the day runs smoothly. The judging is fair and each quilt gets the attention and care it deserves. Military precision and planning are required to collect, package, and transport the quilts, and to create a schedule for the judges throughout the day.

A note about categories: each year the registration forms are reviewed and categories analyzed in

order to keep up with changes in quilt-making trends. Because the number of techniques has exploded over the past couple of years, the definitions of some of the categories also need to be re-worded. Quilts now vary in size from "inchies" to large quilts requiring more space in the show.

Two of the areas that have been really confusing, and controversial are 1) the catch-all categories formerly known as "Mixed Techniques" or "Other Techniques", and 2) quilts created by more than one person.

1) If you remember when "Mixed Technique" was once defined as a combination of pieced work and hand appliqué, I think you will understand how necessary it is to keep up with the times, while recognizing the work of those of you who still wish to compete in the traditional art forms.

2) Comments and suggestions have been received by me and other Board members about the decision to move pieces quilted by paid professionals into the non-judged category. Many who quilt their own work or would like to try were very pleased with this decision. Others were understandably disappointed. We brought this up in the October newsletter because we wanted you to be able to make informed decisions about finishing your quilt in advance of the usual registration process. Please call or e-mail me ([mayann01@hotmail.com](mailto:mayann01@hotmail.com)) if you have any other questions or suggestions.

Mayann Weinberg, VP Quilt Show


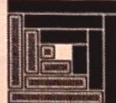


### Jelly Bean Quilter

Long Arm Machine Quilting

Mary Eddy  
2 Currituck Road  
Newtown, Ct 06470-1306

Phone (203) 426-7911  
[jbquilter@earthlink.net](mailto:jbquilter@earthlink.net)  
[www.jbquilter.com](http://www.jbquilter.com)



**woodstockquiltsupply**  
for all your quilting needs!<sup>TM</sup>  
79 linker street | woodstock, ny 12498 | (845) 679-0733  
store hours mon-sat 10-6 | sun 11-5

[www.quiltstock.com](http://www.quiltstock.com)  
always open on the web!