



Northern Star Quilters' Guild

P.O. Box 232 · Somers, NY 10589

PAT DAVIS, EDITOR

FEBRUARY, 1984

FROM OUR PRESIDENT...



Can you believe we actually had a meeting of the NSQG without inclement weather? Has the spell been broken? Maybe it was all due to Mickey Lawler who was a super speaker, in case you missed the meeting. Thanks to Alice for planning the meeting and Mickey for doing It!!

I'm really excited about the activity generated so far this year - and it's only January. Good response to Back to Basics workshop series, the Star Quilt is actually being quilted, aprons being made for the Show - I hope they will be brought in for Show & Tell. The Quilt Show flyers are in the mail, and the raffle quilt is being quilted!! Isn't it great to be a part of such an enthusiastic super group!?

The Nominating Committee for 1984 is Carol Seaboldt, Chairperson, Jean Sparacin, Barbara Hendey and myself as Board representative. The primary function of the committee is to prepare the slate of officers and conduct the elections to be held at the May meeting. There are six elective offices; President, 1st. Vice-President (program), 2nd Vice-President (membership), Corresponding Secretary, Recording Secretary and Treasurer.

Board members share ideas, provide encouragement and give lots of support to each other. You don't work alone. It is a super team effort. You don't have to wait to be asked. We are a big group and unfortunately we don't know everyone's talents and interests. If you are interested, contact a committee member. If you know someone you would

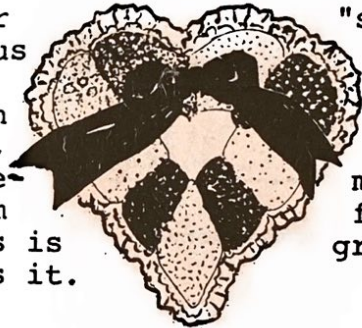
like to see in office, they would also like to hear from you. Call Carol at 424-3595, Jean at 941-8422, or Barbara at 949-7582, or myself at 666-4257.

See you February 14th and in the meantime....

Keep on Quilting...Ginny Watson, Pres.

"HAPPY VALENTINES DAY"

Leave your and join us February meeting on same time, The excitement and enthusiasm for the coming events is don't miss it.



"sweetheart" for our general Feb. 14, same place. ment and for the coming, so

WHO KNOWS???

Is there anyone out there who knows of a quilt shop or quilting organization or just a quilter in London, England. If so, please contact Ardis James at 666-3774.

THANK YOU



Many thanks to the following gals who supplied us with the delicious goodies at the January meeting:

Pat Baker
Claire Haworth

Bertha Given
Marge Foulkes


Dinah Schell,
Hospitality

BOARD MEMBERS for NSQG 1983-84

Ginny Watson	President	666-4257
Alice Dokken	VP-Program	232-4279
Diane Durr	VP-Membership	265-2774
Joan Crawford	Treasurer	279-3457
Penny Black	Rec. Secretary	271-8846
Jill Tucker	Corr. Sec'y.	232-9412
Pat Davis	Newsletter	248-7525
Claire Oehler	Quilt Show	277-4958
Connie Iurato	Special Events	271-5961
Terry Reilly	Resource and Education	428-3468
Linda Lim	Publicity	248-7623
Dinah Schell	Hospitality	763-3531

WORKSHOP.....

A workshop is being held for those of you who are interested in creating articles of clothing for the Fashion Show at the Quilt Show. This workshop involves creating children's clothing and adding decorative touches to readymades. The dates are February 9 and 15. from 7:30 to 9:30 pm. For more information, please call Jean Jackson at 628-6044.



The Cotton Gin
Fabric & Craft Shop

CAROLYN RODINO PAT AMOROSO
310 MAIN STREET
PHONE (914) 831-4380 BEACON, N. Y. 12508

MONDAY THRU FRIDAY 10:00 A.M. TO 5:30 P.M.
SAT 10 A.M. TO 4 P.M. CLOSED WED DURING JULY & AUG
JULY & AUGUST 10:00 A.M. TO 4:00 P.M.

WORKSHOPS

NAME: Stenciling
 TEACHER: Barbara Hendy
 CLASS LIMIT: 6
 DATE: Fri., Feb. 17th
 TIME: 9:30 AM TO 12 noon
 SUPPLIES:
 FEE: \$5.00 plus \$2.00 for materials

SEND CHECK TO: Barbara Hendy
 102 Ralph Ave.
 White Plains, 10606
 949-7582

PLEASE NOTE:

On all workshops, a materials list will be sent to you upon receipt of your check.


A teacher may cancel if the minimum number of reservations is not received

Some teachers may charge a fee for materials.

Please remit by mail with the following information written on a sheet of paper:

- workshop name, date, and time
- your name
- your telephone number

THREADNEEDLE HOUSE



81 North Grockey Avenue
 Chappaqua, New York 10514
 238-8633

IMPORTED & DOMESTIC FABRICS* PFAFF SEWING MACHINES*DESIGNER FABRICS* NOTIONS*TRIMS*RIBBONS*BUTTONS* BUCKLES*SEWING CLASSES*CALICOS* QUILTING SUPPLIES* PATTERNS: VOGUE*BUTTERICK*FOLKWEAR

OPEN WORKSHOPS....February, 1984

Our open workshops are continuing this month with the days, times, and places being the same:

Wednesdays, 10 am to 12 noon, Mt. Kisco Lutheran Church (Rt. 172 and Rt. 117).

Wednesdays, 7:30 pm to 9:30 pm, Croton Elementary School, Gerstein St., Croton.

Thursdays, 1-3pm, 79 Davis Ave., White Plains, (home of Carolyn Hughes).

The workshops are as follows:

Log Cabin

Wed., Feb. 1, and Thurs. Feb. 2

Quick Piecing

Wed., Feb. 8 and Thurs. Feb. 9

Applique *

Wed., Feb. 15 and Thurs., Feb. 16

*Ideas for creating a quilt block for the contest will be discussed during the applique workshop.

Everyone is welcome to attend - no pre-registration is required - a fee of \$5.00 per workshop is charged - payed at the door. Plan to attend any or all of these workshops. Be prompt! A teacher is waiting.

Bring to each workshop: basic sewing supplies, graph paper - 4sq. to the inch, fabric for a square - may be scraps, (3 or 4 prints and 1 or 2 solids, approximately ¼ yd. each).

The teacher will help you plan a sampler quilt" or other quilt project at each class.

For further information, call:

Mt. Kisco	Croton	Wht. Plains
Ginny Watson	Penny Black	Terry Reilly
666-4257	271-8846	428-3468



CALICO


OVER 1000 PIECES OF CALICO
SOLID COLORS • CHRISTMAS PRINTS

ELY • WALKER • PETER PAN • VIP
WAMSUTTA • RUSTICANA
LOGANTEX • MARCUS BROS.
SPRING KNIGHT • QUILTER'S CLOTH

OVER 40 DIFFERENT QUILTING BOOKS
QUILTING HOOPS • BATTING • KITS
QUILTING NEEDLES • PILLOW FORMS
PATCHWORK & APPLIQUE PATTERNS
QUILTER'S QUARTERS • TEMPLATES
STENCILS • QUILTING LESSONS

*The One Stop Shop For
All Your Quilting Needs*

HIGHLAND NEEDLECRAFTS
CROSS PATCH QUILTING CENTER
Route 9, Garrison, NY 10524
914-424-3443
MON - SAT 10-4 THUR NITE TILL 9



COMING EVENTS

"20th Century Quilts" - Feb. 19-Mar. 23. 3-5 p.m. A display of experimental contemporary quilts, featuring work by Jan Myers, Ruth McDowell, Fay Goldey, Victoria Faoro, Jean Johnson, Joyce Schlotzhauer, Judy Spahn and others, as well as examples from the early decades of the 20th century.

For more information, send S.A.S.E. to Jean Seligmann, Cortland Arts Council, 23 Main St., Cortland, NY 13045.

Mt. Beacon Expo - 4th Annual Quilt Show, Sat. April 28th, '84 10 to 5 Cor. Main & So. Chestnut St. Beacon, NY 12508

Benefit-Howland Circulating Library For Information Call (914-831-1134)

Workshops & Demonstrations- Quilting Flower Arranging - Baskets- Stenciling on Fabric, Hand Made Dolls Soft Sculpture.

Refreshments & Free Parking - Buses welcome, write for brochure.

NEWS FROM OUR QUILT SHOW COMMITTEE

The Quilt Show brochures are available with the schedule of events for the two days of the show, May 5th and 6th. Several thousand pieces have already been distributed. The brochures also have information about displaying a quilt.

The information on the quilt block contest is also available, and was distributed at the January meeting. It will continue to be available at the general meetings, and from Dolly Bouton (628-6901).

Alice Dokken made a big hit at the Jan. meeting with her six versions of the new NSQG apron. Each Guild member who will be volunteering her time, talent, and energy at the show, will wear an apron bearing the NSQG logo. The apron will identify the wearer as a member of the Guild, and will add a special touch to the show. Each volunteer will make her own apron (unless she can find someone else to make it for her). The Guild will supply the pattern for the star logo (drafted by Gloria Hartley), and the two blue fabrics for the star and borders, trim, etc. The apron must have a star on the bib, and should use Cotton Cool muslin for the skirt, etc. But, it may be individualized by adding a ruffle, eyelet, lace, a pocket (plain or fancy), etc. Alice will be conducting an apron-making HOTLINE - for help from start to finish or just for advice on piecing, cutting, bordering, sewing the apron itself, call and then come over with the necessary equipment for help. Alice will make Thursday mornings from 10 am to noon available for this activity. The blue (light and dark) fabrics for the star design and the pattern will be provided. You are responsible for getting 1½ yds. of Cotton Cool muslin to finish the apron. Come on over, the coffee will be on.

Alice Dokken 9 Orchard Lane
232-4279 Katonah, NY

Off Rt. 117, in Katonah, across from the A&P, second house on right, name is on the mailbox.

The rest of us would love to see your finished apron, so please bring it with you to the general meeting!

The raffle quilt is in the midst of being assembled as the newsletter goes to press, and will be in the quilting stage by the time you read this. Please call Pat Wiley (962-9375) for the quilting schedule. The raffle tickets will be available soon, and each member will be expected to sell them.

Please keep in mind the many ways that you can participate in this show. YOUR quilt show - you may make and sell items in the Guild Boutique, you can make one or more articles of clothing for the Fashion Show, and of course you can make a quilt or wall hanging for exhibit and/or sale.

As you all know by this time, Chris Wolf Edmonds will be our featured lecturer. She will be arriving on Wednesday evening and will be conducting two one-day workshops for the Guild members only, on Thursday May 4th and Friday May 5th. The workshops will be \$20 each limited to 30 participants each, first come, first served. Reservations only accepted when accompanied by a check. Reserve with Terry Reilly, 71 Ralph Ave. White Plains, NY 10606

(1) Thursday, May 4th: "From Line To Form - Participants learn to see, draw, and construct figures in such a way that they can shade and color them to make two-dimensional lines appear to become three-dimensional forms. The emphasis is on forms which require applique techniques, specifically the human face.

(2) Friday, May 5th: "Visual Illusions in Patchwork" - Participants work with a number of traditional patchwork forms (first in paper, then in fabric) to discover new geometric combinations and emerging three-dimensional visual illusions. Emphasis is on geometric forms which require piecing techniques.

Workshop participants will be provided with a materials and supplies list.



Claire Oehler,
Chairman

PROGRAM...

(XXXXXXXXXX)

I was so pleased to see so many of you come out for the Jan. meeting. It did not snow or rain but the weather was a bit cold for 137 of you to come out. Mickey Lawlor was such fun to meet and listen to. She seemed to have something new for all of us to learn about color and fabrics. If you missed the meeting, you will have another chance to hear her when she is one of the lecturers at the Show in May.

February 14, we will hear Maria Belden from Port Chester speak to us about the names and history of quilts. She invites us all to bring old quilts that are of uncertain times and names to be looked at and possibly named and located as to origin. Maria is a teacher of quilting in lower Conn. and New York and has been involved in quilting many years.

March is one of our feature speakers of the year. It has taken some time and a lot of arranging to have Helen Kelley come all the way from Minneapolis to speak to us, but I am sure you will enjoy her. She will be giving a workshop on the morning of the meeting. The subject and charge for that will be forthcoming. Have you read her articles in the Quilter's Newsletter? The last one was entitled "10 Things To Do With A Blizzard". Some very good suggestions for us all during this winter weather. Some of her work has been shown in past issues of the same magazine.

The April meeting has been rather open to suggestions for the past few months but having had many comments from members and some board members, I have decided to try to repeat, with many additions and some hands-on work, the meeting we had last Spring where there were so many new ideas and tricks to add to your skills of quilting that you never could get around to all the demonstrations. That long-winded sentence is the way this meeting will be - so full of information and opportunities for learning that you will be breathless from the effort of trying to get to everything. If you have something you would like to demonstrate to the group, we would love to give you this opportunity to share and

PROGRAM, cont.

help us with the program. Just give me a call. In case you forgot - I am the program chairman, not the entertainment committee. If you have something you would like to know about but don't know any source for the information, let us try to help you.

The May meeting is Sandi Bard who will also be a speaker at the Show the week before. You may want to let our guest at the Show hear her there and just come to the meeting on the 15th and really get a relaxed time to hear her and see the lovely vests and other things that she makes.

On June 19, we will wind up this year with our salad supper and our own really big "mini-show".

The response to the apron-making project was a wonderful surprise. How nice it would be to see all of you who have your aprons completed by the Feb. meeting come and show them to the group. Hopefully, it would inspire the rest of us to get them finished well before the show so there is still time to finish those quilts, too.

January was our biggest meeting in the history of the Guild. We have some terrific times yet planned this year. Bring your friends - I hate to see anyone miss out.Alice Dokken

Baskets, Boxes, Things

GINNY WATSON
50 Hillside Avenue
Mt. Kisco, NY 10549
(914) 666-4257

CLAIRE OEHLER
Bonny Drive
Somers, NY 10589
(914) 277-4958

Round & Oval Nesting Baskets
Carolina Baskets
Pins & Earrings w/ Quilt Design
Metal Quilting Templates
Round & Oval Shaker Boxes

VISIT THE

Calico Shoppe
 AT STRETCH N' SEW
 275 SO. CENTRAL AVE.
 HARTSDALE, N.Y. 10530

Directions:

Rt. 287 to Exit 4.
 South on Rt. 100A to Central Av.
 Turn right. 1/2 mile on Right.
 Mid-Central Plaza

QUILTER & CRAFT PERSON
 NEEDED FULL TIME TO HELP
 MANAGE CALICO SHOP.
 STRETCH & SEW 428-7780

SAVE \$400
 ON A
BERNINA 930
SEWING MACHINE

We have just 8 classroom machines available,
 used by our teachers for 1 year, at an
 incredible savings of \$400!!
 Full "new machine" service & warranties.

*To be sold on a
 "First Come" basis.*

Stretch & Sew

275 S. CENTRAL AVENUE
 HARTSDALE, N.Y. 10530
 (914) 428-7780

THE STAR QUILT

The NSQG's very own Star Quilt will probably be finished and displayed for the first time as a completed quilt at the February 14th meeting. It is quite a large quilt, measuring approx. 103" x 108", with 47 star blocks of varying sizes. It is striking looking in white, yellow-gold, ice blue, and navy blue. Started two years ago, this is the first group quilting project for our Guild, and as such, offers an interesting educational opportunity. It represents many different levels of quilting expertise, from beginner to more experienced, many of whom have increased their skill level from the time of participation in this quilt. In our never-ending quest to improve our skills, we should be aware of the basics of quilting:

- * washing and ironing fabrics
- * measuring, marking and sewing accurately
- * matching seams carefully and accurately
- * using 100% cotton fabrics
- * cutting on the straight of grain
- * for applique work - using matching color thread, taking small invisible stitches, neither too loose, nor too tight; letting no marking lines show, letting no raw edges show.

The only way to learn is by doing, and the only way to improve is by doing, and doing, and doing... Everyone who has participated in the production of this quilt has learned something from it, whether they pieced, appliqued or quilted it. Any ideas for another Guild-size group quilting project? Happy Quilting!





Appraisers and Auctioneers

523 East 73rd Street, New York, N.Y. 10021 Phone (212) 628-1700

CARE & STORAGE OF QUILTS

Although we suggest you seek out a professional quilt washer and restorer, if you have a quilt in good condition* and feel confident to wash it at home, the following suggestions will come in handy...

Wash on gentle cycle with a small amount of mild detergent, avoiding products containing bleach. Rinse very well and if possible avoid the spin cycle... twisting or wringing a heavy wet quilt may cause the stitching to break. If it looks like a fabric has never been washed, press it with a damp white cloth to check for dye runs. Quilts are made of many different fabrics, check all that look like they might "bleed."

Roll wet quilt in towels to absorb moisture and dry it spread out flat on clean sheets. Quilts may be hung out on a line out of direct sunlight and taking care to support the weight of the quilt evenly. While damp, gently pull the sides straight.

If necessary, steam iron lightly on the wrong side through a terrycloth towel.

Launder quilts every few years (5) to prevent yellowing and air out at least once a year. Store loosely rolled in a clean cotton pillowcase or, if folded, re-fold in a different manner after airing to prevent foldwear.

*Avoid washing quilts with fraying fabrics, check very carefully. Quilts with any patches of silk, wool or velvet must be hand dry cleaned. If you suspect that the batting inside might be a wool blanket, it must be dry cleaned. Dry cleaning chemicals are not suggested for cotton fabrics. Dry cleaning chemicals will harm fabrics if cleaned frequently.

Treat it kindly and you will have a quilt to love for years and years...

America's only auction house specializing in rare Rugs, Tapestries and Textiles.

(Printed with permission from Edelmann Galleries)



Northern Star Quilters' Guild

P.O. Box 232 · Somers, NY 10588



Kay Thorn
Lovell St., Box 319
Lincolndale, NY 10540

For All Your Quilting Needs!

THE FABRIC SHOP



Over 1,000 pieces of Calico.
Prints and Solids

Quilting books, batting, needles, thread
Poly Fil, pillow forms, hoops, quilters
quarter, stencils, templates, rotary
cutters, boards and seminole strippers.
Quilting lessons. Patterns: Vogue,
Butterick, and Simplicity.

The Fabric Shoppe is a complete quality
store for all your sewing needs. Our
expert sales staff is very knowledgeable
in all areas of quilting, fashion sew-
ing, crewel, knitting, candlewicking,
etc. Come in today and let us assist
you in all your sewing needs.

*10% discount on all fabrics to Northern
Star Quilt Guild members. Show us your
name tag from the Guild to receive your
discount.

The Fabric Shoppe
Baldwin Place Shopping Ctr.
Baldwin Place, NY 10505

corner of Rt. 6 & 118 628-8338
HRS: M-F 9:30 to 9:00, SAT. 9:30 to 6