



# Northern Star Quilters' Guild, Ltd.

P.O. Box 232 Somers N.Y. 10589

Elaine Merritt

NEWS 'N SUCH

February 1991

## Show News

Thanks to all the busy hands that helped to get the brochure mailed in January, and to Brenda Strauss for updating our mailing list and to Simone Montegut for her efficient organization of the job. Together we do great things. At each meeting until the show, I will have extra brochures with me if you need to get the word to a friend or a schedule for yourself. Check out the four inspiring speakers who were secured for us by hard-working Linda Love. And did you notice our "something new"? Nancy Hantman has managed to get promises of up to 18 invitational quilts, and one comes complete with maker, "Painted Metal Ceiling" by Anne Oliver. Anne will be our artist-in-residence, and will give an on-going demonstration of how she made this quilt, which give our show an added spark.

Are you selling those raffle tickets? What? You don't have yours? Come to the meeting and Liz Doyle will hand them over. If you don't make it in Feb. Liz will mail them to you, and then let's all get busy for the Hospice. Our quilt is truly a beauty and worthy of the effort, as all who attended in Jan. saw. It does, however, still need some quilting. If you have time to quilt call Mary Leahy (669-8390) or Susie Lawrence (669-5805) to find out where it is.

At Feb. meeting, we are going to be admiring your challenge blocks, which will again receive a special display at the show, so get those needles busy, and finish them up. It's always fascinating to see the amazing diversity the creative bug infects us with!

And speaking of creativity, are those blocks ready for the quilt block contest? Deadline is Mar. 8, so much to do!!!

Anne Fitzell is looking for finished products from Guild sponsored workshops given in the past, even from several years ago, to create a special display at the show. There are hangings, quilts, dolls, vests, jackets out there. We'd like to puff out our chests about our Guild and what it has given us. Ann will have a sign-up sheet at the next two meetings, so please let her know if you have something you would be willing to show. We could probably fill up the whole gym if everyone wasn't so modest about showing their things.

We will be needing housing for a few people on Friday and Saturday of the show. If you have room for a vendor or speaker, please let me know. (279-8840).

Just three months to show time-- can it be possible????

Pat Baker

\*\*\*\*\*



# President's Corner



From the looks of things at January's meeting, the efforts of this year's Quilt Show Committee are coming along very well. If you missed the meeting, you can still obtain a copy of the volunteer information from Jane Fulton.

I remember the first Quilt Show I worked on as a volunteer (Quilt Show III). I was quilt watching and had on my white gloves, walking back and forth, really just looking at the quilts and feeling very self assured because all I had to do was pick up an end of a quilt and show off the back of it. This was easy. All of a sudden a gentleman came up to me and asked a question! Initially, I was shocked - a question - a man, for goodness sake. I swallowed, listened, and I KNEW THE ANSWER! Well, needless to say, the rest of the weekend went along like a dream. I had so much fun and met so many people.

Granted, volunteers work very hard, but when Sunday night comes along, you have gained so much along with the knowledge that you belong to this wonderful group of men and women - named QUILTERS.

Now a brief word about this month's meeting. Remember, the meeting will start at 7:30 p.m. If you can please try to come early since there is a full evening's program scheduled. It would be a good time to sign up for workshops, trips (we have two scheduled), volunteer signup, pick up your raffle tickets and socialize. Further on in this newsletter will be instructions regarding the challenge project. Remember to put a star somewhere in your piece.

See you all on the 12th.

Karen Hagert

## FINANCIAL REPORT

BALANCE FORWARD 11/30/90 \$10,873.81

### CASH DISBURSED

NYS Sales Tax	263.41
NSQG insurance 9/90-9/91	1,026.35
Newsletter	176.60
Program	166.84
Resource & Education	60.00
<b>TOTAL</b>	<b>1,693.20</b>

### CASH RECEIVED

Nov. mtg. raffle	160.00
Dec. mtg. raffle	95.00
Check return fee	4.00
Membership	285.00
Pins (NSQG)	50.80
Boutique (Holiday)	37.01
Workshops	565.00
Newsletter ad	15.00
<b>TOTAL</b>	<b>1,211.81</b>

BALANCE 12/31/90 10,392.42

### INVESTOR'S CHOICE ACCOUNT

Interest 12/31/90	30.88
Balance 12/31/90	\$5,433.99



Our February meeting will be held at The Somers Intermediate School on Feb. 12th. Doors open at 7 pm with the Business Meeting commencing at 7:30 pm. Please note.

### General meeting dates:

Mar 19, Apr 16, May 21 & June 18th

### Board meeting dates:

Feb 26, Mar 26, Apr 23, May 28 & June 25th.



# Programs

February 12th's meeting is going to be an exciting one. Jennifer Regan, up until recently a resident of Cambridge, Mass., will be our guest speaker. Jennifer is an author, poet, and quilter of stories. "Every quilt has a story to tell," begins her new book on the history of American quilts.

Her lecture will be "The Auto-biographical Quilt" - the same topic she will cover in workshops at the Great American Quilt Festival in May. Remember how moved we were by our December meeting? Jennifer's quilts usually draw the same reaction- deep, personal feelings remembered in stitches.

This meeting will also be the due date for our Challenge Quilt Show. We need plenty of time for this and our speaker, so please note that the business meeting will commence at 7:30 p.m. instead of 7:45.

At the regular raffle Jennifer's book American Quilts: A Sampler of Quilts and Their Stories will be featured as will other special items for the quilter.

There will be NO regular Show & Tell this month, just the challenge show. Bring your "goodies" to the March meeting.

FABRIC RAFFLE: Bring  $\frac{1}{2}$  yd of a solid in a pastel shade to create a palette you could use for the block contest. Yes? One winner gets all!!!

1992 Quilt Bulletin:

Thanks for your enthusiastic response at the January meeting. Please return your finished 6" blocks ( $6\frac{1}{2}$ " with the seam allowance) and any leftover fabrics to Eleanor Scarcella at the Feb. meeting or mail it all to her at:

RD #2, Box 129Y  
Granite Springs, NY 10527

Eleanor Scarcella

## NOTES FROM THE EDITOR:

As we live our daily lives we can't help but be struck by the fact that we are indeed living in historical times. Times I'm sure we would prefer not to see.

But, as others before us, our needles portray our distress and our hope. Karen Hagert's presentation of the quilt she made for her son, Peter, (Dec meeting) has given me pause for thought. As a mother of a young Marine I could immediately identify with her feelings for her desert bound son and her need to express her love with her needlework.

I'm sure when she made that quilt she had no idea of portraying a period of history but she has. Do you think the individuals who made quilts for their families in the 1800's realized they would someday be labeled by quilt historians as Slave Quilts, Civil War Quilts, or Lincoln Quilts? I think not.

Sometimes we are so lost in studying history we forget we are living in it, indeed creating it. Each of us a small part of the whole.

I have designed a quilt that portrays my desire for peace and the source of all peace as I know Him, and as I work on it, my prayers will fly upwards for all our children.

Wouldn't it be wonderful if someday a quilt historian labeled the quilts of today as coming from the period that preceded world peace and understanding?

It is my hope and desire.

Elaine Merritt





## CHALLENGE QUILT:

The Feb. meeting is close at hand. However, there is still plenty of time to get started on those challenge quilts, if you haven't already done so.

If you do not yet have your piece quilted and bound, please bring it in anyway. While it cannot be judged by the guild if it is not finished, we would like to see it and have it registered for the "Challenge Display" at World of Quilts 12. It must be finished for the Quilt Show so it can be displayed and judged for 1st, 2nd, and 3rd place "Viewer's Choice". Those not shown and registered at the Feb. meeting, will not be hung with the "challenge display" at the Quilt Show.

We will have our own "in house" judging at the Feb. meeting for those that are finished. The guild members that are present for the Feb. meeting will be able to vote on: "Best Interpretation of Theme" (Hearts & Flowers), "Most Imaginative Use of Color" (black, Red, Purple), and "Viewers Choice".

Each winner in these 3 categories will receive blue ribbons. At the Quilt Show, after the voting on "Viewers Choice", we will also display your "in house" blue ribbons on your piece as well as the Quilt Show's "Viewer's Choice".

Last year we had such a beautiful array of challenge quilts for which we received so many wonderful comments from the viewers at the Quilt Show. This year we would also like to have a big display to show what wonderful talent our guild members have. It also shows a guild that is hard-working, enthusiastic and cooperative. Our capabilities are enormous.


Remember, your piece does not have to be elaborate, plain and simple is also beautiful. We just want your best efforts. All levels of expertise is welcome and wanted. Let's get to work if you haven't already done so.

For those bringing in challenge quilts, please come early. The meeting starts promptly at 7:30. therefore we would like you to bring in your quilts at 7:00 p.m. The members of the committee need time to get each quilt registered and hung before the meeting starts. Remember, all quilts, finished or unfinished need to be registered at the meeting in order to be hung at the quilt show.

We are looking for a member to serve on the challenge committee for next year's challenge. Also if any of you have ideas for a challenge, please call any member of the present committee with your ideas. We welcome all ideas.

The "Hearts & Flowers" challenge rules are repeated for those that need them:

The finished block can be any shape you wish - square, rectangle, asymmetric etc. If you make your block as a circle, the completed circle should have a diameter no smaller than 24", nor larger than 40" at its widest point. If you choose to make any other shape block, it must be no smaller than 96" perimeter nor larger than 160" perimeter.  
block,  
beginning.





CHALLENGE CONT.

You must use at least 3 fabrics as follows:

- A. Black solid
- B. Purple solid or print
- C. Red solid or print

You may use up to 9 additional fabrics for a total of no more than 12 fabrics.

There must be a star somewhere in the piece.

You may use any pattern or combination of patterns you wish and the wall hanging may be hand or machine pieced or appliqued.


Wall hangings must be quilted and bound, and may be hand or machine quilted. You may title your quilt, if you wish. The piece must be specifically made to meet this challenge.

There will be no show & tell other than the challenge pieces.

Pat Bartimoccia - Committee Chairman

Challenge Committee:

Pat Bartimoccia	628-6820
Carolyn Koetse	245-5583
Susie Lawrence	669-5805
Edith Pryor	232-4620



COMING EVENTS

New England Quilt Museum- Jan 30-March 17 will present "Connecticut Quilts-The Love We Make," a show featuring a collection of quilts, antique to contemporary from Ct. For info: 508-452-4207

The Trumbull Piecemakers- quilt show is Apr 20 & 21st. from 10 am - 4 pm. at the Trumbull High School, Trumbull, Ct. For info: send a SASE to Carmen Prouix, 12 Tieney St, Norwalk, Ct. 06851

Red Rose Quilters of Lancaster, Pa. present a quilt show entitled "Tradition & Beyond" May 31, and June 1st. You are invited to enter your quilts in the show. See the editor for copies of entry forms. or call Myrna Oak 717-569-5991 for information.

The Great American Quilt Festival- May 1-5, 1991, Pier #92 on the Hudson River, New York City. Hours: Weds, Thurs & Fri 10am-8pm Sat.10am-7pm, Sun. 10am-6pm.

Dutchess Heritage Quilt Show V a judged show at Dutchess Community College, Falcon Hall, Pendell Rd, Poughkeepsie, NY Sat, June 1, Sunday June 2nd. 10 am - 5 pm

\*\*\*\*\*

1990-91 BOARD OF DIRECTORS

PRESIDENT-Karen Hagert	271-5732
V.P. PROGRAM-Eleanor Scarcella	248-8281
V.P. MEMBERSHIP-Joyce Sullivan	277-3832
TREASURER-Peggy Mc Kinney	737-0626
REC. SEC'Y-Sharon Wren	277-4821
CORR. SEC'Y.-Linda VonAhn	628-5380
RESOURCE-Joan Crawford	279-3457
SP. EVENTS-Susan White	278-9569
HOSPITALITY-Rita Palumbo	276-2089
PUBLICITY-Laura Paden	628-8180
NEWSLETTER- Elaine Merritt	737-6169
QUILT SHOW- Pat Baker	279-8840



## PERSONAL GLIMPSES:

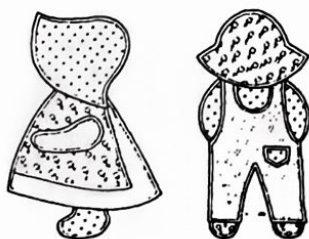
When I spoke to Liz Doyle for this month's interview she was taking a well-deserved week off during the busy holiday season. Liz was born in Rockville Center, and has a sister and two brothers. Liz, like so many of us has a busy life; with two children at home (aged 7 & 11) and a college student that competes in swim meets that require a bit of traveling around. Her husband enjoys several hobbies, one of which is fishing, and the family accompanies him to some of his favorite spots. Liz enjoys various forms of needlework such as cross-stitch, needlepoint, and knitting, and likes classical music and the ballet.

What struck me about Liz was the fact that, unlike so many people, she could clearly identify the women in her life who most influenced her love of sewing, quilting and more. Her mother sewed, but basic sewing; her sister also sewed, but was inclined to make more detailed articles, such as suits and prom dresses. Her mother's mother knitted and an aunt was the person Liz fondly recalls as the quilter in the family.

An adult education quilting class was her first introduction to hands-on quilting; Liz like quick-piecing because she can then indulge herself in her favorite: the quilting itself..

Liz has been a member of the Guild for many years, and this year is in charge of the raffle tickets for the show.

Lisa Salvestrini



## SPECIAL EVENTS:

Calling all travel buffs!! Quilters or not, NSQG members or not! I'm looking for travel buffs who are looking for fun, great food, fun, shopping, fun, wonderful quilts and lots more fun.

The trip to Quilter's Heritage Celebration in Lancaster, Pa. is April 5 & 6 (Fri and Sat.)

INCLUDED FEATURES

Round trip transportation  
Accommodations for 1 night-The Continental Inn  
1 Cocktail party  
1 Dinner at Continental Inn  
1 American Buffet Breakfast  
1 Dinner at Good & Plenty Rest.  
Admission to Quilter's Heritage Show  
1 Admission to a lecture  
Quilter's Heritage Tote Bag  
Shopping in Intercourse, Pa and fun.

COST PER PERSON


Single	\$165	Triple	\$142
Double	\$148	Quad	\$139

Sign up today with a \$50.00 deposit to guarantee your spot.

May 4th is the date for our trip to the Great American Quilt Festival in N.Y.C. Sign up today to reserve your space on the bus. \$25.00 covers the cost of transportation and admission to the show.

Susan White 278-9569

\*\*\*\*\*



# Membership

Welcome to our new member in January

Joanne Parks  
21 Bloomingdale Rd.  
White Plains, NY  
10605 682-1718

An updated membership list will be available at the Feb. meeting. Be sure to ask for one at the following meeting if you miss this one.

\*\*\*\*\*



\*\*\*\*\*



914-628-8338

## SUE'S FABRIC WORLD

11 Mahopac Village Center  
Route 6  
Mahopac, NY 10541

Sue Bennett  
Proprietor



Claire Oehler, Owner

**Fabrics - Books - Supplies**  
**Classes - Quilts - Gifts**



Open Mon.-Sat. 9:30 AM - 5:30 PM, Thurs. 'til 9 PM  
(Open evenings of NSQG meetings until 7 PM.)



**The Country Quilter**

Rtes. 100 / 202, Somers, NY 10589  
(914) 277-4820, FAX (914) 277-8604


### WHAT DO THE JUDGES LOOK FOR?

Continuing with our series on how quilts are judged, the following information deals with applique techniques in quilting.

- All background should have grain going in the same direction- preferably vertical.
- Blocks must be uniform in size.
- No raw edges should be evident.
- There should be no shadowing of darker under fabrics.
- All basting removed
- Light colors should be lined or cut away.
- All curves should be smooth with no points.
- All points should be "pointed" except Hawaiian quilting which sometimes has soft-rounded inside points.
- Applique pieces should be consistently placed on blocks.
- Thread must match appliqued piece. However decorative stitching can contrast.
- Sewing should be done in strong small, close, tight stitches.
- There should no pressing distortion.
- Machine applique should be even and cover edge of applique pieces.
- If adding sashing to appliqued blocks, it must be consistent in size and applied with no tucks or ripples. Blocks should line up.

Penny Black  
Judging Committee






NORTHERN STAR QUILTERS' GUILD, LTD.  
P.O. BOX 232  
SOMERS, NY 10589

KAY  
LOVELL ST BOX 319  
THORN  
LINCOLDNALE

NY 10540



FIRST CLASS MAIL



BARNEY GOOGLE