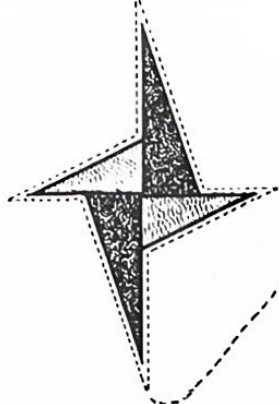


# Northern Star Quilters' Guild, Ltd.



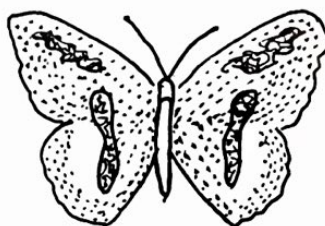
CAROLYN KOETSE



P.O. Box 232 Somers N.Y. 10589

NEWSLETTER

FEBRUARY 1993



## President's Corner

What a wonderful January meeting we had with our own members sharing their creativity and talents. Everyone wished for enough time to participate in every demonstration. Thanks so very much to each teacher for your excellent lessons, and most especially for helping us to know it is not only acceptable to tie a quilt, but charming and exciting as well.

The February 9th meeting will give us another opportunity to see how clever some of our members are through their entrepreneur displays. Turning a hobby into a business enterprise seems like the best of both worlds. Perhaps other members will be inspired to follow a similar path.

Thanks to all of you who made a donation to Quilters' Hurricane Relief. I will ship the boxes out about February 5th. Last minute donations may be brought to or purchased at the Country Quilter or Sue's Fabric World before that date.

A number of Challenge Projects have already been turned in. Is yours about done? February 9th is the big day! See you then, as we all peek through quilted windows at the memories, wishes and dreams of our Guild friends.

Joyce Sullivan

## Guild Calendar

- |         |  |
|---------|--|
| 2/2     | Quilt Show Comm. Mtg.  |
| 2/8     | Deadline to turn in Challenge quilts   |
| 2/9     | NSQG General Meeting at SIS, Rt. 202, Somers<br>Doors open at 7:00<br>Meeting starts at 7:45<br>(NOTE: This is the ONLY General Meeting that does NOT fall on the 3rd Tuesday of the month.) |
| 2/23    | NSQG Board Meeting   |
| 2/23    | March Newsletter Deadline  |
| 2/27    | Super Saturday 9:30-4:30   |
| 3/2     | Quilt Show Comm. Mtg.  |
| 3/16    | NSQG General Meeting   |
| 3/17    | Virginia Avery Workshop  |
| 3/23    | NSQG Board Meeting   |
| 3/23    | April Newsletter Deadline  |
| 3/26-27 | Guild bus trip to "Heritage Quilt Festival"  |
| 4/17-18 | Sheryl Morrow Robinson Workshop  |
| 5/3     | Nancy Halpern Workshop   |
| 5/4     | Judy Dales Workshop  |

\*\*\*\*\*  
PLEASE NOTE: Due to the numerous events planned for the February General Meeting, there will be no "Show-and-Tell".  
\*\*\*\*\*

REMEMBER TO WEAR YOUR NAME TAG AND BRING YOUR COFFEE MUG!

\*\*\*\*\*

## Board of Directors

PRESIDENT-Joyce Sullivan	277-3832
VP PROGRMS-Adrienne Yorinks	669-9450
-Debi Tong Gray	232-0604
VP MBRSHS-Bernice Strauber	245-3581
TREASURER-Nancy Mirman	277-5210
REC. SECY.-Provi Svensson	232-1746
CORR. SECY.-Barbara Sliter	528-9047
RESOURCE & ED.-Lauran Tyler	232-8470
SPEC. EVENTS-Linda von Ahn	628-5380
(BOUTIQUE)-Caroline Kearney	232-7761
HOSPITALITY-Barbara Yerks	769-0471
-Vickie Ramella	769-5245
PUBLICITY-Barbara Broshaus	232-9628
NEWSLETTER-Carolyn Koetse	245-5583
QUILT SHOW-Barbara Lerch	245-3932

## Financial Report

BALANCE 11/30/92	36344.00
GENERAL ACCOUNT 11/30/92	25680.27
Cash received:	
Interest	39.38
Membership	369.05
Raffle	152.00
Cash Dispersed:	
Program	723.42
Resource/Ed	84.72
Boutique	297.00
Newsletter	674.15
Office Exp	31.02
Contributions	1400.00
NYS Sales Tax	566.60
Membership	82.58
Bank Charges	17.25
BALANCE 12/31/92	22363.96
QUILT SHOW ACCT 11/30/92	10663.73
Cash Received:	
Frame rent	200.00
Vendors	2958.00
Cash Dispersed:	
Invit. quilts	5.80
Show Pins	43.10
Balance 12/31/92	13772.83
BALANCE 12/31/92	36136.79

Nancy Mirman

## Membership

Please pick up your membership card when you sign in. Thanks.

Bernice Strauber

## Traveling Quilters

FUN, FABRIC, FUN, QUILTS, FUN, FRIENDS, FUN, FUN, FUN!

March 26 & 27, Friday and Saturday  
QUILTER'S HERITAGE CELEBRATION  
at Lancaster, PA

Double occupancy--\$125

Triple occupancy--\$120

Price includes: travel round trip by deluxe motorcoach; tour Bird-in-Hand and Intercourse; view an Amish and Mennonite antique quilt exhibition; dinner at Miller's Smorgasbord Restaurant; overnight accommodations Friday at the Dutch Family Inn (next to Lancaster Host); Saturday morning buffet breakfast; all day Saturday at the Quilt Show and Vendors Mall; leave Lancaster at 5 p.m. and arrive home about 10 p.m. Pick-up and drop-off at both the Mahopac Village Center and the Somerstown Center.

Call today to reserve your seat. Bring a friend and join us for a great mini vacation. Full payment due at the February meeting or sent to me to confirm your seat. Make your check out to NSQG. For more information or to make your reservation, call or write:  
Linda von Ahn, 30 Greenfield Road,  
Mahopac, NY 10541, (914) 628-5380

## Hospitality

The following members have volunteered to provide goodies for our February 9 meeting: Pat Baker, Carole Burton, Ingrid Cunningham, Tamar Drucker, Lorraine Gansinger, Lois Greagor, Elizabeth Rosenberg, Carol Anne Sears, Cindy Spence, JoAnn Turrin and Suzanna Valentinetti.

Remember to bring finger foods --cookies, brownies, cheese and crackers, fruit, etc. Thanks to all for remembering to bring your coffee mugs and wear your name tags.

Barbara Yerks  
Vickie Ramella

## Challenge Quilt News

Remember last year when you received your September Newsletter and read about our 1993 Challenge? You probably said "That's a good idea and I've got lots of time to do it." Well, guess what? February 9 is the showing of these imaginative, original quilts based on the Attic Windows pattern. If you have been putting off this project, it's time to get the old sewing machine purring and create an "Attic Window Memory". The rules were printed in the September Newsletter. If you can't find yours, call a member of the Challenge Committee.

As this is being written, one quilt has already been turned in. (It was received before Christmas!) If the rest of the quilts you make exhibit half the quality and inspiration shown in this one, we will have our most successful Challenge Exhibit ever! It's not too late to get started. The only size restriction is that your quilt has to fit within a 48" square.

Bring your finished quilt to The Country Quilter, Sue's Fabric World, or to any member of the Challenge Committee by Monday, February 8 (the day before our February General Meeting at which they will be displayed.)

### Challenge Committee

Carolyn Koetse	245-5583
Linda Lim	248-7623
Jennifer O'Brien (203)	746-5280
Edith Pryor	232-4620

## Fabric Raffle

For the February 9 meeting, please bring in as many fat quarters (18" by half the width of the bolt--about 22") or long quarters (9" by the full width of the bolt--about 44") as you wish in reds. Colors other than red if printed with hearts will also be welcome. You will receive a fabric raffle ticket for each quarter yard.

Lillian Colyer

## Programs

In addition to the Challenge Exhibit, the February 9 meeting will be a celebration of the work of Guild entrepreneurs. Raffle items will include those donated by Susan White, Maria Tamaoka, Pat Punton, Sarah Aldrich and others. (All entrepreneurs must come at 7 p.m. to set up their display areas, which we will open up to the membership at the break). There is still time to participate. If you are interested, call Debi or Adrienne.

The March 16 General Meeting will be Virginia Avery's Trunk Show. To celebrate the return of spring, we'd like to showcase the wearable art creations of Guild members by making Show-and-Tell a fashion show. I know you've created a lot of "wonderful wearables" so don't be shy. Have a little fun and share your work with us. If you'd like to be one of our Runway Stars by modeling your creation(s) or to have a friend model your work, call us or let us know at February's meeting. A great time is promised for all!

Adrienne Yorinks	669-9450
Debi Tong Gray	232-0604

**"WHAT I WOULD BE IF I WERE FREE TO BE ME..."**

elinor peace bailey

**Exhibit an original cloth doll that expresses your "inner self" or "alter ego" at World of Quilts XIV in May.** Would you like to be an Egyptian Princess, a Renaissance Maiden, a Mermaid, a Nudist, an Alien from Outer Space... Would you like to run away and join the circus?

All cloth dollmakers are invited to create a doll for this non-juried exhibit, including non guild members. Dolls must be an original design, or an original adaptation of a commercial pattern (i.e. your doll must look completely different than the pattern prototype). If you are interested or would like more information, please call Jane Davila (277-4820-Country Quilter) or Lauran Tyler (232-8470). Dolls will be due by the April 20th General Meeting.

## Quilt Show Report

With less than three months until World of Quilts XIV, it's time to begin thinking of how you can help. Many new members may not realize what an enormous undertaking the show is. There are almost 400 man-hours (AKA quilter-hours) needed to make our show run smoothly. If each of our two hundred plus members work just two hours, we'll be in great shape. "But what do I have to do???", you ask. Many of the jobs are very simple. The following is a brief description of each of the jobs on the Volunteer Chart. I hope it will help you to decide in which capacity you'd enjoy helping us. Please see me to sign up at the February meeting.

**JUDGING OF THE QUILTS:** This takes place the Wednesday prior to the show at the Lincolndale Clubhouse. Professional judges judge the quilts. Volunteers hold up and fold the quilts and write down the judges' comments. (This is a very educational job.)

**BOUTIQUE:** Guild members may sell handmade items at our show. Volunteers are needed to assist in setting up Friday evening and collecting money for the items both days. (No experience needed.)

**QUILT FRAME SET-UP:** Bill Thorn has this job so organized even kids can help, so quilters have no trouble putting these pieces together. This is a very important job. The quilts can't go up until it's done. (This is my favorite job--really!)

**QUILT HANGERS:** The quilt acquisition committee needs help climbing ladders and hanging first muslin, then...the Quilts!! (You get to touch the quilts without anyone yelling at you.)

**POT LUCK SUPPER:** After several hours of work, everyone is hungry so we've organized a great pot luck supper. This section on the chart is for the crew to help

set up, serve and clean up the feast, NOT to volunteer to bring food. (Katie Pearson will have the food sign-up list at the February meeting, or call her at 528-3057. Cooked dishes must be fully prepared and dropped off at the school after 3:30 p.m. Your help is needed to make this a success!)

**INFORMATION BOOTH:** In the center of the lobby is our information booth. Mostly people ask important questions such as "Where's the bathroom?" or "Where are the quilts?" (You get to sit down for this job.)

**ADMISSIONS:** We have two admission entrances and need several volunteers there at all times. Volunteers collect money, stamp hands, hand out programs and chit-chat with the people coming in. (You get to sit down and it's meeting all the people coming in.)

**LECTURE MONITORS:** There will be four lectures each day and volunteers are needed to man the entrance doors and to help the lecturers as needed--perhaps holding up quilts, etc. This is a very popular duty since you get to hear a lecture while fulfilling your volunteer time. Therefore we request that each member sign up to work not more than one lecture per day. Of course, you may go to as many lectures as you choose.

**RAFFLE TABLE:** We sell about 5,000 raffle tickets on our quilt. Volunteers are needed to sell tickets. Basically this is a money collecting job. (Legend has it that the longer you sit in front of the quilt, the better your chances of winning it!)

**QUILTS IN PROGRESS:** This room has quilts in various stages of completion. This job entails sitting in the room, working on a project and answering questions from the public. (You get to do something you love--quilt--while fulfilling your volunteer time.)

**QUILT WATCHERS:** These volunteers are our Show Hostesses. They wear white gloves, and show the quilt backs to interested people. While no experience is necessary, this is an extremely important job and you get to be in the gym with all those quilts while fulfilling your volunteer time.

**SUNDAY NIGHT TAKE-DOWN:** These volunteers take down the quilts, the muslin, and the frames. (You could be free all weekend to enjoy the show and just work Sunday evening.)

If your husband feels like a "quilting-widower" that weekend, there are several places where we can use his help. Perhaps he could help to supervise the teens who help park the cars or to assemble frames. So if he's feeling left out, bring him along. We'll keep him busy and he's bound to have fun too!

So ladies, whether you're an old or new member, we really need YOUR help. Every job is essential to making the show the success it has always been. For two hours of volunteer time, you will receive free admission for that day. If you work two hours on Wednesday or on Friday night, you will receive admission for the day of your choice.

I can't explain why dozens of members work hundreds of hours preparing for the show, or why so many members prepare meals in advance, leave the kids with Gram and stay at Kennedy all weekend for the show. Maybe by being a part of the show, we feel we own a little bit of each quilt there. I think it's mostly that we all enjoy the camaraderie of being with people who share our love of quilts and quilting. We really do have lots of fun! So, catch the spirit, join the bandwagon. ....volunteer to help at our show. I guarantee you'll have a great time.

Jane Fulton  
Volunteer Chairman

## MEMBER OF THE MONTH

### MEET KAREN ECKMEIER

Karen was born in Doylestown, PA and has lived in Glencoe, IL and in New York City. Karen and her husband, Walter, a native of Munich, Germany, now make their home in Bedford and have two children, Julie and Glenn. Karen has followed a career path that took her from being a certified paralegal with a German commercial bank in New York City to her current job as a licensed real estate sales rep for Preferred Better Homes and Gardens Realty.

Karen's love of quilts started when she purchased a blue and white Star of Bethlehem quilt. She loved the quilting done on it and decided, "I can do that!" She does beautiful pen and ink drawings and as an extension of this, her favorite part of quilting is making her own quilting/stenciling designs. She will pick up flower, vine and leaf designs from wallpaper to add to the quilting design of the quilt she makes for that room.

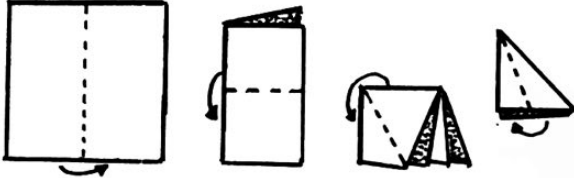
With no previous sewing experience, Karen is a self-taught quilter, and therefore her wonderful quilts do not express a beginner "quilter's don't do that" attitude. She is often inspired by an occasion, a special person or fabric and sometimes gets excited by a pattern. There is always a new project on her horizon and she would like to venture into trapunto next.

When asked what ideas or thoughts she would like to share with new quilters, she states that they should try a rotary cutter and mat as those gadgets are wonderful time savers for strip piecing. She also found that being part of a quilting group is a great way to learn and explore new techniques. She feels a lone quilter doesn't learn as much.


We hope Karen will continue to enjoy her love of quilting, and will certainly enjoy seeing her beautiful stitching!

## Pattern Propagation


The sun is returning and soon so will the butterflies, birds, and flowers. For an original spring design, take a 12" square piece of tracing paper and fold it like this (or use a protractor to divide it into sixteen 22.5 degree segments):



Now unfold the tracing paper and draw a 6" square as a top of right column.



Next, find a symmetrical shape that will fit within two sections and centered on the line dividing those two sections (the butterfly on the back cover will work). Then refold your paper and trace the shape into each section until you have drawn eight butterflies. Unfold your paper and you will have your own original kaleidoscope pattern. Happy Propagating! Carolyn Koetse



## Resource & Education

### SUPER SATURDAY IS COMING!

Super Saturday, our annual all-day Quilter's Extravaganza, is coming Saturday, February 27, 1993, 9:30am - 4:30pm. It will be held at the First Presbyterian Church in Katonah, NY. As always, we will be offering a variety of 1/2-day and full-day workshops lead by talented NSQG-member teachers, and will be providing a tasty lunch for all to enjoy. Once again, we're happy that we can offer you this fun-filled day for the low cost of \$5.00 per person! This year our workshop offerings will be:

**"Italian Cording" with Cathy Carey -**  
Learn the lovely dimensional technique of Italian Cording while constructing a white-on-white pillow top. Your choice of either hand or machine sewing. (1/2-day)

**"Reverse Applique" with Micki Tedeschi**  
Learn this fascinating art form of the Kuna Indians while creating a Mola-type animal design. (1/2-day)

**"Shopping Bags" with Pat Baker**  
Help lessen your contribution to the pollution problem by constructing and using these fabric replacements for grocery bags. (1/2-day)

**"Machine Applique" with Caroline Kearney**  
Learn Caroline's techniques for beautiful and precise satin-stitch applique through completion of a lovely floral pillow top. (1/2 day)

**"Dimensional Applique" with Barb Broshaus**  
Learn several techniques for creating beautiful 3-dimensional flowers and leaves that can be incorporated into Baltimore Album blocks. Barb's lovely block designs are compatible with our Block-of-the-Month project. (1/2 day)

**"Freedom Quilt II" with Nancy Mirman**  
No worry, no fuss - just lots of fun making a small surprize wallhanging. You will be freed from the normal constraints of quilting - at least for a day!  
(Note: This quilt is totally different from Freedom Quilt I, and you get to keep your own fabric!) (full-day)

**"Hand Piecing" with Barbara Lerch**  
Learn the basics and finer points of hand piecing. Class will complete a circular 8-pointed star design as well as several samples of hand piecing techniques, including adapting these techniques for miniatures. (full-day)

**"UFO's" -** A great opportunity to work on one of those unfinished projects hanging over your head, and/or to obtain design advice from fellow students. This is a self-guided sewing group - BYOP (Bring Your Own Project). (1/2 or full-day)

**Registration Procedure:** Please try to register by mail before the February Meeting. "Super Saturday" always fills up fast and we have a limited number of spaces available. In order to get the classes of your choice, and also to avoid the long lines at the R&E Table, please fill out the registration slip below as soon as possible and mail it, along with your check for \$5.00 payable to "NSQG", to Mary Rossetti, 2836 Sarles Drive, Yorktown Heights, NY 10598.

Classes will be filled in order of registration receipt. Please make sure you number all classes in which you are interested in order of preference so that we will have a 2nd or 3rd choice in case your favorite class is filled. You will be enrolled in either one full-day class or two 1/2-day classes. Supply lists will be handed out at the February General Meeting, along with directions to the Church, if needed.

.....  
SUPER SATURDAY REGISTRATION

Name \_\_\_\_\_  
Telephone \_\_\_\_\_

Please sign me up for the following Super Saturday workshops. I have numbered all workshops in which I am interested in order of preference, and attached my check for \$5.00 payable to NSQG.

- \_\_\_\_\_ Italian Cording (C. Carey)
- \_\_\_\_\_ Reverse Applique (M. Tedeschi)
- \_\_\_\_\_ Shopping Bags (P. Baker)
- \_\_\_\_\_ Machine Applique (C. Kearney)
- \_\_\_\_\_ Dimensional Applique (B. Broshaus)
- \_\_\_\_\_ Freedom Quilt (N. Mirman)
- \_\_\_\_\_ Hand Piecing (B. Lerch)
- \_\_\_\_\_ UFO's

## Workshops

We're pleased to announce the following workshops scheduled for this Spring:

### VIRGINIA AVERY

We're very excited to welcome back Virginia Avery - award-winning quilter, teacher, lecturer, and author of several books including her latest "Wonderful Wearables: A Celebration of Creative Clothing". Virginia brings warmth and wit to all her work, and shares enthusiasm and information without reservation. It's no wonder she was nominated by the Professional Quilter magazine for teacher of the year!

### Wednesday, March 17, 1992 - "Accent on Accessories"

After viewing Virginia's "Wonderful Wearables Trunk Show" at our March General Meeting (3/16), you'll be eager to learn her secrets for making beautiful and artistic accessories. Choose a bag, belt, bib or neckpiece as a finishing touch for your outfit, or use as gifts. Any and all techniques, any and all fabrics, anything goes! A workshop packed with ideas.

Time: 9:00am - 3:30pm

Cost: \$20 members, \$30 non-members

### SHERYL MORROW ROBINSON

Sheryl is a highly accomplished quilter, teacher, and lecturer from the Pittsburgh, PA area who specializes in beautiful appliqued pictorials. Her new book entitled "The Landscape Quilt" is a highly

acclaimed and wonderfully comprehensive guide for creating your own personal landscape. We're very fortunate to have Sheryl with us this April to conduct a full-weekend workshop based on this exceptional book.

### Saturday & Sunday, April 17 & 18, 1993 - "The Landscape Workshop"

The Landscape Workshop is designed so that quilters without any drawing ability or experience are able to design a landscape scene and then to create the design in fabric. Instruction includes how to enlarge and draw the design using photographs or magazine pictures, the use of perspective to enhance distance and dimension, the selection of color and fabric to portray weather conditions and depth, applique techniques, three-

dimensional applique techniques, embellishment and border treatments.

Time: 9:00am-3:30pm each day

Cost: \$40 members, \$55 non-members

(THIS IS A TWO-DAY WORKSHOP)

### NANCY HALPERN

Well known for her mood-evoking contemporary designs, Nancy's prize-winning work has been featured extensively in both solo and group shows nationally and internationally, and has been published in numerous books and magazines. Her "Archipelago", a breathtaking contemporary piece inspired by the Maine coast at sunrise, was the first work commissioned by the New England Quilters' Guild for its museum. Nancy will be a guest lecturer at this year's show and will be conducting the following workshop during her visit - a wonderful opportunity that shouldn't be missed!

### Monday, May 3, 1993 - "Architectural Forms for Quiltmakers"

Students will use traditional and/or original quilt designs suggested by architectural forms (houses, windows, roof-lines) to work out a quilt or wall-hanging. Optical illusions and three-dimensional effects will be explored, and designs may be incorporated into an abstract or representational land- or cityscape.

Time: 9:00am - 3:30pm

Cost: \$20 members, \$30 non-members



**JUDY DALES**

Judy's use of printed fabrics and complex geometric pieced designs give her quilts a richness and intricacy that has been described by *The New York Times* as falling "somewhere between antique paintings and Oriental rugs". Her love of geometry has led her to explore Islamic patterns as a source of patchwork designs. We're excited to have Judy as a guest lecturer at this year's show and to offer the following workshop.

**Tuesday, May 4, 1993 - "Circle Geometry for Quilters"**

The art of making beautiful patterns from circles is an ancient one: Using a compass and straight edge, a grid is laid down over a basic circle. From this grid, intricate patterns are extracted which form complex geometric quilt patterns. "The Pentagon" (QNM Feb/85 p.34) and other of Judy's quilts were designed using this method. Students will begin with several "limbering-up" exercises to refamiliarize themselves with the compass, then will proceed step-by-step through several designs in order to understand the process. Students will experiment with this method to create their own designs.

Time: 9:00am-3:30pm


Cost: \$20 Members, \$30 Non-members

To register for any of the above workshops, see Mary Rossetti at the R&E Table at the next General Meeting; or send your name, address, and telephone number, along with the name of the class wanted and your check payable to NSQG for the total amount due, to: Mary Rossetti, 2836 Sarles Drive, Yorktown Heights, NY 10598.

\*\*\*\*\*  
 PLEASE NOTE: Weather closings are always a possibility in winter. Our general policy is that if school is closed for weather, there will be no NSQG meeting. For school closing information or for late-day cancellation even if school is open, listen to radio stations WHUD (100.7 FM) or WVIP (106 FM, 1310 AM).  
 \*\*\*\*\*

The Jan/Feb issue of Quilters' Newsletter Magazine carries a very detailed article (pgs. 26-28) comparing three computer quilt programs. If you don't subscribe to QNM, and you are considering a quilt program investment for your computer, it probably would be very helpful to find this issue and study the comparison. It deals with computer requirements, program capabilities and costs in a thorough investigation.


Joyce Sullivan



Claire Oehler, Owner

**Fabrics - Books - Supplies - Classes - Gifts**

Open Mon. - Sat. 9:30 AM - 5:30 PM, Thurs. 'til 9 PM  
 (Open evenings of NSQG meetings until 7 PM.)



**The Country Quilter**  
 Rtes. 100 / 202 Somers, NY 10589  
 (914) 277-4820 FAX (914) 277-8604

**FABRIC MART**

Sale




**Pfaff 1475 CD**

**The Most Creative Present  
 You Can Give**

2019 CROMPOND RD.  
 YORKTOWN HEIGHTS, N.Y. 10598 (914) 962-3328

\*\*\*\*\*  
 REMEMBER TO BRING YOUR COFFEE MUG AND WEAR YOUR NAME TAG!  
 \*\*\*\*\*



FIRST CLASS MAIL

Northern Star Quilters' Guild  
P.O. Box 232 Somers, NY 10589

