



On Point!

A Publication of the Northern Star Quilters' Guild, Ltd.

Sondra J. Shapiro, Editor

February, 1994

***** PRESIDENT'S MESSAGE *****

I'm writing this on Jan. 28th (the flood day) and I say - AHGGHH!! Uncle! I've had enough!! It wouldn't be so bad if we could spend snow days quilting, but somehow it doesn't work out that way.

February's meeting (we will meet) will be at JFK High School, and will include January's Failure Night and our completed New Year's Resolution projects at Show and Tell, as well as our Challenge Quilts display. It's an important meeting because we need to start gearing up the volunteer sheet for the Quilt Show. (Yes, Spring is still on the calendar.)

Are you a Quilt-Artist who likes to work with children? The Westchester Arts Council wants to add quilters to their roster of artists who conduct long- and short-term residencies in schools throughout Westchester. Artists are paid \$200 per day and \$50 for a planning session. I will have applications available at the February meeting. (We will meet.) Or you can call me, 277-5210, for more information. It sounds like a very exciting opportunity for the right person(s).

We will meet in February, but just in case the weather is bad, listen to radio stations WHUD or WVIP for a cancellation announcement. AHGGHH!!

NANCY MIRMAN



***** TRAVELING QUILTERS *****

More than 20 quilters have signed up for our trip to Lancaster on Friday and Saturday, April 8th and 9th. The cost is \$125, which includes the round-trip motor coach with Charlie, a stop at Sauders Fabrics, a Mennonite quilt show, and stops in Ephrates and Intercourse. Dinner will be at Millers, with an overnight at the Dutch Family Inn. After breakfast we'll take in the Quilt Festival. It promises to be a great couple of days, with a surprise or two and lots of fun!

Make plans and join us for a mini-vacation. You deserve it. Call me (628-5380) for more information and to make your reservation.

LINDA VON AHN

HANG IN THERE!

***** QUILT SHOW NEWS *****

Thanks to Simone Montegut and the Fifth Tuesday Quilting Group for getting out the bulk mailing of our Quilt Show brochures.

At the February meeting please be ready to pick up your raffle tickets, sign up to volunteer a few hours at the Quilt Show and enjoy the annual Quilt Show Slide Show produced, once again, by Mary Rossetti.

And if you have extra time during these snowy days why not make some items for the show's Boutique, or help with the quilting on the Raffle Quilt?

BARBARA LERCH

NSQG BOARD: 1993-94

President: Nancy Mirman
277-5210

VP-Programs: Nancy Murphy
271-4445

VP-Membership: Millie Clinton
279-5613

VP-Quilt Show: Barbara Lerch
245-3932

Treasurer: Fran Schleif
232-5157

Recording Secty.: Betty Kelley
769-6337

Corresponding Secty.: Provi Svensson
232-1746

Boutique: Lorraine Gansinger
628-8998

Education: Pat Baker
279-8840

Hospitality: Chris Roche
277-5682

Library: Lauran Tyler
232-8470

Newsletter: Sondra Shapiro
277-4292

Special Events: Linda von Ahn
628-5380

******* RAFFLE QUILT NEWS *******

I want to thank all the individuals and groups who have worked on this year's raffle quilt. It's coming out so beautiful! To date, this is where the quilt will be visiting: Sue Lynn Miller of Wappingers Falls, week of Feb. 7; Elizabeth Rosenberg of Katonah, week of Feb. 14; and JoAnn Turrin of Yorktown Heights, week of Feb. 21. If you live in their areas, perhaps you can call them and help out. It's a great way to make new friends.

We need to have some more quilters sign up to get this project completed. Please call me, 245-6775. Your help is appreciated.
KATHY SICA

ON POINT!, NSQG's newsletter, is published monthly, except for a July / August Issue. Subscription and mailing is included in the annual \$25 membership fee.

Guilds wishing to exchange newsletters or businesses wanting to advertise are invited to contact the guild at the address below. Written contributions to **ON POINT!** are welcome and should be sent to the editor by the 21st of each month.

Send correspondence to :
SONDRA SHAPIRO
P.O. Box 215
Purdys, New York 10578
(914) 277-4292

Membership

Since we needed to cancel the January meeting, I have been reviewing our calling list for members. I do not have telephone numbers for the following members: Margaret Falconer, Janice Gerth, Judith Lynch, Nancy Musser, and Barbara Ricei. I would appreciate if you could give me your phone number so that we can notify you if meetings or workshops are cancelled. Anyone who would like to help at the membership table at the February meeting please call me at 279-5613. Thanks to Barbara Broshous for her help at the December meeting.

Millie Clinton

FEBRUARY FABRIC RAFFLE:
ICE COLORS, SUCH AS PALE BLUE,
GREEN, AQUA, ETC.

DAZOR MAGNIFIER LAMPS



REDUCE EYESTRAIN AND
PROVIDE HANDS-FREE
VIEWING OF THE
ACCURACY OF YOUR
QUILTING, NEEDLE-
WORK & CRAFTS.

CALL FOR A
FREE COLOR
BROCHURE AND
DISCOUNT PRICES
STANLEY TAYLOR
800-845-1781

LIBRARY NEWS

In preparation for the upcoming school vacation week, the library has added two new guidebooks to its collection:

Quality Quilting Quarters: A Guide to America's Fabric Shops, compiled by Elizabeth Chandler and Joanne Donahue, is a state-by-state listing of quilt/fabric shops. If traveling this winter vacation, be sure to stop by the library table to look up your destination and make a note of any fabric shops in the area!

Quilt Groups Today: Who They Are, Where They Meet, What They Do, & How to Contact Them, a new guide compiled by the American Quilters Society, describes the members, activities and philosophies of over 1000 quilt groups around the world (including NSQG!). A helpful reference if you will be relocating or away from home for an extended period, or just interested in what other quilt groups are up to.

I have also just received the following three brand new books, hot off the press, from That Patchwork Place. My sincerest thanks to That Patchwork Place for their neverending generosity!

Rotary Roundup, by Judy Hopkins & Nancy J. Martin, is a follow-up volume to their bestseller Rotary Riot. Step-by-step directions are included for making 40 favorite quilt designs in the speediest way possible, using template-free cutting techniques and the newest rotary-cutting rulers and aids.

Easy Machine Paper Piecing, by Carol Doak, gives detailed directions and patterns for 65 quilt blocks using the paper foundation piecing method. Learn how quickly and easily you can create accurate, perfectly square blocks with precision points using this technique.



White-on-White Heirloom Quilt, by Maud von Bergh-Arnoldus, is a beautiful new pattern pack designed by Maud and including full-size patterns for 16 quilted blocks and border and completed illustrated instructions for hand quilting.

I have also received a donation of two books from guild-member Alice Garrard:



Precision Machine Piecing of the Eight Pointed Star by Mary Lou Anderson is a helpful little booklet outlining the best piecing techniques for sharp accurate stars without that unsightly center hole.

Perennial Patchwork, by Jackie Robinson, describes in detail how to make several quilts with pieced flower blocks reminiscent of those popular in the 1920's using quick-piecing methods. Helpful yardage and cutting charts are provided for quick reference.

Many thanks to Alice for these two terrific books!

A reminder to those with library books - Don't forget to return them at February's meeting! Because many of you missed December's meeting, and because January's meeting was cancelled, many of you have had library books for three months. I know that they can begin looking like permanent fixtures on your sewing table after all this time, so please take a moment to recollect and gather your books together in preparation for February's meeting. Thank you!

Lauran Tyler, Librarian
(232-8470)

4th ANNIVERSARY

SALE

FABRIC AND BOOKS	25% off
QUILT BATTS	15% off

THURS - FRI - SAT - SUN FEB. 10,11,12,13

SUE'S FABRIC WORLD

11 Mahopac Village Center
Route 6
Mahopac, NY 10541

914-628-8338

***** NSQG CALENDAR *****

- 2-15 General meeting at JFK High School, Route 138, Somers: Challenge Quilts display, Quilt Show Slide Show, Failure Night & New Year's Resolutions. Doors open at 7 p.m. Demo of continuous strip of Prairie Points, 7:15. Meeting at 7:30.
- 2-17 ABC Quilt Cutting Day at Brewster Presbyterian Church.
- 2-28 Board meeting at Nancy Mirman's, 7:15 p.m. Newsletter deadline.
- 3-5 Super Saturday, 9:30 a.m. to 4:30 p.m., Katonah Presbyterian Church.
- 3-15 General meeting, 7:30 p.m.
- 3-15 Miniature Country School-house workshop with Nancy Johnson-Srebo.
- 3-22 Board meeting.
- 4-8 NSQG 2-day trip to Lancaster.

 NEW MEETING PLACE: JFK HIGH SCHOOL
 ROUTE 138, SOMERS

***** ON THE GO *****

Feb. 18-20: Love Apple Quilters' quilt show and mini-convention, "Something Old, Something New," at the Clarion at Mount Laurel, Route 73, Mount Laurel, N.J. Workshops with Doreen Speckman, Susan McKelvey, Lois Smith, Richard Zimmerman. Featuring: raffle quilt, miniature quilt auction, fashion show banquet, free lectures, large vendors market and boutique. For info: Diane G. Sommeling, 41 Pine Road, Gibbsboro, N.J. 08026, (609)435-5006.

March 25-27: Pioneer Valley Quilters present "Pieces of Time Quilt Show" at the Ramada Hotel, 1080 Riverdale St., West Springfield, Mass. Admission \$4. Raffle quilt, vendors, film, challenge quilts and babysitting. For info: send LSASE to Rosalie Keegan, 44 Glenwood St., Enfield, Conn. 06082.

April 16 & 17: The Trumbull Piecemakers present "An April Shower of Quilts V," 10 a.m. to 5 p.m., Trumbull High School, 72 Strobel Road, Trumbull, Conn. Donation: \$5; senior citizens, \$3; children under 5, free. More than 200 quilts, invitational quilts, teacher quilts, vendors, demonstrations, raffle quilt and refreshments. Lecturers: Dorothy Bosselman, Jo Diggs, Janet Elwin, Judy Reilly. For info: send a LSASE to Marie Richardson, 18 Skyview Drive, Trumbull, Conn. 06611, or call (203)375-2480.

April 21-24: 10th Annual American Quilter's Society Quilt Show and Contest at the Executive Inn Riverfront in Paducah, Kentucky. Featuring: fashion show and contest, merchant mall, awards banquet, auction and workshops. For info: send SASE to American Quilter's Society, P.O. Box 3290, Paducah, KY 42002-3290, or call (502)898-7903.

July 6-9: Adirondack/North Country Quilt Camp at Paul Smith's College in Paul Smiths, N.Y. Featuring: workshops, lectures, instructors. For info: send LSASE to Quilts, Conference Services, Paul Smith's College, P.O. Box 265, Paul Smiths, N.Y. 12970-0265.

Education

SUPER SATURDAY

Saturday, March 5, 9:30 am - 4:30 pm:

Taught by our own members, you have a choice of 1/2-day and full-day classes at this annual event. Lunch will be provided, and you get the whole package for only \$5.00! The choice this year includes:

SAWTOOTH FLOWER with Pat Bartimoccia. This one-block design is very versatile and will yield many different setting layouts with creative options. Working on this piece affords you the opportunity to master trapezoids and triangles, yet is simple and easy. **GREAT FOR BEGINNERS;** a snap for intermediates. (1/2 day)

OCTAGONAL CHAIN with Sue Bennett. Combine strip-pieced 9-patches with a quick-pieced snowball to make a crib-size quilt (you can make larger if you choose). Super for **FIRST-TIME** patchworkers. (full day)

DIMENSIONAL APPLIQUE with Barb Broshous. This workshop will focus on learning techniques for creating three-dimensional flowers, leaves, etc. to produce your own original wreath, which can be incorporated as a centerpiece in a wall hanging or made into a block for Sampler or Baltimore Album quilts. (all day)

TIE CHATELAINE with Cindy Extance. There's finally a way to use those "ugly" Father's Day ties your husband doesn't ever wear. With two of these and some fancy fabrics, make an eye-catching and useful chatelaine, using your sewing machine. (1/2 day)

SCRAP QUILT ESSENTIALS with Alice Garrard. Has your collection of fabrics been steadily growing? No great ideas as to what to do with them? Try a multi-fabric or scrap quilt as your next project--a great way to use up fabric and an even greater excuse to buy more! This class is for those wishing to learn the essential elements in such a quilt. Explore color, value, pattern and texture, and their effect on the overall look of a quilt. (1/2 day)

CURVED LANDSCAPE PIECING with Lauran Tyler
Learn a fool-proof freezer paper technique for curved piecing by hand while creating a small landscape wall hanging. (1/2 day)

LOCATION: FIRST PRESBYTERIAN CHURCH IN KATONAH.

Registration - Registration will take place at the February meeting. Fill out the form below, numbering all classes in which you are interested in order of your preference, in case your first choice is filled (space is limited). You may enroll in two 1/2-day classes or one full day class. Supply lists will be give to you at registration, as well as maps if needed. Please have the completed form and your \$5 check made out to "NSQG" (or \$5 cash) ready when you come to the meeting. Register by mail **ONLY** if you cannot come to the meeting, as mail may not have time to arrive. Send to:

Mary Rossetti, 2836 Sarles Drive, Yorktown Heights, NY 10598.

SUPER SATURDAY REGISTRATION

Name _____

Telephone _____

My choice of workshops are numbered by my preference, and my \$5 check is enclosed.

_____ Sawtooth Flower (1/2 day)

_____ Octagonal Chain (full day)

_____ Dimensional Applique (full day)

_____ Tie Chatelaine

_____ Scrap Quilt Essentials

_____ Curved Landscape Piecing

LOCATION.: Katonah Presbyterian Church

MORE EDUCATION NEWS

Mystery Workshop will be re-scheduled. In the meantime, at each meeting beginning in February, those registered may pick up one step to be completed at home, which should enable all to finish the top when we get together. Look for the **MYSTERY** sign.

Reminder: Nancy Johnson-Srebo's workshop, "Miniature Country Schoolhouse", March 15, will be opened to other guilds at the end of February's meeting if it is not full.

Pat Baker



**NORTHERN STAR QUILTERS GUILD
TREASURER'S REPORT
Jan-94**

NEW MEETING PLACE: JFK HIGH SCHOOL
ROUTE 138, SOMERS

BALANCE FORWARD 11/30/93 \$38,159.32

GENERAL ACCOUNT \$25,811.71

INTEREST INCOME	37.94	
MEMBERSHIP	145.00	
PROGRAMS	76.00	
RESOURCE&EDUCATION	460.00	
TOTAL INCOME	718.94	
PROGRAMS	565.00	
NEWSLETTER	5.08	
RESOURCE&EDUCATION	540.00	
HOSPITALITY	9.27	
NYS SALES TAX	374.63	
BANK CHARGES	12.00	
TOTAL EXPENSE	1,505.98	
NET INCOME/EXPENSE		(\$787.04)
BALANCE		\$25,024.67

QUILT SHOW ACCOUNT \$12,347.61

INCOME		
VENDORS	2,236.00	
TOTAL INCOME	2,236.00	
SHOW PINS & DESIGN	781.00	
BANK CHARGE	0.31	
TOTAL EXPENSE	781.31	
NET INCOME/EXPENSE		\$1,454.69
BALANCE		\$13,802.30

BALANCE 12/31/93 \$38,826.97

ABC CRIB QUILT PROJECT

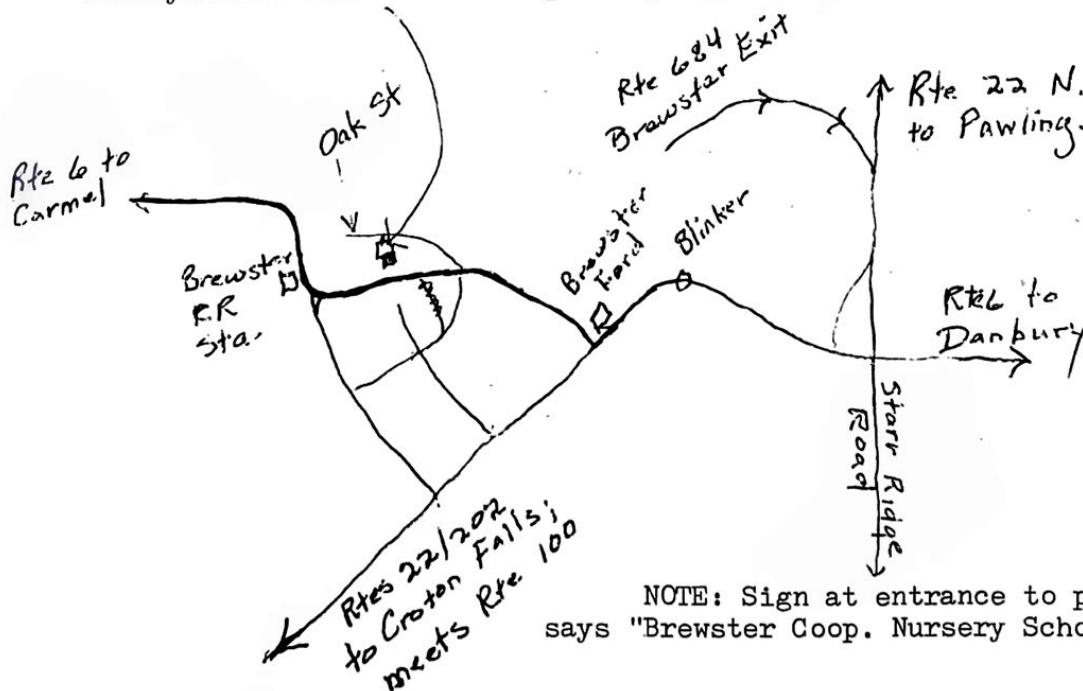
More fabric has been donated to our 9-patch endeavor. Fifteen pounds of fabric arrived from Fabric Country, a bolt of blue fabric from P & B Textiles, and Fairfield Processing sent four crib batts (They receive many requests from around the country). There is plenty of fabric for Cutting Day, Thursday, Feb. 17, 9:30 - 3:30, at the Brewster Presbyterian Church (see map in newsletter). Sign up so we know how many are coming and when. If the weather is foul and Brewster schools are closed, Cutting Day will be canceled. If you have a question about the weather, call Mary at 669-9449.

Remember, February colors are pastels, and bring January's patches, too.

Mary Podgorski
Coordinator



Presbyterian church - enter parking lot from Oak Street



NOTE: Sign at entrance to parking says "Brewster Coop. Nursery School".

Prairie Points

• • • by Barb Broshous

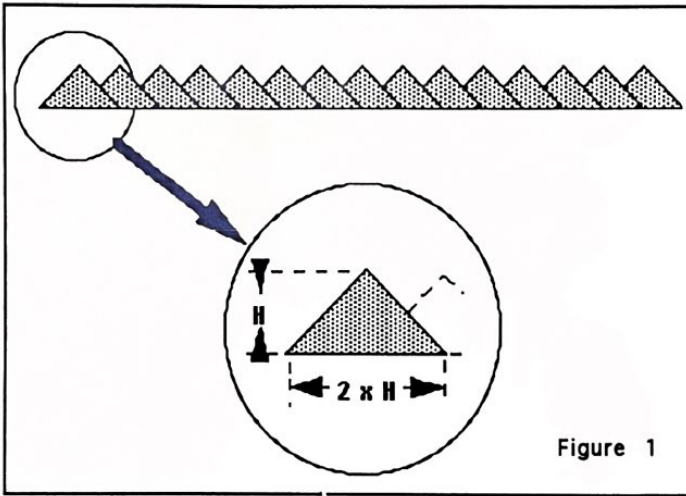


Figure 1

The governing dimension is the base of the point. First you must decide what size prairie point you want -- two inch, three inch, four inch, etc.. Then multiply this number by two to get the width of your fabric strip. For example, a three inch prairie point, would require a six inch width strip of fabric. The length of the piece depends, of course, on the length of the fabric or the length of the border line, but you should add an inch or two for good measure.

Once the fabric is cut to working size, you should fold the fabric lengthwise to press in a center crease. Then, open the fabric and mark the squares as shown in Figure 2. (If you are doing, for example, a three inch point, each square will measure three inches.) Note that the squares are staggered top and bottom. You then cut each of these square pieces along the vertical lines only, leaving them all joined at the centerline crease.

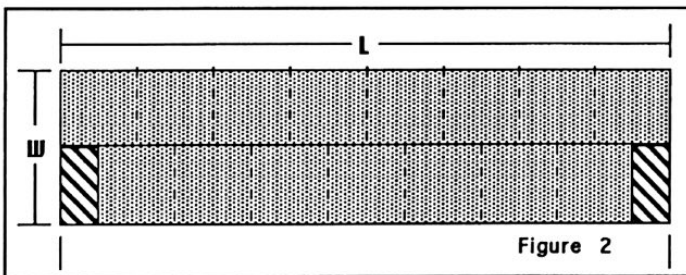


Figure 2

Note the striped areas at each end of the fabric. This is excess and should be trimmed off.

Now comes the tricky part: Folding and pressing the points. Do this as shown below in Figure 4:

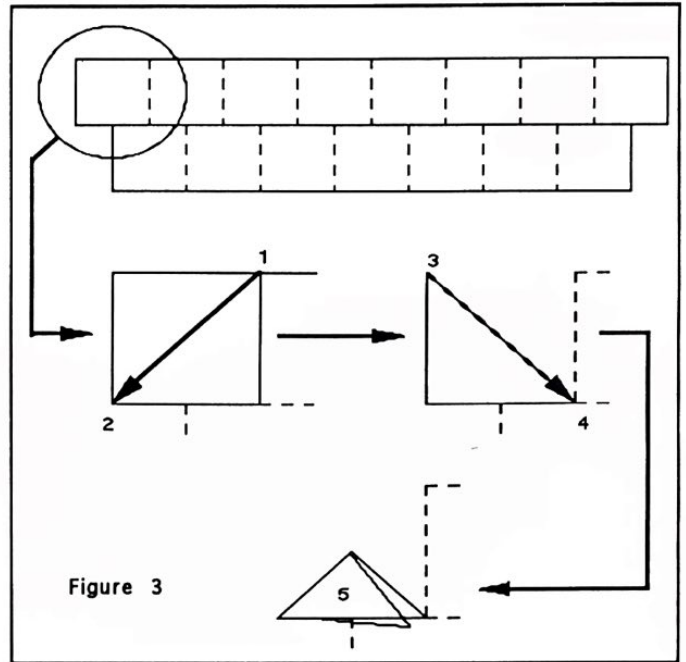


Figure 3

Starting with the circled square and working left to right, fold corner 1 to corner 2 and press, then corner 3 to corner 4 and press. Complete the top row, then proceed with the bottom, mirroring the top folds -- i.e. corner 4 to 3, then 2 to 1, and press. The result will look like the top of Figure 4.

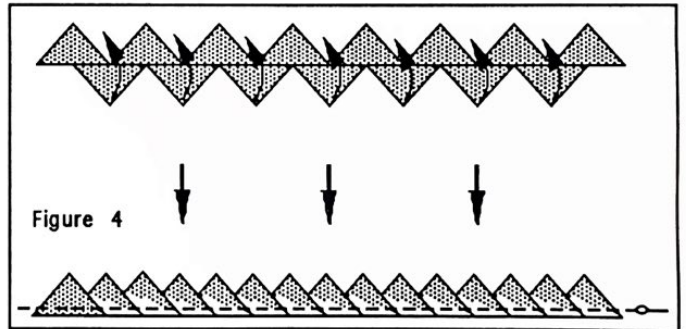


Figure 4

The next step is to fold the lower points to the upper ones, interlacing and pressing each as you go left to right and baste stitching the points in a row. Finally, position the prairie point strip along the border of your quilt, right sides together, and attach with a 1/4th inch seam allowance. And, there you have it!

Happy Quilting!



THE CHALLENGE IS COMING! THE CHALLENGE IS COMING!

We hope you've all made good use of your time during the ice storms and have been busy working on your Challenge Quilts. Since we want to have as many quilts as possible, we've decided to give you an additional week to finish your project. All Challenge Quilts must be handed in at 7 p.m. SHARP on the night of the meeting in order to be registered. If you can't make the meeting by 7 p.m., you may drop off your quilts at either the Country Quilter or Sue's Fabric World prior to the meeting date.

Here is the checklist for people entering a Challenge Quilt:

- 1- Come early to the February meeting (7 p.m.) to register your quilt.
- 2- Sew a label on the back of your quilt with your name, address, and phone number ^{AS} well as the title of the quilt.
- 3- Pin a 3 x 5 card onto your quilt stating briefly and legibly how you fulfilled the theme requirement of: Something Old, Something New, Something Borrowed, and Something blue. Please use clear block letters. This card will be used for the voting at the meeting and will be collected so we can transfer your information on special ^{CARD STOCK} ~~worn~~ for the quilt show.

Here is an example:

OLD - 1940'S FABRIC
NEW - USED EMBELLISH- MENTS FOR 1 ST TIME
BORROWED - TOOK PURPLE STRIPE FROM BEST FRIEND
BLUE - BLUE FLORAL

All members and guests will be given 3 ballots when they sign in at the February meeting. You will have plenty of time to view the Challenge Quilts and make your voting selection. Ribbons will be awarded in three categories.

- 1- Overall Favorite
- 2- Best use of Challenge Fabric
- 3- Best interpretation of theme (Old, New, Borrowed, Blue)

We can't wait to see all of your beautiful work! Come early and vote on these wonderful creations!

THE CHALLENGE COMMITTEE

***** BOUTIQUE TALK *****

Help Lorraine Gansinger fill the upcoming Quilt Show Boutique with your fabulous handcrafted items. We have three months left to earn money by selling those beautiful products the show-goers love to take home.

S E N D

A HEART OR A FLOWER TO HUNGARY !

We, members of the Hungarian Patchwork Guild have decided to organize the FIRST HUNGARIAN PATCHWORK EXHIBITION in May 7-22 1994.

We would like this exhibition to be an all-national event. Debrecen, a university town and cultural center is the second largest city in Hungary, and the hometown of the "Tarkabarka" /"The Motley"/, the most active Hungarian patchwork club. The University of Debrecen will help us by making its great exhibition hall available for the works of the Hungarian patchwork clubs while the international material consisting of the hearts and flowers in the downtown gallery.

We ask all patchwork fans all over the world to send a heart or a flower to Hungary!

There are no restrictions whatsoever in case you send a finished piece of work. It may be patchwork, quilt or appliqué or any combination. No restrictions either on material or size.

If you send a block, you can choose between two sizes:

30 x 30 cm / 12 x 12 inches/ plus seam allowance
40 x 40 " / 15 x 15 " / " " " "

Groups may send a finished work or a set of blocks of a size of their own choice. Blocks sent to us will be put together by us.

The workshop of our "Tarkabarka" is in the Malta House in Debrecen. This European charity organisation has a project to be realized in the town: they plan to open a hotel for people suffering from cancer. "Hotel Cobalt" / temporary name/ is designed to give shelter to those treated patients who are unable to pay either for a hospital bed or a hotel room. While treated, they will be able to live in this hotel free of charge.

Many people arrive here from Transylvania, Ukraine and former Yugoslavia where their medical treatment is problematic. Debrecen has got a famous hospital and clinics but they are very expensive for these people. This problem will be solved by the establishing of this hotel.

The walls of this hotel will be decorated with those hearts and flowers which you are going to send to our exhibition. We believe that through these hearts and flowers the patients will feel the solidarity and warmth which certainly make it easier for them to cope with their treatment and lack of their beloved ones.

As far as we are concerned, we would like to appreciate the devoted work of those who will send us their pieces to the exhibition in our own way. Each sender will receive a personal raffle ticket. Five Hungarian patchworks /not blocks!/ will be drawn in Karlsruhe, during the Expo IV- if permitted by the organizers.

Following the Hungarian exhibition, the material will be taken on a National tour. If there are many beautiful hearts and flowers, we may also want to publish them in a book. Each person whose work will be published in the book will get a copy. But this is still a future project...

Finally the deadline: A P R I L 10.1994.

Organizing the exposition would be made much easier by those who would send their pieces earlier. You are kindly requested to sign your work. Please attach your card and indicate where you have learnt about this announcement.

Our address is:

TARKABARKA FOLTVARRÓ KÖR
H 4002 D e b r e c e n
Pf 142
Hungary

For more information
call Roberta

203-426-8782

Maria Tamaoka

(914) 271-2186 FAX (914) 271-3658



Quilting supplies • Sashiko Thread • Fabric • Lessons

103 Elmore Avenue Croton-on-Hudson, NY 10520



Claire Oehler, Owner

Fabrics - Books - Supplies - Classes - Gifts

Open Mon. - Sat. 9:30 AM - 5:30 PM, Thurs. 'til 9 PM
(Open evenings of NSQG meetings until 7 PM.)



The Country Quilter

Rtes. 100 / 202 Somers, NY 10589
(914) 277-4820 FAX (914) 277-8604

Crafts
Boutique

BASTING and MACHINE QUILTING
CUSTOMIZED QUILTS

CAROLINE KEARNEY 914 232-7761

FABRIC MART

- * 10% Discount on Quilting
 - * Fabrics for Guild Members.
- We carry

COLORWORKS, RJR, M.E.HOPKINS,
ALEXANDER HENRY, & OTHERS!

Quilt classes, Sewing Classes,
PFAFF DEALER

2019 CROMPOND RD.

YORKTOWN HEIGHTS, N.Y. 10596

(914) 962-3328

Northern Star Quilters' Guild

P.O. Box 232 Somers, NY 10589

FIRST CLASS MAIL



It's Valentine's Day!