

On Point!

A Publication of the Northern Star Quilters' Guild
Somers, New York
February 2001

Volume 19, Number 6



A Message From the President

Thank You to Adrienne Yorinks for sharing her quilts with us and the stories behind them. It is wonderful to be a part of such a talented group and we all take pride when a quilter makes it "big." Congratulations, Adrienne!

It is midyear for the Board members and we must start thinking about next year. In March we will be organizing the "Nominating Committee" for the 2001-02 year. If you are interested in helping on this or any other Committee, please let me know. With many hands the Guild runs smoothly.

This month is the display of the "Challenge" quilts and slides from last years Quilt Show. I hope you will be

inspired to enter a quilt in the Show. As an NSQG Member, we ask that you sign up to volunteer for 2 hours in some aspect of this years Show. You will get to meet some fantastic ladies and have fun too. Be part of Quilt Show XXII!

I'm sorry to miss the February Meeting but I know Marie Sugar will do a great job filling my sneakers. Please gather in the auditorium for the business meeting so the Challenge Committee can hang the quilts without onlookers. Show-n-Tell and the Raffle will be immediately following the committee reports.

Love,
Linda

Hospitality—K, L, M, N

Greetings everyone. Well, we did have a cold night for our meeting last month and the hot chocolate really hit the spot. It seemed like a lot of our members thought so too. Thanks so much to all the members who filled our hospitality table with such delicious snacks. There was nothing there that didn't look appetizing. For February, we are counting on K, L, M, and N to bring something to share at the hospitality table. again, thanks to everyone for all their help in making the hospitality table a great place to stop.

Chris and Carol



Super Saturday!!! March 31

Registrations will continue at the February Guild meeting for the remaining spaces in Super Saturday classes. If you are registering, bring SASE (Self Addressed Stamped Envelope) and check (dated March) or cash. \$15 for regular classes and \$5 for machine quilting.

General Meeting
Tuesday
February 20, 2001
JFK High School
Somers, New York
7 pm

Inside...

Officers/Chairpersons	2
Quilt Bee	2
Programs	3
Lancaster Trip	3
Challenge Quilt Drop Off	3
Boutique	4
Raffle Quilt 2001	4
A Home Can't Have Enough...	5
Library News	6
Comfort Quilts	6
Education	7
Block of the Month	8-9
Round Robin	8-9
Treasurer's Report	9
Membership	9
Road to...	10
Special Sightings	11
Surface Design Challenge	12

2000-2001 Officers and Chairpersons

President	Linda von Ahn* (845) 628-5380
Vice President(s) Programs	Kathy Vanacoro* (914) 225-0047 Joan Weth* (914) 277-3585
Equipment Assistant	Leslie Forrest (914) 225-9444
Raffle Coordinator	Dorothy Scalice (860) 355-3522 Janice Nastasi (914) 279-8381
Vice President, Membership	Sonny Rieber* (914) 723-9344
Vice President Quilt Show	Marie Sugar* (914) 277-4266
Recording Secretary	Georgia Heller* (203) 358-0333
Corresponding Secretary	Dorothy Fiederlein* (845) 278-1881
Treasurer	Lauren Fowks* (914) 232-8470
Education	Liz Doyle* 914-232-3040
Fabric Exchange	Karen Carlson (914) 762-5382
Ornament Saturday	Joanne Lovitz (914) 232-3043
Super Saturday	Cobb Stewart (914) 238-8653 Eleanor Hibben (914) 962-3983
Library	Susan Chapman* (203) 778-0194
Hospitality	Christine Ruggieri (914) 277-7153 Carol Auer 845-225-1780
Special Events	Elaine Skorka* (914) 723-6845
Newsletter	Carrie Vollrath* (914) 592-5352
Boutique	Janette Loughlin* (914) 762-6953
Challenge	Suzanne Sunday (914) 234-6810 Jeri Riggs (914) 478-7646 Jennifer Ceisler (914) 232-1146
Comfort Quilts	Pat Baker (845) 279-8840
Bulletin Board & Quilt Layering	Ina Helfand (914) 245-3173
Raffle Quilt 2001	Betty Edwards (914) 736-0516

*Executive Board Members

On Point! is published monthly except for a combined July/August issue. Subscription to the newsletter is included in the annual \$35 membership fee.

Newsletter Staff

Editor: Carrie Vollrath
Special Events Editor: Nancy Hantman
Editorial Assistant: Dana Fuller


Monthly meetings are held the third Tuesday of each month, September through June, at John F. Kennedy High School, Route 138, Somers, New York at 7.

Articles must be submitted to the newsletter Editor (generally one week) after the general meeting and may be submitted by postal mail, e-mail or fax. e-mail *attachments* cannot be accepted. **Please include your text in the body of the e-mail message.**

The deadline for articles appearing in the March issue is February 22. Send articles and information to:

Carrie Vollrath, *On Point!* Editor
1414 Old Country Road
Elmsford, NY 10523
Phone: (914) 592 5352
Fax: (914) 592 1931
E-mail: caristar@concentric.net

Early deadline for
articles for the
March Newsletter—
February 22

BERNINA AUTHORIZED DEALER	GINNY MURPHY TEL: 203-743-0543 FAX: 203-797-0936
 THE QUILT SHOP	
16 PADANARAM RD. - RT. 37 DANBURY, CT 06811	
FABRIC CLASSES, SUPPLIES	

Quilt Bee

You don't have to be a relic to join the Museum Piecers, a Quilt Bee that meets weekly at the Danbury Museum & Historical Society, 43 Main St. in Danbury. Every Friday afternoon from noon to 4:00 p.m. in Huntington Hall, work on the project of your choice, help with the Nutmeg Guild's raffle quilt, or a raffle quilt to benefit the Museum. For more information or details, call Jo Ann Brown at 748-1094.

Jo Ann Brown, a Connecticut Yankee



Programs

Hope you all enjoyed our very busy January meeting. So much to do, so much to learn. We enjoyed our very own Adrienne Yorinks—what a talented lady!!! She dazzled us with her quilt illustrations and gave us a great lecture with lots of great quilts to see. Hope you were all there to enjoy it. Thank you Adrienne for coming forward for us in December, and then after we cancelled, how lucky were we that you were available in January—just squeezing us in between your trips to Paducah. Thank you, thank you, thank you.

Next month is Challenge month, and the Program Committee takes a break. See you then.

Happy Quilting—Kathy & Joan

The Road to Lancaster

The trip to Lancaster is full. Anyone wishing to join the waiting list may do so by contacting me or Membership Chairman Sonia Rieber. Many times we have cancellations.

We are leaving on Friday, March 16, 2001, from a new pick up point. The 6:45 am pick up will be from the Park and Ride on Route 312 in the town of Southeast/Brewster. Please be on time.

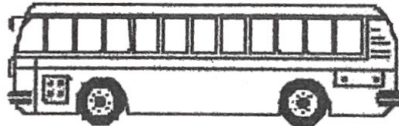
- From I-84 (coming in either direction) get off at exit 19...make right turn at end of ramp. The Park and Ride will be a short distance on your left. If you are getting off on the eastbound side of I-84, the Park and Ride is almost directly in front of you.

- If you are coming from Somers/Mahopac or other surrounding areas, Route 312 is off Route 6 (between Carmel and Brewster). Once you see the signs for I-84 you'll see the Park and Ride.

- The pick up in Elmsford remains THE SAME...7:15, AM, on Route 9A opposite the Ramada Inn.

I will be home March 8, if you need any other clarification.

Elaine Skorka
914-723-6845
Essews@aol.com
40 Greendale Road
Scarsdale, NY 10583



Drop Off for the Challenge Quilts

We received about half of the challenge quilts at the Guild meeting and they are wonderful! The February meeting will be a real treat but the voting will definitely be difficult. If you made a challenge quilt but did not bring it to the January meeting, the final drop-off date will be February 17 from 2-4 pm at my house in Bedford. Email me or call for directions.

Suzanne Sunday
ssunday@bestweb.net
914-234-6810

PINWHEELS



416 ALBANY POST ROAD
CROTON-ON-HUDSON
NEW YORK 10520

914-271-1045
www.pinwheels.com

Important Dates

Feb. 14	Comfort Quilts
Feb. 17	Challenge Quilts Drop Off
Feb. 20	General Meeting JFK H.S.—7 pm
Feb. 20	Silent Auction Quilts due
Feb. 22	<i>On Point!</i> Articles due
Feb. 27	Exec. Board Meeting
March 1	Comfort Quilts
March 1	Block Contest Entries due
March 16	Quilt Registration Forms due
March 16	Lancaster Trip
March 20	General Meeting JFK H.S.—7 pm
March 27	Exec. Board Meeting

Boutique

We will be signing up vendors for the Show Boutique at the March and April meetings. This year, give it a try. You can make one item or several (or more). Get the creative thoughts going. There is no telling what will sell, sometimes wall hangings/quilts go over big, household items, baby quilts/novelties/clothes/thing to help Mother, etc. We have lots of visitors to the Boutique room during the two days, let's show them what our Guild members can do.

Rules for the Show Boutique are: to sell in the Show Boutique, you must give two hours of your time anywhere in the show, if the Boutique is in need you should consider it first. If you have a job elsewhere, then that will be considered your volunteer time. Please, help cover the time at the Boutique if possible. At the end of June, my time as Boutique Chairman will be finished. Please consider giving your time next year as Chairman. It's a fun job, you get to meet lots of the Guild members, and people really pitch in to help.

Janette Loughlin
Liz Stern
Judy Rosenberg
Stephanie Santangelo

NSGQ 2001 Raffle Quilt

Thank you to all who have signed up to work on hand quilting the 2001 Raffle Quilt. Dates are still available if you are interested in participating and have not yet signed up. Quilting is scheduled on a 2-week rotation. If you have not signed up and live near someone who is on the list below, please contact them to inquire about working on the quilt during the time period that they have it. If you are interested in signing up for one of the available dates, please call me evenings at (914) 736-0516.

Thanks
Betty Edwards

Dates	Name	Address	Phone
2/6-2/20	Ann Fitzell	1825 Darby St., Yktwn Hgts., NY	914-962-3132
2/20-3/6	Nancy Pruyne	97 Eastview Dr., Valhalla, NY	914-741-0366
3/6-3/20	Open		

Hostesses for Quilt Show Lecturers Needed

Here is an opportunity to get up close and personal with one of our 2001 Quilt Show lecturers. It will be an extraordinary experience for those who participate.

There are many levels of participation available at which you may help out. Host the full stay or some part thereof. If you are interested please let me know by e-mail or snail mail. Please include your address, telephone number and accommodations you would be able to offer.

My e-mail address is Quilt-angel@Juno.com. My snail mail address is Mary R. Scott, 44 Cherry Hill Road, Greenwich, CT 06831-2840

Who Would You Like to See in 2003?

If you have a Quilt Lecturer/teacher that you would like to see at our 2003 Quilt Show, please send their names and any information you might have about how to contact them. This is your chance to help shape the 2003 quilt show, however it is very important to contact possible lecturers as early as possible to determine their availability.

Please send your suggestions to me by e-mail (Quilt-angel@Juno.com) or to Mary R. Scott, 44 Cherry Hill Road, Greenwich, CT 06831-2840. I will follow up on all suggestions.

A home can't have enough...

Many thanks to those who brought their completed quilts to the January meeting. They were so terrific, different and beautifully done. Many members were gathered around my seat at the January meeting, admiring the variety of work. I am so proud to be a member of a guild whose members are so generous with their time and talents.

Quite a few of you have your work almost finished. I encourage you to bring the completed quilts to the February meeting. I am planning on contacting some newspapers in early Spring, and want to be able to show them a wonderful variety of quilts.

Below is a list of all of the quilters who have volunteered to participate in the Silent Auction with their proposed topics. Please make sure that this is the topic you picked. We need an accurate listing for the show catalogue. If you want to participate in this very worthwhile project, and haven't yet signed up, please contact me.

Alice Garrard
Ruffer123@ aol.com
203 938-9661

*Karen Abramson - music
Doris Aragon - pets
Carol Auer - wild birds
Beth Carney - lady bugs
Andrea Donnelly - garlic or tomatoes
Tamar Drucker -- garlic
*Karen Eckmeir - lizards
Leslie Forrest - polka dots
Lauran Fowks - love
Alice Garrard - light

Betty Gemelin - cranes
Linda Hawkins - raccoons
*Carole Hoffman - cats
*Judy Jones -- Redwork ladies
*Mary Gay Leahy - kids
Joanne Lovitz - teacups and teapots
Sonja Lovas - barns
Pat Marciano - sewing notions
*Nancy Mirman - birdhouses
Kathy Nasca - chickens
*Cathy Neri (2)-- Time
Maxine Oliver - doors
Linda Ostrander - leaves
Nicole Parente - dogs
Elizabeth Poole - kitchen toys
Edith Pryor - golfers
Betsy Reed -- goldfish
Jeri Riggs - birds
*Elizabeth Rosenberg - places to curl
up with a good book
*Judy Rosenberg- Mariner's Compass
Christine Ruggieri - coffee cups
Carolyn Salon - flowers
Dorothy Scalice -- wine
Mary Scott - fantasy fish
Sondra Shapiro -televisions
Elaine Shills - computers
Jackie Stewart - flowers
Brenda Strauss -- fabric
Marie Sugar - sunshine
*Joyce Sullivan (2)- baskets/sports
equipment
*Suzanne Sunday - cats
Micki Tedeschi - trees
Leona Trinin - windows
Carrie Vollrath (2)- corn/soup
Linda von Ahn - shell jars
Adrienne Yorinks - dogs

* Work already submitted

Sign Up Roster for Volunteers Needs Signatures

Dear Members,

We have filled quite a few of the slots needed to make our show run smoothly. We still have many empty positions to fill. If you are unable to attend the next two meetings and you want to volunteer, please feel free to give me a call at 914-245-4527 or e-mail me at jjquilt45@aol.com and I will find a place for you.

Remember, the show depends on the members and the hours that they volunteer. Please come and join us to make this our best show ever. It's a great opportunity to make new friends and save money for all that fabric by getting your free pass into the show.

Judy Jones
Volunteer Chairperson
jjquilt45@aol.com



Library News

The book sale was huge success. We raised over a \$100 dollars. Thank you to everyone that bought and brought in books. Thank you to the ladies that worked the table. You did an excellent job.

Here is the list of overdue book offenders:

October

Diana Osselman 1 book (Easy Does It Quilts)

November

Marie Sugar 1 book

December

Micki Tedeschi 1 book

Marie Sugar 2 books

Mary Scott 2 books

Pat Bobletz 1 book


Beverly Schwartz 1 book

Carolynn Young 1 book

Please make every effort to get these book back at the next meeting. If you cannot attend the meeting please send them with a friend or mail them to me. I have finally moved. My new address is listed below.

Stop by the table to look at the books that have been ordered this year. Or check the cart for an old favorite that you have not seen in a while.

Thanks to Judy Gignesi for helping me at the library table and thanks to Jackie Stewart and Lorraine Mioducki who worked at the sale table.



Susan Chapman
P.O. Box 8186
New Fairfield, CT 06812
203-746-1150
susanc@ntplx.net

Comfort Quilts


After announcing that February and March meetings would be on our regular dates, I must correct that statement. The second February meeting must be on WEDNESDAY, Feb. 14.

Remember there are NO TIME LIMITS on making Comfort Quilt Kits. However, if you have taken a kit (maybe even a year or two ago) and have not been able to get to it (Life Happens), just bring it back and please don't feel guilty—the quilt police will not come after you! Comfort Quilts is an extra activity, and some of us have more time than others for such things.

Cat Kits are still available at every meeting.

Pat Baker

Committee Meeting Dates: Feb. 14 Wednesday March 1 Thursday



THE CITY QUILTER



157 West 24th St.
212-807-0390

Tuesday - Friday,
11 to 7
Saturday, 10 to 6
Sunday, 11 to 5

**Come visit us on your next
trip to Manhattan!**

Located between 6th & 7th Avenues
near the Chelsea shopping
& art district, bus & subway lines.
Adjacent to parking.

Education

I am sorry that I had to cancel the Judy Irish classes. With fewer than 5 people registered in each class it just wasn't worth it. Unfortunately, Judy's schedule doesn't allow for them to be rescheduled.

We still have lots of fun workshops coming up. Please register soon. We don't want to have to cancel any others. All classes are \$30 per day. On Wednesday, March 21, Meg Mooar will be teaching "String Pieced Star." It is a full day class where you can use foundation string piecing to make a pretty scrappy eight-pointed star miniature quilt.

On Tuesday, April 17, Elizabeth Hendricks, will be teaching "Bobbin Quilting." You will stitch up-side-down with decorative threads, braids, and ribbons to create a unique quilted design. This class is filling up quickly so get your checks to me ASAP.

On Wednesday, April 18, Elizabeth Hendricks will do a second workshop for us, "Joys of Couching." Learn how to add straight, curved and figurative shapes to your tops and explore the different ways of couching as part of the quilting process.

In May, two of the speakers from the Quilt Show will be giving workshops. On Monday, May 7, Linda Cantrell will be teaching "Fantasy Flowers" using an easy applique technique. In addition to learning perfect points, corners, and deep inside curves, you will learn how to frame your quilted art for a more professional look!

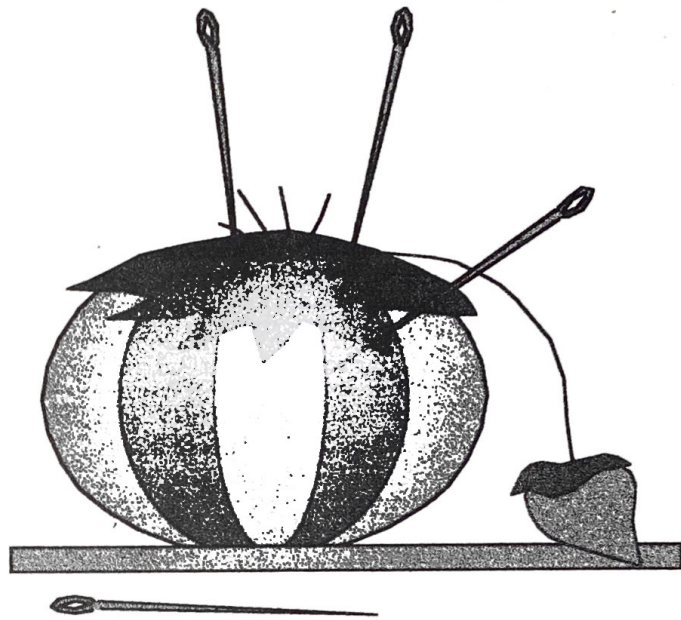
On Monday and Tuesday, May 7 & 8, David Walker will give a two-day workshop called "Small Works II." Check his web site W3.ONE.NET/~DAVIDXIX for details and see examples of his work. It should be a fun and interesting two days. This class will be \$60.

You may register for any or all of these classes at any time. Just send a check and a self-addressed stamped envelope for the supply list. (I will have envelopes and stamps available at meetings for a nominal fee of 35 cents. I will mail the supply lists at about one month in advance). You can sign up at the meetings by simply placing your check in your envelope in the registration box at the education table.

See you at the meeting!

If you missed signing up for Super Saturday, March 31 at the January meeting, you will have another chance in February. This is always a fun day, and a real bargain at only \$15 including lunch. Don't miss it.

Liz Doyle - 914-232-3040
84 Mustato Road
Katonah, NY 10536
Elizied@AOL.Com



PiecefulAcrePatterns.com

Quilt Patterns on the Internet
JoAnn Brown, Owner
(203) 748-1094 or (203) 791-9814
E-mail: PiecefulA@aol.com

February - BLOCK -of-the-MONTH
HOUSE

There are no templates. Careful cutting and accurate 1/4 " seams will yield a 12 1/2" square block. As you cut pieces lay them out in order following diagram. This helps eliminate assembly mistakes.

FABRICS needed:

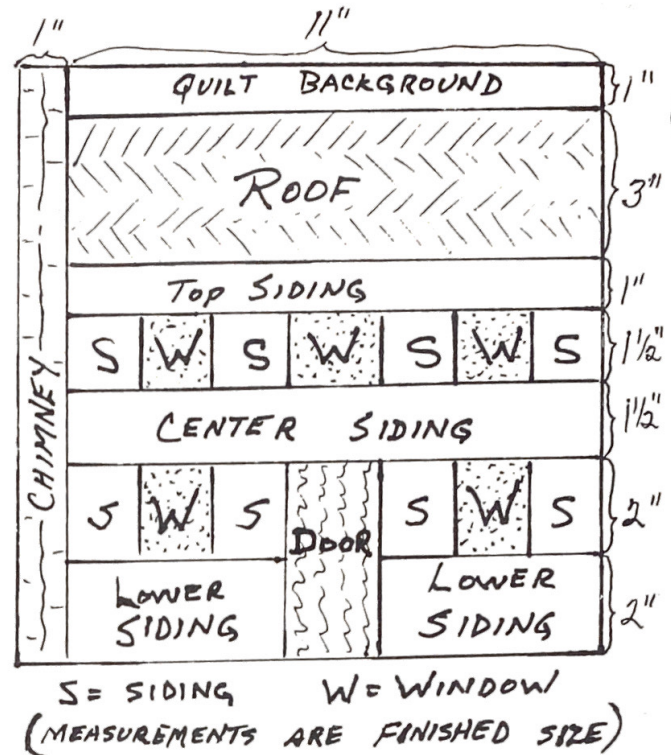
Quilt background	Roof
House siding	Windows
Door	Chimney

CUTTING instructions: Cut everything on straight grain of fabric

- from background cut one piece 1 1/2"x11 1/2"
- from roof fabric cut one piece 3 1/2"x11 1/2"
- from siding fabric cut the following:
 - 1 strip 1 1/2"x11 1/2" (top siding)
 - 1 strip 2"x11 1/2" (center siding)
 - 2 strips 2 1/2"x5" (lower siding)
 - 1 strip 2"x8" --- divide into four 2" lengths for upper window section
 - 1 strip 2 1/2"x8" ---divide into four 2" lengths for lower window section
- for windows cut two pieces 2"x2" (upper outside windows) and three pieces 2"x2 1/2" (two lower windows and one upper center)
- for door cut one piece 2 1/2"x4 1/2"
- for chimney cut one piece 1 1/2"x12 1/2"

SEWING instructions:

- Sew background to top of roof. Press seam toward roof.
- Sew top siding piece to bottom of roof. Press seam toward roof.
- Sew upper window section together using diagram as guide. Press away from windows.
- Attach to top siding strip. Press away from windows.
- Sew center siding strip to bottom of window section. Press away from windows.
- Sew both lower window and siding pieces, then attach bottom siding. Press away from windows.
- Sew door between left and right window sections then attach to house. Press.
- Finally, sew chimney to either side of house. Press toward chimney. Move furniture in!



ROUND ROBIN QUILTERS

January directions due for exchange at March meeting.

Membership

We were most fortunate to have new members who braved the cold and signed up at our last meeting. Please add these names to your membership list:

Jennifer O'Brien
12 Flak Lane
New Fairfield, CT 06812
(203) 746-5280
jenobrien@aol.com

Mary Parker
25 Tomahawk Street
Yorktown Heights, N.Y. 10598
mparker@aol.com

Deborah Sperrazza
37 Banksville Rd.
Armonk, New York 10504
(914) 273-3367

Jean Rittenhouse
80 Pinebrook Lane
Carmel, New York 10512
(845) 621-8561
doritter@bestweb.net

Frances E. Phillips
67 James Street
Montclair, New Jersey 07042
(973) 748-4680

Judy Rubin
619A Heritage Hills
Somers, New York 10589
(914) 277-7600

Rejoining....
Caroline Kearney
639 Leetown Road
Stormville, NY 12582
845-226-7608
bobcat@bestwebnet

Corrections to the membership list:

Marie Concher's e-mail address is runningstch07@aol.co
Jane Davila's new address is
28 Cooper Hill Rd. Ridgefield, CT 06877
Alice Dokken— adokken@earthlink.net
Karan Moseman telephone # is (914) 962-3654 e-mail is
mosemans@aol.com
Elizabeth Reed's telephone # is (845) 279-7497
Mary Scott's e-mail address is quilt-angel@juno.com
Susan Chapman's new address is P.O. Box 8186, New
Fairfield, CT 06812, 203-746-1150, susanc@ntplx.net
Carrie Vollrath's email should be caristar@concentric.net

NSQG Guild Treasurer's Report 10/18/00 — 1/17/01

Guild Checking Opening Balance 10/18/00 \$12,195.97

Income: Membership Income	1,045.00
Pin Sales	52.50
Boutique Sales	3,654.22
Workshop Fees	2,940.00
Newsletter Advertising	100.00
Raffle Income	744.80
Trip Income	18,850.00

Total Income: \$27,386.52

Expense:	
Bank Charges	12.63
Boutique	3,448.79
Challenge	4.93
Education	4,040.19
General Office	116.00
Hospitality	50.36
Library	154.11
Membership	156.97
Newsletter	1,684.40
Program	1,750.18
Raffle Expense	358.91
Rent	500.00
Trip Expense	16,886.87
Ornament Saturday	25.00
Total Expense	\$29,189.34

Guild Checking Closing Balance 1/21/01: \$10,393.15

Guild Savings Opening Balance 10/18/00:	\$19,666.03
Income: Interest	98.39
Guild Savings Closing Balance 1/21/01:	\$19,764.42

Show Checking Opening Balance 10/18/00:	\$ 9,552.66
Income: Vendor Fees	1,405.00
Expense: Show Pins	660.26
Bank Charges	10.00
Frame Storage	417.00
Printing	84.40
Raffle Quilt	88.55
Mailing	125.00

Total Expense:	1,385.21
Show Checking Closing Balance 1/21/01:	\$9,572.45
Total All Accounts 1/21/01:	\$39,730.02

Road to . . .

A comprehensive list compiled by Nancy Hantman

Exhibitions and Shows

- Cooperstown, NY: Fenimore Quilters' 2001 Cooperstown Show, February 10-25, Cooperstown Art Association Galleries, 22 Main Street. Contact: Gail Rogers, 602 Greenough Road, Cooperstown, NY 13326; 607-547-5270.
- Williamsburg, VA: Mid-Atlantic Quilt Festival XII, February 22-25, Williamsburg Marriott Hotel. Send \$2.00 to David M. & Peter J. Mancuso, Inc., PO Box 667, New Hope, PA 18938; 215-862-5828; fax 215-862-9753; <http://www.quiltfest.com>.
- Bloomington, IN: Indiana Heritage Quilt Show, March 1-3, Bloomington Convention Center. Send \$1.00 to Indiana Heritage Quilt Show, P.O. Box 6751, Dept. QNM, Bloomington, IN 47407-6761; <http://www.IHQS-quiltshow.org>.
- Paducah, KY: "Classic Antique Quilts from the Pilgrim/Roy Collection," March 17-August 11, Museum of the American Quilter's Society, 215 Jefferson Street; fax 270-898-1173; <http://www.AQSquilt.com>.
- Dallas, TX: Dallas Quilt Celebration 2001, March 23-25, World Trade Center, 2100 Stemmons Freeway. LSASE to Quilt Celebration 2001, 4517 Lakepointe Avenue, Rowlett, TX 75088-6860.
- Troy, NY: "NY Quilts!--2001--A Quilt Odyssey," May 19-20. LSASE to NY Quilts!, PO Box 93, Brainard, NY 12024-0093; <http://www.nyquilts.org>.

Other Events

- Shelburne, VT: "Miniature Landscape: Precision Piecing" (workshop by Susan Damone Balch), March 9-11, Heart of the Village Inn, 5347 Shelburne Road. Contact: Heart of the Village Inn, 5347 Shelburne Road, PO Box 953, Shelburne, VT 05482; 877-808-1834.
- Ogunquit, ME: Quilt Camp, March 30-April 1 (Maurine Noble), November 9-11 (Elly Sienkiewicz), The Cliff House. SASE to Heartbeat Quilts, 765 Main Street, Hyannis, MA 02601; 800-393-8050; fax 508-790-2711; <http://www.heartbeatquilts.com>.
- Nationwide: "Teach America 2 Quilt...Again" brochure available from AQS, Teach America, PO Box 3290, Paducah, KY 42002-3290.
- Bookstores: "Bound for the North Star," true stories of fugitive slaves by Brindell Fradin; cover illustration from the Underground Railroad Quilt; Clarion Books, New York, NY; \$20.00.

World Wide Web Sites

- African American Quilting Traditions at <http://www.people.virginia.edu/~jk15c/atrads.html>
- Gloria Hansen at <http://www.gloriahansen.com>
- Hoffman Fabrics at <http://www.hoffmanfabrics.com>
- Marjorie McWilliams at <http://www.fabricdesigns.com>
- Marti Mitchell at <http://www.frommarti.com>
- Quilting Treasures at <http://www.quiltingtreasures.com>
- Yuzen Dyeing Process at <http://web.kyoto-inet.org.jp/org/kimono/process/process-e.html>



Quilt Basket

Classes Fabrics Supplies

Shop online at
<http://www.quiltbasket.com>

(845) 227-7606

872 Route 376, Ste. B
Wappingers Falls, NY 12590

Special Sightings

Rally Round Raspberry Ruff, a prize winning quilt by Alice Gerrard, appeared as background for the book advertisement on the inside back cover in the recent issues of *American Quilter*.

Karen Eckmeier's "Lone Palm" is the quilt photo of the week in the Quilt Art 2001 Engagement Calendar.

Luana's Resolutions 2001 - A Fabriholic Odyssey

1. I promise not to feel guilty about all the UFO's piled up around the sewing machine and in the closet.
2. I promise to make something for myself this year - keep it - and hang it proudly on the wall or use it daily in the home. I deserve it!
3. I promise to learn a new sewing or quilting technique, and share it with at least one other person.
4. I promise to clean and oil my trusty sewing machine at least once this year! Okay, maybe twice...
5. I promise not to get chocolate on the fabric while sewing.
6. I promise to find all the secret fabric purchases hidden around the house and in the car trunk, and add them to my stash.
7. I promise to meet with other artists/quilters/seamstresses at least once a month to inspire and support each other. Hopefully more often!
8. I promise to cut up and use the most expensive fabric I own, instead of enshrining it in The Sacred Box of Special Fabric.
9. I promise to try a new color that I have avoided thus far, and use it in a project.
10. I promise to schedule in a chunk of time for sewing on a regular basis, and never break my Sewing Date with myself!

How about you? What creative resolutions are you making this year?

equilter

Think About This...

100 years ago some medical authorities warned that professional seamstresses were apt to become sexually aroused by the steady rhythm, hour after hour, of the sewing machine's foot pedals. They recommended slipping bromide—which was thought to diminish sexual desire—into the women's drinking water.

Area Shows and Exhibits

The annual Quilt Exhibit at the Hart Library, Shrub Oak will continue until the end of February. Included are several quilts made by NSQG members.

Library hours are:

Mon. - Thurs. 9:30 - 8:00

Fri. & Sat. 9:30 - 5:00

Sun. 1:00 - 4:00

Signature Quilt Artists

Signature Quilt Artists will be the invitational group at the sixth annual NYQuilts! Show, to be held at Russell Sage College in Troy, NY. Group challenge quilts and individual pieces will be included in the exhibit. Contact Mary Beth Goodman at 518-766-6279 or e-mail to mgoodman@nyquilts.org for further information about the show.

Surface Design Challenge Month 2

Bleach discharge with hand made stamps.

Supplies:

Craft Foam (Craft Foam or Flexi-foam is inexpensive at about \$.79 and found in most any craft store.)

Something to mount stamp on- wood, meat packing foam, acrylic.

Glue-E600, I have also used regular Elmer's, which works fine

Scissors

1 yard hand dyed or solid colored 100% cotton fabric-test fabric first as not all fabric discharges equally well.

Bleach-straight bleach works fine

Foam brush or sponge

Tarp to protect work surface

Water container, pencil or marker

This is where a clip art book may come in handy. Find or create an image you would like to make a stamp of. Cut this image out and glue onto a piece of wood, acrylic or meat packing foam. It is a good idea if the mounting surface is about the same size as your stamp so that you have a clear idea of where your stamp will fall when you are ready to use it. I have not used acrylic but know this is probably the best mount for stamps because you can see through it to the fabric

February 2001

Northern Star Quilters' Guild
P.O. Box 232
Somers, New York 10589

A quilt is not a quilt ... until it's quilted!



Help for basting and/or customized machine quilting
is only a phone call away!

Caroline Kearney

'845-226-7608

you are creating. Use foam brush to paint stamp surface with bleach and stamp fabric. The bleach takes a good minute or so to discharge. You may find using too much bleach will bleed. You can use the stamp twice and the second stamp will be lighter than the first- this can make things interesting. When you have finished creating and you are happy with the discharge result, wash fabric thoroughly.

Break all of these rules and strut your stuff. Create a full yard of fabric and show us your wares at the next meeting.

Melanie Testa
203 327 1414
davanie@snet.net

9



First Class Mail

Linda Von Ahn
30 Greenfield Rd.
Mahopac, NY 10541

