

On Point!

FEBRUARY 2006
VOLUME 24 • NO. 6

A PUBLICATION OF THE NORTHERN STAR QUILTERS' GUILD
SOMERS, NEW YORK

www.northernstarquilters.com

A Message from the President



When I was asked to be the President of our Guild, I knew that one of the hardest things for me would be to write this article every month. Meeting the deadline and thinking of something to say each month would be a challenge.

I promised myself I would write about Guild activities and not resort to discussing the weather. There has been so much Guild news, that thinking of something to say has not been a problem.

Our newsletter Editor, Vicki Romaine Cohn, has been ever patient with me when I tell her the dog ate my homework, I am not in a writing mood, I have to be with my loved ones and I will send something soon. Will she believe me again this month when I say a tree fell on my house? I know that she will, since she was trapped by a neighbor's tree which fell across her driveway, missing their cars. I apologize to her and to all of you who tried to contact me last month about meeting cancellation. No one could have ever anticipated the power outages, phone and cable lines all being down and the rapid shifts in the temperature.

If the building is open and the weather is not bad in the Somers area, the meeting will go on. If the driving situation is worse in your area, you will need to use your own judgment as to whether or not you want to come out. No one should ever risk their own safety to get to the meeting, even if they have a job at that meeting. We will somehow recover at the next meeting. Everyone will understand.

The By-Law Review Committee has been determined to finish their work in spite of living a long distance apart and having many icy nights and snow during the early part of the winter. Hugs and kisses to Sister Barbara for giving us a central meeting place on several evenings at the school. These delays may affect our schedule for presenting the proposed changes to the full Board and to you, the membership, during the Spring. We hope you will grant some tolerance to the schedule and give this important matter your full attention as soon as we can get it before you. It is more important to be right than on time in this case.

The Challenge and Super Saturday are two of our most popular events. The February meeting will be the culmination of one and the beginning of the next. The results of the "Shakespeare in Stitches" Challenge will finally be revealed by Norma Schlager and her Committee. Many of you have suggested that the makers get time to talk about their quilts, and that we all get to see these wonderful quilts at a slower pace. We will give each person who would like to speak the opportunity to use the microphone. There is no pressure to speak for those who would rather not, or feel their quilt speaks for itself! We will also be choosing a new Committee and a



February Meeting: Tuesday, February 21st

JFK High School, Somers, NY

Special Interest Groups: Appliqué,
Art Quilt, Beginning Quilters
6-6:45PM

Doors Open: 6:30PM

General Meeting: 7:15PM

"Shakespeare in Stitches"

NSQG 2006 Challenge

Comfort Quilts Project

Super Saturday Sign-Up

theme for next year's Challenge right away, so if you have a great idea or would like to be considered for that Committee, let me know.

You will have your first opportunity to see samples and sign up for your Super Saturday class during the social period in the cafeteria. With our first-ever event at John F. Kennedy High School, we hope to set a new record for member participation this year.

Hugs and kisses to all for Valentines Day!

Susie



Membership Report

Northern Star Quilters' Guild Membership currently stands at 253. Membership badges and the 2005-2006 Membership List will be available at the Sign-In table if you haven't yet picked them up.

Don't be shy! Make a point of checking out one of the Guild's newly formed special interest groups this month! It's a great way of meeting people with similar interests and learning something new.

Linda Ostrander will be heading up a new group entitled Basic Training. She will be teaching the basics of quilting including a demonstration at the March meeting of how to make and properly attach a sleeve to the back of your quilt for hanging. (Please note: all quilts at this year's Show must have a sleeve!)

The Art Quilt Group will be treated to a demonstration of machine satin stitching, and those members who signed up to participate in a fabric postcard exchange will bring in their postcards for everyone to see.

Don't forget your Show 'n' Tell!

The newly-formed Appliqué Group is also up and running. Please bring your ideas and Show 'n' Tell to the February meeting.

There will be a brief presentation of Jane Townswick's unique blended appliqué technique at the March meeting. All special interest groups will meet from 6:00-6:45 PM just prior to the General Meeting. Anyone is welcome to come, and there is no charge.

Carol Sterk csterk@optonline.net
Degen Sayer degensayer@aol.com

2005-2006 NSQG Board

PresidentSusie Andersen, manderse@optonline.net
Vice President, Programs.....Suzanne Sunday, ssunday@bestweb.net
Vice Presidents, MembershipDegen Sayer, degensayer@aol.com
Carol Sterk, csterk@optonline.net
Vice President, Quilt Show ..Mary Cannizzaro, antmaryc@optonline.net
Recording Secretary.....Barbara Sliter, bsliter@suscom.net
Corresponding Secretary.....Sue McMachan, somershaven@cs.com
Treasurer.....Kay Marcarello, kmarcarello@att.net

Directors

Boutique.....Carolynn Young, cjyoung@suscom.net
Charitable Activities.....Carolyn Langevin, carolynlange@aol.com
Education.....Dorothy Scalice, qow@charter.net
Hospitality.....Andrea Winter, adwinter@optonline.net
Library.....June Sahn, gladies@netzero.com
Newsletter.....Vicki Romaine Cohn, romaine@optonline.net
Special Events.....Denise Isherwood, dmisherwood@snet.net

WebmasterElizabeth Poole, ejp@elizabethpoole.com
Websitehttp://northernstarquilters.com

2006-2007 Nominating Chairperson

Melanie Darensod joemelan@att.net

**Don't forget to bring
your Show and Tell!**

JO ANN PELLICANO-ALVAREZ For All Your Sewing Needs



19 PUTNAM AVENUE
PORT CHESTER, NY 10573
(914) 934-2934
nthimble@aol.com

Authorized Dealer
JANOME
SEWING MACHINES
Sewing Machines & Sergers

The Country Quilter
344 Route 100, Somers NY 10589
(914) 277-4820 Fax (914) 277-8604
www.countryquilter.com
Proprietor: Claire Oehler
Quality Quilting Fabrics and Supplies
(open NSQG Meeting Nights until 7 pm)



133 West 25th St.
212-807-0390
www.cityquilter.com

Tues to Fri 11 to 7
Saturday, 10 to 6
Sunday, 11 to 5

**Proud to be
one of the
"Top Ten Shops"
in Quilt
Sampler's
Fall, 2005 issue**



Little Red Quilt House
(203) 258-9464
www.LRQH.Com

**Longarm Quilting
Basting Service
Binding - Hand and Machine**

No Rules

Your Batting - No Problem
Your Thread - No Problem
Top Not Flat - No Problem
Top Not Square - No Problem

**Any Quilt
Any Condition
We'll Finish It**

2006 A World of Quilts XXVII Show News

Saturday, May 6, 2006 • 10AM to 5PM

Sunday, May 7, 2006 • 10AM to 4PM

JFK High School, Somers, New York



To Register A Quilt: Go to our website and download a Registration Form and Instructions. Fill out, take a photo of your quilt, and send it along with your check for \$8.00 per quilt to Caryl Castellion.

Don't forget to sew a sleeve on each quilt. It's a necessary item this year to hang the quilt in the Show.


Deadline: March 1, 2006. If you have trouble figuring out the category, give Caryl Castellion a call for assistance.

Drop-Off Days: April 27, 29 and 30. More information is listed in the Quilt Handling Procedures on our website.

Volunteering: The heart and soul of our show are our volunteers. Whether you are at the Admissions Table, or giving a tour as a White Glove, you project our first and lasting impression on our visitors. Our Show would not be a success without each and every member's help.

If you have a favorite place to volunteer, please call or write to me or to the appropriate committee member to reserve your spot.

The recipient of the Quilt Raffle proceeds is *The Support Connection*. Raffle tickets will be available at the February meeting.



What's New This Year:

- The layout of the school halls will be different this year. We will be utilizing more of the classrooms and hall space. We are trying to relieve congestion in some places in the halls.
- The demonstrations will include Guild members as well as some of the Vendors demonstrating a technique or product.
- The Cafeteria tables are now round tables and will be a friendly place to sit and have lunch. There will be no vendors in the Cafeteria.
- We will have a Coat/Package Check outside the Teachers' Lounge. Sister Barbara will run this station as well as supervise the Cafeteria.
- The Quilt Display will have an updated system which will make the job of hanging the quilts more efficient.
- The Invitational Quilts will include three small exhibits by members as well as quilts from upcoming speakers. We will be able to view the work of the lecturers who will be coming in the next year. This will be a great way to look over the work of those who will be teaching us.
- Metro-North will offer a "Rail Excursion" reduced fare: \$11.50 for a round trip. We will be linked to their website to facilitate the use of the group discount.
- The Sweepstakes will be a new addition this year. Purchase a ticket and have a chance to win some great prizes...instantly...as well as be eligible for a large drawing at the end of the show.

2006 A World of Quilts XXVII Lecture and Workshop Schedule

Saturday, May 6, 2006

11:30AM Lecture: Lonni Rossi

Woman Versus Weather: Controlled Spontaneity

Based on experiences in developing her unique "indoor-outdoor" fabric painting style, Lonni will discuss her various sources of design inspiration and ways to use her "typographically motivated" fabrics in your own work. Lots of Show 'n' Tell, quilts and design progressions. (1/2 hour) followed by a question and answer period.

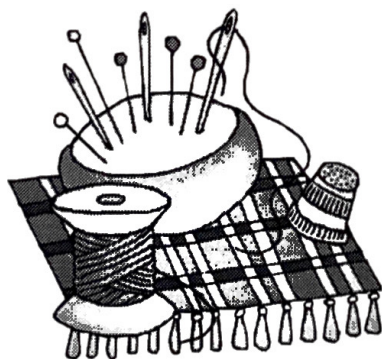
2PM Lecture: Karen Eckmeier
Collage Creations

From whimsical lizards to contemplative landscapes, Karen leads you step by step through several approaches to fabric collage. She will show you how to cut fabrics to get the look of precision piecing or even to give your piece a soft, painterly look. (1 hour)

WORKSHOP

1:30PM: Lonni Rossi: Basic Stenciling

Learn how to cut a stencil from your own design (or samples provided). Featured will be demonstrations of how to stencil on fabrics, and layering ideas using opaque and transparent paints. (3 hours, \$20 materials fee for each student)



Sunday, May 7, 2006

12PM Lecture: Karen Eckmeier
Layered Curves and Peaks

An overview on how to create curves and angles using Karen's techniques and how they are used in her series, "Accidental Landscapes™". Inspired by the textures, lines and colors found in nature, Karen shares her love of curved piecing and collage, and how it led to the creation of her unique Layering/Topstitching technique. (1 hour)

2PM Lecture: Lonni Rossi
Inner Logic: An Artist's
Typographically Motivated Journey

An in-depth view of how Lonni evolved from a professional graphic designer who just loved to quilt, into a fabric designer whose deep passion for self-expression led to a new career in textiles. (1 hour lecture and slides)

WORKSHOP

9:30am – 12:30pm: Lonni Rossi
Silk-Screening and Stamping

An overview of how to prepare a non-photographic silk screen. Featured will be a demonstration of how to silkscreen on fabrics, with some of Lonni's screens available for use in class. Learn how to make your own rubber stamps and stencils, stamp and silkscreen on commercially printed fabrics and make them yours. (3 hours, \$20 materials fee for each student)

Mary Cannizzaro, QUILT SHOW VICE PRESIDENT
AntMaryC@optonline.net

Super Saturday Classes – April 1, 2006

JFK High School – 9:30AM–4PM

CRAZY QUILT PINCUSHIONS Susie Andersen

Start by making a foundation so beautiful that you need no embellishment at all. Buttonhole, Herringbone, Fly Stitches and their variations will be used to decorate your seams. Apply some vintage lace, couch down a colorful yarn, add a special button, a silk ribbon rose, a beaded yoyo and a tiny spider in a golden web. You'll be able to make a pincushion in class or finish it into a scissor or needlecase at home. Complete kit available for \$6.00, or bring your own supplies. H or SM

FABRIC COLLAGE APPLIQUE Tamar Drucker

This class is ideal for those of you who'd love to capture an idea in a pictorial quilt—when you want to create and time is limited, or if you just want to work spontaneously. We'll design and make a small wall hanging size fabric collage in the morning by using your various scraps and fat quarters as your palate. In the afternoon, we'll proceed to quilt the piece. SM

PATCHWORK QUILTING IN A NUTSHELL

Linda Ostrander

This class is designed for any and all Beginners to experience the basic processes used to construct a patchwork quilt. Topics covered will be: rotary cutting, strip-piecing, seam allowance, sandwiching, simple machine quilting and binding. Quick methods using a machine will be emphasized, however hand techniques will be discussed also. You'll make a "Hole in the Barn Door" block using your fabrics.

BEAD PLAY Fran Phillips

You'll make a delicate crystal bracelet while learning how to wire wrap. We'll be playing with larger beads and discovering the glories of crimp beads and flexwire. If you're an embellisher, you'll find wire wrapping a useful technique along with understanding of the different tools and materials. You'll leave at the end of the day wearing a new treasure. Kit Fee:\$20 H

SURFACE STITCHED PURSE Degen Sayer

Learn the art quilting technique of surface stitching and how to make a small purse at the same time. Learn how to apply multiple layers of threadwork and couched yarns to create your own artful, textured fabric, to be fashioned into a small zippered purse used for cosmetics, sewing supplies or as a clutch bag. A beaded zipper pull and/or fabric handle can be added for a decorative touch. SM

I SPY FOR GUYS Margaret Phillips

Make a fun quilt for your favorite guy using hexagons (washed and ironed) cut from over 200 conversational prints. Kits are available for \$50 and/or bring your own fabrics. Several different arrangements for the hexagons and tips on how to assemble the top will be demonstrated. Templates will also be available for purchase, but not required. Only 15 kits available. SM

PIN WEAVING Jean Sparacin

Have you ever wanted to weave but didn't have the time? Pin Weaving is a way to satisfy that inner need to work with fiber and create wearable art. You'll set your warp on a foam core board, string beads on the warp and weave the weft. A 4-strand braided cord and fringe are attached. Piece will be close to finished but you'll be able to continue on your own. Materials Fee: \$5.00. H

FREEZER PAPER RESIST Melanie Testa

Using freezer paper as a resist with paints, glues and foils can add depth and dimension to hand dyed or batik fabrics. This technique is easy to learn and will lend your fabrics a touch of mystery and intrigue. A materials fee of about \$25 will cover cost of a set of Pebeo Opaque Setacolor paints for you to take home if you do not already own a set. H

QUILTED POSTCARDS Joann van Ritbergen

These postcards make great gifts to send for a special occasion or to trade. We will be making 1 (or 2) traditional size 4 X 6 postcards. A \$10 class kit includes fabric, one spool of Superior variegated thread, embellishments, two Fast2Fuse templates and postcard backing. SM needs satin stitch capability.

SILK RIBBON EMBROIDERY AND EMBELLISHING Ellen Purdy

Using silk ribbon, embroidery floss, simple stitches—chain, couching, feather, cretan herringbone, etc., along with very easy silk ribbon stitches, you will create a lovely embellished block. Bring a 10" Crazy Quilt block to class. Check your supply sheet for directions. An embellishment kit will be available in class. or you can bring your own. H

...continued on page 7



Linda Speidell
President

(914) 962-3328

Fabric Mart-NY, Inc.

Authorized PFAFF Sewing Machine Dealer

2019 Crompond Rd.
Yorktown Heights NY 10598 FabricMartNY@msn.com

HARTSDALE FABRICS

275 S. Central Avenue
Hartsdale, New York
(914) 428-7780

Visit www.hartsdalefabrics.com for a store tour
35 years experience in Sewing Machine Sales
BERNINA – VIKING – BROTHER
In-house servicing and repairs—1 week turn-around
1 year guarantee

Jelly Bean Quilter

Long Arm Machine Quilting

Mary Eddy
2 Currituck Road
Newtown, Ct 06470-1306

Phone (203) 426-7911
mary@jbquilter.com
www.jbquilter.com



Quilt Basket, Ltd.

Classes Fabrics Supplies

Shop online at
www.quiltbasket.com

Cambridge Commons
939 Route 376 #4
Wappingers Falls, NY 12590
(845) 227-7606

JANOME
Authorized Dealer

ANITA AYOOB
Owner

19 Sugar Hollow Rd.
Danbury, CT 06810
(203) 792-5252
Fax (203) 748-1695

FabricTree

The Fashion and Decorating Center

Fashion, Quilting & Decorator Fabrics
Custom Work & Shop at Home Service
www.fabrictree.com

The Happy Quilter

Authorized Bernina Dealer
Koala Cabinet Dealer
Premium Fabrics, Books, Notions & Classes

(845) 268-8744
3 Lake Ridge Plaza/Route 303
Valley Cottage, NY 10989



Only 25 Minutes
Outside New York City

Find us on the Web at: www.happyquilter.com


Sunshine

NSQG goodwill is part of our fellowship. Please let me know when a Guild member is in need of a little sunshine due to illness, condolence, marriage, baby, etc.

Thank you,
Sue McMachan
CORRESPONDING
SECRETARY

BERNINA 
AUTHORIZED DEALER

FABRIC
CLASSES, SUPPLIES
KITS



THE
QUILT
SHOP

5 PADANARAM RD.—RT. 37
DANBURY, CT 06811
WORTH THE TRIP

GINNY MURPHY
TEL: 203-743-0543
wamquilt@aol.com



Visit our website!

www.northernstarquilters.com

Charitable Activities

The Guild has \$50 Scholarships available for those who feel that they would like to attend workshops but may not be financially able. These can be used for the April or May workshops or for workshops that are already scheduled for next fall. Just call or write me to apply. There is no other criteria needed.

Comfort Quilts will meet at the Katonah Presbyterian Church on Wednesdays, February 1st and 15th. All are welcome to work together to help others through our quilts.

Carolyn Langevin, CHARITABLE ACTIVITIES CHAIRMAN
carolynlange@aol.com



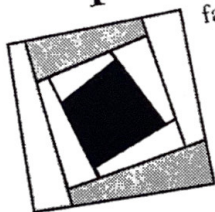
Christian Lane Quilters

Jim & Wilma Cogliantry
(860) 829-2821

www.christianlanequilters.com

Wide Quilt Backings Wholecloth Quilt Kits
Custom Machine Quilting Services

the quilt cottage Monday-Saturday
10AM-6PM
fabrics • yarn • gifts
www.quiltcottage.net



414 mamaroneck avenue
mamaroneck, ny 10543

(914) 777-1-333

nancy c. rosenberger

PINWHEELS



• Fabric
• Fine Ware
• and Folderol

• Maria Tamaoka

• 416 ALBANY POST ROAD
CROTON-ON-HUDSON
NEW YORK 10520

• 914-271-1045
• www.pinwheels.com

continued from page 4...

Super Saturday Classes

LUCKY GODDESS PINS

Jeri Riggs and Elizabeth Rosenberg

Turn your scraps into a Lucky Goddess pin that you can wear to express your joy in life. A \$10 kit will have everything you need to get started. You can bring additional beads, lucky charms, trims, lace, yarn or other embellishments to personalize your kit. Have a fun day with the comedy team of Riggs & Rosenberg, and laugh your way to making something beautiful. You'll enjoy making this pin and more for admiring friends. H

FAUX CHENILLE, FAUX APPLIQUE PILLOW

Carolyn Salon

Create a beautiful, luscious, soft, faux chenille rayon. Add your own designs of faux appliqué to it. Choose a 16" pillow kit from several color choices for \$20 or consult me about using your own fabrics. No complicated sewing—just straight stitching. The original design is based on the Nanette Holmberg method. SM

On The Road Again...to Lancaster, PA

Our next trip will be to Lancaster, Pennsylvania on April 7-8, 2006. We'll be loading the bus on Friday morning, stopping for pickups in Brewster (Route 312) and Elmsford (Route 9A) and heading off to the *Quilters' Heritage Celebration* in Lancaster for two days of shopping, shopping, and more shopping.

We'll make the usual favorite stops at Sauders, and the Kitchen Kettle Village (home of Zook's and the Country Store) then onto Miller's for a great meal on Friday night.

We'll be staying at the Fairfield Inn and then on Saturday we're off to the Lancaster Host Hotel for the *Quilters' Heritage Celebration*. Cost for this trip will be \$170.00 which covers the hotel and dinner on Friday, breakfast and entrance to the show on Saturday.

Hope you can join us!

Thanks, Kathy Vanacoro

608 S. Lakeshore Drive, Lake Carmel, NY 10512

kathy@vanastudios.com, 845-225-0047




Northern Star Quilters' Guild participates in "Best of New England" Show at New England Quilt Museum

In October the members of Northern Star Quilters' Guild voted to have Georgia Heller's "Winter Garden" quilt be our nominee to the New England Quilt Museum for its "Best of New England" exhibit. From the 48 quilts submitted, 28 were selected and we were excited that Georgia's quilt was included.

Saturday, January 28, 2006, Georgia participated in a reception and trunk show for the quilters from Connecticut, Rhode Island and Massachusetts. She was delighted when she walked up the stairs to the museum's exhibit space and saw her quilt hanging on the wall directly opposite the entry.

Georgia and fellow NSQG friends, Meg Mooar, Susan Rooks, and Janè Eyes, enjoyed seeing the wonderful exhibit and having the opportunity to see the variety of other quilts shown by the very enthusiastic trunk show participants.

The exhibit will be on display at the museum in Lowell, Massachusetts from January 21 through April 1, 2006. If you have the opportunity, it is well worth the visit. Among the quilts is Rosemary Brown's "Reversing the Curse", a pictorial tribute to the 2004 World Series



Champion Red Sox. It bears autographs of eight team members. The exhibit also includes numerous traditional appliqué and traditional pieced quilts, a mini 29" x 29" Baltimore Album quilt with 25 incredibly detailed four inch square blocks, several landscape quilts, and other contemporary quilts.

For more information see www.nequiltmuseum.org.

FEBRUARY 2006

On Point!



NORTHERN STAR QUILTERS' GUILD
P.O. BOX 232
SOMERS, NEW YORK 10589

FIRST CLASS MAIL

