

On Point!

Published by
THE NORTHERN STAR QUILTERS' GUILD
SOMERS, NY
www.northernstarquilters.com

February 2013
VOLUME 31, No. 6

NSQG Newsletter - February 2013

February 2013

Sat 2 Longarm SIG
Wed 6 Comfort Quilts
Sat 9 The Sticklers SIG
Tue 12 Board Meeting
Sat 16 Landscape SIG
Tue 19 Guild Meeting: Education Program
Wed 20 Comfort Quilts
Fri 22 Newsletter submissions due
Sat 23 Super Saturday!

March 2013

Sat 2 Longarm SIG
Wed 6 Comfort Quilts
Sat 9 Landscape SIG
Sat 9 The Sticklers SIG
Tue 12 Quilt Show Committee
Tue 12 Board Meeting
Fri-Sat 15-16 Bus Trip - Lancaster
Tue 19 Guild Meeting: Karen Eckmeier
Wed 20 Workshop: "Accidental Landscapes"
Wed 20 Comfort Quilts
Fri 22 Newsletter submissions due
Sun 31 Quilt Show Registration Closes!

President's Message

What a wonderful evening we had at January's meeting! If you missed out on any of the following, it's not too late:

- ~ 2013 tickets were distributed
- ~ 2014 raffle quilt blocks are available to be sewn
- ~ Class sign-ups for March, April and May
- ~ Sign up for the Lancaster Trip and Super Saturday
- ~ Quilt Show volunteer sign-ups
- ~ Quilt appraisal appointments

We also enjoyed **Sandra Parrott's** stunning member showcase. Sandra is a new member to the Guild and enjoys art quilting. Sandra, I appreciate your generosity in sharing your talents and knowledge with the other guild members. Thank you!

The Katonah Museum of Art has offered Sunday, March 3 and Saturday, May 18 to NSQG members to view the "Beyond the Bed" exhibit free of charge. Only NSQG members will be admitted free of charge. You can bring family and friends with you on these dates, but they will need to pay admission. (Please wear your NSQG badge as identification.)

In addition, if there is interest in a group tour with a docent, (maximum 25 people) this can be scheduled on a weekday (Tuesday – Friday). Please contact **Melanie Hulse** or **Patti Calautti** with any questions.

Finally, the Katonah Museum of Art is having a wonderful lecture series that you may want to mark on your calendar, starting with a lecture by Kaffe Fassett on March 4. Check the online version of our newsletter for the link to see their offerings online

Deirdre Abbotts Receives a Wonderful Start to 2013

Last year, Deirdre Abbotts designed a QR Red-and-White Quilt for our 2012 quilt show. During the show, Joanna S. Rose and her family viewed our many quilts and Deirdre's left a lasting impression. I am happy to share that Deirdre's quilt has become part of The Joanna S. Rose permanent collection of red and white quilts!

February's Meeting

Remember to bring your # 2 completed UFO for show and tell. Be sure to arrive early to view the 2013 Challenge quilts and have adequate time to vote.

Patti Calautti, President
President@Northernstarquilters.com



Deirdre Abbotts, QR Quilt
The Joanna S. Rose Private Collection

Programs

Register Now for Spring Workshops!

Sign-ups for Spring Workshops will continue through April. Spaces are going fast, however - so be sure to register soon!

March: Karen Eckmeier

Lecture: Tue, Mar 19

"oops! My Edges are Showing"

Appliqué is one of Karen's many skills. In "oops! My Edges Are Showing," Karen will provide an overview of her experience. From early hand appliqué pieces to her current straight-stitch appliqué series, Karen's PowerPoint presentation and mini trunk show will provide inspiration for dealing with those appliqué edges!

Workshop: Wed, Mar 20

"Accidental Landscapes: Mountain Views" *

Karen has perfected a landscape technique that anyone can do. Combining her signature top-stitch piecing with free-form rotary cutting, you will create a landscape of mountains, hills and sky. There is no pattern for this class; each person's landscape will be unique! Karen will show you how to use color and value to create your own peaceful vista or dynamic mountain scene. Endless variations will have you making more than one! Karen's book, *Accidental Landscapes*, could prove very helpful but is not required. This class is suitable for confident beginners and beyond! (Lake Lindale Clubhouse) www.quilted-lizard.com

* The workshop's title and theme have changed. "Accidental Landscapes" is being offered instead of "Let's Make Waves," as communicated previously.

*We are most grateful to Karen for giving her lecture and workshop to the Guild at No Charge!
As a former member she is giving back to us.
Thank you!*

Programs, Continued

April: Maxine Rosenthal

Lecture: Tue, Apr 16

Trunk Show of Maxine Rosenthal's many One-Block Wonder quilts

Be amazed by the many beautiful designs and variations one block can produce! The real quilts, when seen in person, are always more beautiful.

Workshop: Wed, Apr 17

"One Block Wonders: Hexagons"

Choose one special fabric, layer, cut and stitch triangles into a hexagon block. This one block, when joined to other hexagons, creates a stunning quilt or wall hanging. Maxine Rosenthal has perfected a technique using just one fabric to create a quilt that looks complicated, but isn't! Following Maxine's easy steps, you soon will have your own One Block Wonder. This workshop is suitable for confident beginners and beyond! The class is full, but sign up for the waiting list -- you never know! (Lake Lincolndale Clubhouse)

May Quilt Show: Joe Cunningham


Quilt Show Lectures: May 4 and 5

Joe Cunningham is our main speaker for the Quilt Show, He will give a different lecture each day. Come and be inspired by this internationally known quilter and speaker.

Workshop: Monday, May 6

"Rock the Block: Album Style"

How can a quilt that looks so complex be so simple? Joe will show you how to rock the block with a simple process that leads to unavoidable originality. You can't help it! Fun, easy, satisfying and eye-opening, this class will have you inventing your own ways to make block quilts all your own. This class is suitable for all levels.



Karen Eckmeier
"Accidental Landscape" (Mountain View)

Mark your calendars now and sign up for one (or all!) of these inspiring workshops.

Please note that Supply lists and directions to the workshop space will be available about a month before the workshop. Or you can go to the quilter's website and look at the supply list there. Please contact Barbara Sferra with questions and to sign up for a workshop.

Barbara Sferra, VP Programs
Programs@Northernstarquilters.com

Hospitality

If your last name begins with the letter **M, N, or O**, it's your turn to bring a snack this month. Many thanks to all our members who bring snacks to the meetings. If you can help at the Hospitality Table in February, please let me know.

Since there is a lot going on at February's meeting, we will not hold a raffle this month. We will resume our monthly raffle in March.

Many thanks to those who volunteered to help with the lunch on Super Saturday! I will be contact you via email to let you know the details.

Helen Boland, Hospitality
Hospitality@Northernstarquilters.com

Super Saturday 2013

Last Chance!

There are still a few seats available in the following sessions:

Margaret Phillips

Machine Appliqué without Fusing or Adhesives

Learn an easy technique to machine appliqué without using fusibles or adhesives. Appliqués will be softer and more dimensional. Sewing machine required.

Tamar Drucker

Traditional Hand Appliqué and Reverse Hand Appliqué

A great portable project for the quilter on the go. Learn to hand appliqué around curvy shapes, points, reverse appliqué and other tricks. Visit our website for the supply list.

Sit and Sew

For anyone who would like to work on his/her own project while enjoying the camaraderie of others doing the same.

Logistics:

- February 23 at JFK High School from 9:30 – 4 pm
- Doors open at 9 am for a prompt 9:30 start
- The price remains \$20, including lunch and snacks
- February's meeting will be your last opportunity to register and/or pay your fee
- Supply lists are available online
- Please contact Carol Mayefsky with any questions

Carol Mayefsky, Super Saturday Coordinator

Kelly Lockwood, Special Events

2013 Guild Challenge

Friends, you have done a superb job once again! We have 50 beautiful Challenge creations to be viewed and voted on at the February meeting and then displayed at the NSQG show in May.

Please give yourselves some time prior to the start of the meeting to view the quilts. Ballots will be available when you sign in. Just pick your two favorites in each category (traditional and contemporary) and hand in your ballot.

Voting will close when the meeting begins. Ribbons will be awarded after Show and Tell.

We then will collect the quilts to hold until our show unless there is a specific reason you need to take yours. (An example might be if your quilt will be in April's Village Squares show.)

If you intend to take your quilt, bring the release form that you cut off the bottom of your registration slip. Your quilt must be returned at April's NSQG meeting in order for us to include it in our show.

We loved all these quilts and can't wait for you to see them!

Nancy Mirman and Joyce Sullivan, Challenge Coordinators

Kelly Lockwood, Special Events

Education

Many thanks to **Gail Elspemann, Lynda Long, Maxine Oliver, Sonia Rieber** and **Kendell Storm** for sharing their skills with us at January's program. And a special thanks to **Deirdre Abbotts** for handling the A/V duties.

February Program – Got Scraps?

I've been quilting for many years and have accumulated bags and bins of fabric scraps. I find them inspiring and wouldn't dream of throwing them out. For this month's program, the following members have volunteered to demonstrate projects inspired by their own scrap collections:

- Table Runner Using Ugly Fabrics – Carole Burton
- Fat-quarter Purse – Jean Degl
- Fusible Ornament – Eunice Gough
- Placemats – Patricia Loquet
- Fusing with Scraps – Kendell Storm
- Working with Yoyo's - Mary Waterman
- Fabric Diary – Christine Wilhelm



Kendell Storm, *I Got the Scraps!*

Please bring your notebook so you can remember all that inspires you!

News from our Special Interest Groups (SIGs)

The New SIG - Linda Ostrander

This new SIG got off to a super start thanks to Cheryl Kosarek, who showed us her many styles of bead embellishment. Cheryl promises to teach a few techniques at one of our upcoming meetings. Stay tuned for further information!

Remember this is a SIG for stitching of all sorts: quilting, knitting, needlepoint, beading, embroidery, whatever. Bring a UFO to work on - get new inspiration or helpful suggestions. Bring a sewing machine if you like; there's an outlet nearby. If you are in the process of designing a quilt, bring along your design tools to share with others or get more ideas. The possibilities for this SIG are endless! They meet before the Guild meeting starting at 5:45 pm. Look for the balloon at the back of the cafeteria.

Landscape – Don Gough

Our Saturday meetings are well attended and very popular. The meetings before the guild meetings are getting less attendance but for now we will continue with them at 6 pm. This would be a good opportunity for anyone to get additional help if needed. We are trying to complete two small group-made quilts for the silent auction. We will work on them at both our Saturday and pre-guild meetings. For anyone who hasn't worked with fusible web, either of the meetings would be a good opportunity to get some hands-on experience. Our next Saturday meeting will be February 16 from 10-12 noon at the Astoria bank in Somers.

Longarm – Diane Linker

The Longarm SIG met on February 2 at Kelly Lockwood's home. Next month, we meet on March 2 at the home of Lorraine Freed. Please contact Diane Linker for details.

Hand Appliqué – Denise Isherwood and Kathy Kaplan

Our February meeting will cover borders, borders, borders! How to determine the size of swags and vines in your border, how dense should the border be, and how to determine the right appliqué border will be just some of the topics we'll tackle. If you have quilt tops that need a border, bring them in for discussion. Also, let's see some show and tell this meeting! We meet before the general meeting at 5:45 pm in the faculty lounge.

Art Quilters – Christine Wilhelm

In January, we had a lot of fun experimenting with plastic wrap and a heat source! I look forward to seeing your "Sew and Tell" -- bring something in progress or something finished! Also, please be sure to bring your completed card or cards for this year's "Deck of Cards" challenge. See you there!

The Sticklers – Carolyn Finn

Rested from a brief hiatus in January, we look forward to our next meeting on February 9. Nancy Picco will bring her completed blocks and we'll play "Dear Jane Bingo" to help her identify which are which. We'll also do Show and Tell – so bring your "real" blocks and/or Sticklets. Finally, we'll spend some time helping the Build-a-Block team by cutting strips for our Quilt Show. Many hands make light work! Please bring your cutting mats, rotary cutters, rulers, etc.

Meg Mooar, VP Education

Education@Northernstarquilters.com

Quilt Show

Send Quilt Show Invitations to your Friends!

Breaking news! **Andrea Winter**, quilt show publicity chair, has discovered an app that offers a fabulous, inexpensive, and easy way to send personalized quilt show invitations to your friends. Here is her message and the directions:

Want to try something fun and different and help us advertise the Show? Download the free app called **Postagram** to your iPhone or Android phone. With this app you'll be able to turn a photo of one of your quilts (hopefully one you've registered for the show) into a real snail-mail postcard with postage already included. Just take the picture with your phone, enter a message that includes the show information, select the recipient(s) and you're done. It's a personal way to invite friends and family to come to our show, and who doesn't love getting mail?

Finish and Register your Quilts!

With the beginning of the new year, I hope your thoughts are turning to finishing those UFOs for our show! In order to make this year's show another event to remember, WE NEED YOU to register your quilts. The **deadline for quilt registration is March 31**, but you can save your Quilt Show Registrar and Co-chairs some sleepless nights by not waiting until the last minute. The quilts shared at Show and Tell this year have been gorgeous, and we hope you will include your quilts in the show before giving them away!

Would you like to learn how to register your quilt online? Luann Bruce, our Assistant Registrar, will be available during lunch hour at Super Saturday to show you how to do it. Please contact **Caryl Castellion**, Quilt Registrar, if you encounter a registration problem that you are unable to resolve or if you have any questions about the registration process.

Volunteer Sign-Up

Patricia Loquet will be at a table at our February meeting with her volunteer sign-up sheets. Patricia spends untold hours working to fill all the volunteer slots. Please help her out by signing up without being asked. For several years, each of us volunteered to work the minimum of two hours each day. We both realized that when we increased

Quilt Show, Continued

our involvement, we gained even more than we gave. We met good friends and felt much more a part of things during the show and throughout the year. If you'd like to have fun, feel more connected to your fellow quilters, and experience a greater degree of satisfaction, we encourage you to take on a job that requires more than two hours. Quilt frame set-up and quilt hanging on Friday night (and the reverse process on Sunday afternoon) are great ways to accomplish these goals!

Other Important Reminders

Quilt Appraisals

If you would like to schedule a quilt appraisal appointment with Eugenia Barnes on quilt show weekend, see **Fern Nadel** at February's meeting or contact her via email as soon as possible.

Silent Auction

Carolyn Langevin, Silent Auction Chair, will be at February's meeting to collect quilts for the Silent Auction. Last year, 56 lovely quilts were auctioned, and we're hoping to equal that number this year. Please see our website for more details.

Build-a-Block

Joanne Finnegan, Cathy Hopkins and Mary O'Mara, Co-chairs of Build-a-Block, would like to thank everyone who has generously contributed fabric and batting to the build-a-block program over the past few months. They will be on hand, again, this month, to collect your donations. They are also looking for some help in cutting strips and squares in preparation for quilt show weekend. Please consider contributing to the effort by bringing your rotary cutter, mat and ruler to Super Saturday and spending half an hour cutting strips during your lunch break or after class.

Carol Sterk and Diane Linker, VPs Quilt Show
QuiltShowChairs@Northernstarquilters.com

Trips

Lancaster Bus Trip - March 15-16

Our Lancaster Bus Trip never disappoints, so bring your checkbook to February's guild meeting to secure your spot on the bus.

Please contact us with any questions -- we look forward to seeing you there!

Jen Cannizzaro, Trips Coordinator
Kelly Lockwood, Special Events

Charitable Activities

2014 Raffle Quilt Partner

It's time to nominate your favorite charity to partner with the Guild and be the recipient of our 2014 Raffle Quilt!

Visit our website to access the Form and Guidelines online. Nominations are due at the March meeting.

2013 Raffle Quilt

If you haven't yet picked up your tickets for the Guild's 2013 Raffle Quilt, please do so at February's meeting. Please return ticket stubs and money to Maureen Schulman. She'll be sitting behind the Membership Table.

Please contact Maureen with any questions.

Maureen Schulman, Charitable Activities

Communications

Helpers Needed!

Would you like to learn the "newsletter" - how it's put together, distributed, archived for print, and posted online? No special equipment or software is needed; just a computer and reliable Internet connection.

No worries; this needn't be a long-term commitment (unless you'd like it to be!). I'd like to "share the knowledge" so that a team of members can fill in as necessary to send communications or handle the newsletter in case of an emergency.

Who knows? Perhaps you'll enjoy using your new skills so much that you'll opt to assume a longer-term role, or even start your own blog!



As always, please send us news (and photos) about any recent or upcoming shows, awards, or publications for the "Find us Here" section of our newsletter.

Carolyn Finn, VP Communications
News@Northernstarquilters.com (news items and photos)

Find us Here

Congratulations to **Maxine Oliver** and **Debbie Bein**, who have been named semi-finalists for the AQS show in Lancaster!

On the publishing front, **Debbie Bein** and her work are profiled in a six-page spread in the current edition (January/February 2013) of *Machine Quilting Unlimited*.



Debbie Bein, *Almost an Echo* (diptych)



Maxine Oliver, *Via Appia My Way*

Congratulations!

Area Shows and Events

Masters 2: SAQA Art Quilts." Exhibition curated by Martha Sielman. Lowell, MA: New England Quilt Museum. January 17 – April 15, 2013.

Connecticut Piecemakers Guild: Workshop with Jane Davilà: "Surface Design Sampler." Trumbull, CT: February 12, 2013.

"I'm Not Crazy." SAQA Special Exhibition at the Mid-Atlantic Quilt Festival XXIV. Hampton, VA: Hampton Roads Convention Center. February 21 - 24.

"Beyond the Bed: The American Quilt Evolution." (includes sale of works by NSQG Members), February 24 - June 16, 2013. Katonah, NY: Katonah Museum of Art. February 24 – June 16. [NSQG]

The Quiltfest of New Jersey IX. Somerset, NJ: Garden State Exhibition Center. February 28 – March 3, 2013.

"Resistance and Splendor in Javanese Textiles." New York: Metropolitan Museum of Art. Through March 3.

Dedicated Quilting Weekend (DQW). Falmouth, MA: Shoreway Acres Inn. March 8-10. Registration closes Feb 10.

Lancaster Quilt Show. Lancaster, PA: The Continental Inn. March 13-16.

"Beauty of the Byways: Route 66 Traveling Quilts." Sackets Harbor, NY: Great Lakes Seaway Trail Discovery Center. March 16-17 and March 23-24, 2013. Registrations due Feb 14.

AQS Lancaster Quilt Show. Lancaster, PA: Lancaster County Exhibition Center. March 13–16. [NSQG]

"Quilt Expo 2013." Towson, MD: Goucher College Sports and Recreation Center. March 16-27.

Quilt Celebration XII. Exhibition of the Village Squares. Scarsdale, NY: JCC of Mid-Westchester. April 6-7. [NSQG]

"A Sense of Scale." Cincinnati, OH: Duke Energy Convention Center. April 11-13.

"Silk! Luxurious Antique & Contemporary Quilts." Exhibition curated by Pam Weeks. Lowell, MA: New England Quilt Museum. April 18 - July 7, 2013.

Silk: Fabric, Fashion, and Quilts." One-day symposium. Lowell, MA: New England Quilt Museum. April 27.

"Great American Quilts 1987 - 2004." Material Girls Quilt Guild. Leominster, MA: St. Leo's School Auditorium. June 28 - 29.

A Slice of Cheddar: A Selection of Antique Pennsylvania Quilts. Lowell, MA: New England Quilt Museum. July 11 – October 6, 2013.

[NSQG] = NSQG Member(s) represented

Many Thanks to **Nancy Hantman** for Researching and Compiling this List!

Thank you to our Advertisers!

Note: In the electronic versions of this newsletter, each card provides a hyperlink to the Advertiser's website.

Quilt Basket 

939 Route 376
Wappingers Falls, NY
845.227.7606
www.quiltbasket.com


Fabric Mart-NY, Inc.
Authorized PFAFF Sewing Machine Dealer

2019 Crompond Road
Yorktown Heights, NY


914.962.3328

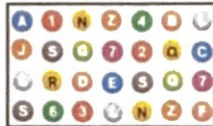

The NIMBLE THIMBLE Inc.


19 Putnam Avenue
Port Chester, NY
914-934-2934


The Happy Quilter

Valley Cottage, NY
845-268-8744
www.thehappyquilter.com

The City Quilter's NYC Subway Dots 

in black, white & laminated white