

On Point!

A Publication of the Northern Star Quilters' Guild
Somers, New York
January 2004

www.northernstarquilters.com
Volume 22, Number 5

Happy 2004!

January is when our activities in preparation for the World of Quilts begins to pick up speed. Registration forms are ready to hand out, raffle tickets are ready to pick up and sell for that beautiful quilt, and most importantly, Volunteer Sign-Up begins. The choicest jobs always go first, but I love to quilt-watch, not just because of the extra time it gives me to look at the quilts, but for the opportunity to interact with our visitors. And, you can touch the quilts (with gloves, of course).

January is also sign-up time for Super Saturday, and Claire and Karen have rounded up a wonderful assortment of classes to choose from. Even if you don't get your first choice, it is worth it to get to mingle with guild members for a whole day instead of just a couple of

hours at meetings. No matter how experienced you are, you are sure to leave having learned something you can put to use in your own work. Don't miss this chance to make new friends and hone new skills.

The Board of Directors is scheduling extra meetings on Mondays to consider the changes and additions to our Policies and Procedures recommended by last year's Presidents Committee. Regular meetings will continue to be scheduled on Tuesdays after General meetings.

Pat Baker

Board Meeting Dates:
January 12, Monday
January 27, Tuesday

The Challenge—2004

This coming year our show "World of Quilts" turns 25. Please participate in a quarter-century of celebration and reflections....


Rules or How To's

- Perimeter: May not exceed 25 inches top to bottom or side to side.
- Must hang easily
- Must be 3 layers and quilted
- Must have a 4" sleeve
- Must use 25 fabrics
- Use 2 to 5 non-traditional materials
- Use 2 to 5 embellishment techniques
- Please explain your reflections in 25 words or less
- Deadline for submission: January meeting 2004

We look forward to a wonderful group of quilts and as usual, and remember keep yours a secret. Please keep in mind that we'd like to send the quilts to Lancaster again, then our show in May.

Challenge Committee
Beth Carney, Linda Schoenfeld, Mayann Weinberg

Reflections



Hospitality—G,H,I,J

Happy New Year to everyone! In January we return to the alphabetical list for bringing refreshments—so those of you whose last names begin with G, H, I, and J are asked to supply us with goodies. It might be a good idea for some of you to think "healthy" food since I'm sure we are all recovering from holiday over-indulgence.

Hot water for coffee, tea and hot chocolate will be waiting. Don't forget to bring your mug.

See you there.
Helen



Please Bring Your Cup

General Meeting
Tuesday
January 20
JFK High School
Somers, New York
Doors Open 6:45 pm
Meeting Begins
7:15 pm

2003-2004 Officers and Chairpersons

President*	Pat Baker (845) 279-8840
Vice President Programs* sewfun31@aol.com	Barbara Powers (914) 248-7628
Associate, Programs ezhibb@aol.com	Eleanor Hibben (914) 962-2983
Vice President, Membership* manderse@optonline.net	Susie Andersen (203) 629-5973
Vice President, Quilt Show* elizied@aol.com	Liz Doyle (914) 232-3040
Treasurer* davisyates2000@cs.com	Judi Davis (914) 762-4323
Recording Secretary* lizmur20@aol.com	Liz Stern (914) 273-5273
Corresponding Secretary* joemelan@att.net	Melanie Darenson (914) 248-5120
Education quilt.lady@verizon.net	Maxine Oliver (914) 962-2681
Boutique ergianna@aol.com	Emily Giannattasio (845) 621-1020
Special Events lanj49@aol.com	Linda Jennings (845) 628-3342
	Dorothy Fiederlein (845) 278-1881
dorothyf@us.ibm.com	
Hospitality andrewl@attglobal.net	Helen Andrew (914) 631-6530
Library stewtown@rcn.com	Jackie Stewart (845) 225-2134
Newsletter vollrath@bestweb.net	Carrie Vollrath (914) 962-8991
Webmaster ejp@us.ibm.com website: www.northernstarquilters.com	Elizabeth Poole (845) 424-3136
Charitable Donations quiltingkarend@aol.com	Karen Carlson (914) 762-5382
Raffle Coordinator, Monthly janquilts@msn.com	Janice Nastasi (845) 279-8381
Bulletin Board sewcool39@aol.com	Ina Helfand (914) 245-3173

* Executive Board Members

On Point! is published monthly except for a combined July/August issue. Subscription to the newsletter is included in the annual \$35 membership fee.

Newsletter Staff

Editor: Carrie Vollrath
Special Events Editor: Nancy Hantman
Editorial Assistant: Dana Fuller

Monthly meetings are held the third Tuesday of each month, September through June, at John F. Kennedy High School, Route 138, Somers, New York. Doors open at **6:45 pm**, business meeting starts at **7:15 pm**.

Articles must be submitted to the newsletter Editor (generally one week) after the general meeting and may be submitted by postal mail, e-mail and fax. E-mail *attachments* cannot be accepted. **Please include your text in the body of the e-mail message.**

Carrie Vollrath, *On Point!* Editor
113 Halyan Road
Yorktown Heights, New York 10598
Phone and FAX: 914-962-8991
E-mail: vollrath@bestweb.net (preferred method)


December General Meeting will be held on Tuesday, January 20, at 6:45 pm. Deadline for the next newsletter is one week after the general meeting, January 27. There will be no exceptions to this deadline.

On the Road Again—April 2 & 3, 2004

Lancaster Trip in the Spring

Our next trip will be to Lancaster, PA on April 2nd and 3rd, 2004. Before we know it, it will be just around the corner. I already have a few names. Cost: \$150. If you want to get on the list, give me a call at 845-278-1881 (Home), 914-766-3746 (Work) or send me an e-mail dorothyf@us.ibm.com.

Special Events Coordinator, Dorothy Fiederlein



Quilt Frames

If you would like to use one of our telescoping quilt frames to take a picture of your bed quilt, we can now accommodate you.

Barbara Powers
914-248-7628, sewfun31@aol.com.

JO ANN PELLICANO-ALVAREZ For All Your Sewing Needs



19 PUTNAM AVENUE
PORT CHESTER, NY 10573
(914) 934-2934
nthimble@aol.com

Authorized Dealer



Sewing Machines & Sergers

Our deepest sympathies go to Linda von Ahn, a long-time Board Member and past President, and her family on the loss of husband and father, Volker. A donation to the American Cancer Society from NSQG has been made in his honor.

Programs . . . Programs Programs

In January, we are going "Back to Basics." Most of us are eager to learn new techniques or refine the ones we have already tried. As we all know, there is a lot of talent in our guild and our members are eager to share their knowledge and successes.

We have planned for members to give brief demonstrations on a variety of topics. Demonstrators will be at tables around the perimeter of the cafeteria. For approximately 20 minutes, they will share their experiences by "showing how" or "telling how" they have achieved success with a particular technique. Choose the demonstration you would like to see and join that group. On signal, after 20 minutes, you will choose another table and a different demonstration. Each demonstration will be given twice. This program is ideal for beginning quilters and a way for more experienced quilters to brush up on their skills or try something different.

Demonstrations:

Hand Applique	Alice Dokken
Machine Applique	Suzanne Sunday
Hand Piecing	Ann Fitzell and Mary Rossetti
Bindings	Linda Ostrander
Basting Techniques	Micki Tedeschi
Photo Transfer	Pat Lightner
Cleaning Featherweight Machines	Debbie Bein
Threads and Needles	Elizabeth Rosenberger
Hand Quilting	Maxine Oliver
Machine Quilting	Caryl Castellion
Choosing Fabrics	Nancy Merman

Just a reminder. Dress warmly. If you remember, on sub-freezing January nights, the cafeteria can be quite cool. Dress to be comfortable.

Eleanor Hibben

March Program

In March Gabrielle Swain will visit us from Watauga, Texas. Gabrielle's lecture is titled: Confessions of a Former Housekeeper. We have been there at the crossroads many times.

Barbara Powers, Programs

Workshops

Workshop with Gabrielle Swain March 17, 2004.

Gabrielle's workshop is entitled On The Border. She describes the importance of borders, their purpose and possibilities in this one-day workshop. Students will bring quilts to this lecture/critique/design class. Each student receives individual help with their quilt as well as an overview of how to make a variety of borders work. How to make asymmetrical borders will also be discussed. The cost of this workshop is \$40 payable with a SASE.

Attention, all that signed up for Mary Cannezzaro's Sweatshirt Class. You must come to the Education Table in January for a revised Supply list and instructions. If you can not make it, have a friend pick it up for you or you can call me and we can arrange for you to get the info. I also have openings in the Friday Sweatshirt class. If you are interested send me a check for \$20 and SASE.

Coming in March is Gabrielle Swain. Her workshop is on Borders. We have openings. Send check for \$40 and SASE

Maxine Oliver

quilt.lady@verizon.net or 914-962-2681 2077 Allan Ave Yorktown Hgts., NY 10598

PINWHEELS



Maria Tamaoka

416 ALBANY POST ROAD
CROTON-ON-HUDSON
NEW YORK 10520


914-271-1045
www.pinwheels.com

Important Dates

January 12	Board Meeting
January 15	Comfort Quilts
January 20	General Meeting Challenge Due
January 27	Board Meeting
January 29	Comfort Quilts
February 19	Comfort Quilts
March 1, 2004	Block Contest Due
March 4	Comfort Quilts
March 20, 2004	Super Saturday
April 1 & 15	Comfort Quilts
May 6	Comfort Quilts
May 21 (Friday)	Comfort Quilts
June 3 & 17	Comfort Quilts

FWpal™

YOUR 'FEATHERWEIGHT PAL'



home of the **original** FWpal
Replacement Drip Pad

**SALES ~ SUPPLIES
MAINTENANCE CLASSES
PARTS ~ TUNE-UPS**

D. Bein, 947 Orchard St.,
Peekskill, NY 10566

On Point! December 2003

Library News

We'll be trying a new color coding system for our books beginning next month, in an effort to help you find what you're looking for in the cart. Look for legends on either end of the book cart telling what color to look for to find the subject matter you're interested in. We'll be interested in your feedback as we try fine-tuning the system. Again this month there is no room for book reviews, although we will have a number of wonderful, interesting new books available at the January meeting. I'll be using all the space allotted to me for the "Black List" of people who have overdue books. Remember, please, that when you keep books out longer than one month you are denying other guild members the use of these books. It's sad to tell people who have reserved books that the book they're looking for has not been returned for yet another month.

Just a reminder: **Anyone who has an overdue book outstanding is not allowed to borrow additional books** until the overdue books are returned. Please be on your honor on this point, as we can't possibly know who is not turning in their books on the night when they check out more. Also, policy states

that if you have kept a book out for 60 days, you are to pay the guild the replacement cost of the book(s). I'll be making calls to remind you if you owe money. Please, if you know you can't make it to a meeting, send your books with a friend or mail them to me. That will be much less expensive than replacing the book.

Members who have overdue books are: Carolynn Young-3 books 90 days overdue, Lois Greagor-2 books 90 days overdue, Naomee Guest-2 books 90 days overdue, Lynette Clemens-1 book 60 days overdue, Mayann Weinberg-1 book 60 days overdue. The following have books 30 days overdue: Dorothy Fiederlein-3 books, Pat Waill-3 books, Judy Rubin-3 books, Judy Gignesi-2 books, Caroline Hitchcock, Fran Osinoff, Tamar Drucker-3 books, Trayce Bremner-2 books, Lori Wunner, Caryl Castellion, Kate Creedon, Grace Zipprich, Kathy Nazario-3 books, and Vicki Cohn. This is a total of 35 books out of circulation.

Jackie Stewart, Librarian

Membership

We are very glad to receive all the nice comments about the directory. I hope that you will find it easier to use and make it easy to communicate with your guild friends by phone or E-mail. I only printed one copy for each member but some have not yet picked them up at the sign-in table. Please ask if you haven't received your copy.


We are thrilled that everyone is enjoying the Member of the Month program. We will have Carol Auer's quilts in January, you may read her touching story elsewhere in the newsletter. We will not have a One Woman Show in February because it is everyone's night to shine by participating in the quilt Challenge.

When you arrive at the door in January you need to SIGN-IN and then SIGN-UP, volunteering a minimum of two hours for our guild show is the obligation of every member and getting to pick a Super Saturday Class is one of the many privileges of membership. The work of the membership committee is subsiding now and we won't be bringing the name button machine this month. If you still need a button and there isn't one at the table for you just let me know. Our membership is 175 at year end and we had about 125 in attendance at the December meeting.

Happy New Year! ,
Susie Andersen, V.P. Membership

Please Tidy Up the Cafeteria Before You Leave—Thanks

Sister Barbara asks that the tables and chairs be returned to their original placement after the meeting and that the tables be left clean and ready for the students the next day. We are fortunate for the school's accommodation and need to respect the conditions of the contract. Thanks for your cooperation.



Fabric Mart—NY, Inc.

2019 Crompond Road
Yorktown Heights NY 10593
(914) 962-3328
FabricMartNY@msn.com
www.fabricmart-nyinc.com

Dress & Upholstery Fabrics
Quilting Fabrics
Beginner Quilting Classes
Notions
We sell PFAFF Sewing
Machines

Linda Speidel, President

One Woman Show—Carol Auer

Sewing for Sanity

It seems that I have been sewing forever. My first sewing machine was given to me when I was 12. I enjoyed sewing most of my own clothes as well as many other types of needlework then and even took my machine off to college because I couldn't imagine not having it near. The first quilt that I made was a one patch "Tumbler" done in 1973 out of the scraps that had already started to pile up by then. For the next twenty-some years I was a "closet" quilter while I was busy raising my family. I sewed overalls and knit sweaters for my two boys, but would find any reason to sew pretty little girl's dresses for daughters of friends. Occasionally a quilt would get done, but I was content tying them as I couldn't imagine doing all that hand quilting. I attended my first NSQG show in 1994 and was amazed at the talent that I saw and became aware of how tied quilts raked in the world of quilting. I finally joined the guild in 1998 and came out of my closet and that first year was a wonderful awakening.



In October of 1999 the bottom fell out of my life when my 20-year-old-son, Nicholas, was killed in a car accident and I was lost in grief. One of the ways that I hung on to my sanity was to design and construct a quilt for that year's guild challenge that expressed my sorrow. It won a third place ribbon but more importantly it was an affirmation to keep quilting. Soon after, I started going to Comfort Quilts and found that the support, encouragement, idea sharing and talent of that group has been wonderful. Knowing that we take unwanted fabric (even calicos!) and try new techniques, patterns and color theory and turn them into beautiful quilts to share with and comfort less fortunate people is very rewarding.

Most of my own quilts have been given away as gifts as well and coming up with enough to hang for the January meeting is difficult. It's a humbling honor to be asked to share my quilts with you as my work is quite traditional in design and color. For me the finished quilt is a bonus, but the real gift is the process of planning, shopping, designing, sewing and especially sharing the love of quilting with all of the wonderful friends and acquaintances that I have made through this guild.

Thank you.
Carol L. Auer

Special Sightings

Guild member Caryl S.Castellion appears in a photo in "Quilt Connection" (American Folk Art Museum, Winter 2003, Vol. XVI, No. 1). She was one of the members who demonstrated quilting at the museum's annual quilt festival in October.

Silent Auction 2004 Donations Still Needed

We are very please to announce that the recipient of the Silent Auction proceeds will be Blythedale, the children's hospital.

WE STILL NEED at least 50 donations. Don't forget this could be a good way to finish up one of those UFOs or class projects. You have plenty of time; they are not due until the March meeting.

The theme is "MEMORIES OF..." some suggestions might be...a winter's day, a favorite animal or pet, a special song. Your donation should have an approximate size perimeter of 100" with a sleeve attached to the back. Think of it as a picture on the wall. If you have an idea for something other than a small quilt, we will consider that too.

Please contact Claire Victor 203-316-6117 or Karen Carlson 914-762-5382.

Treasurer's Report

Opening Balance - 7/1/03	
Guild	28,431.70
Show	8,984.86
	37,416.56
Income	
Guild - Membership	9,645.00
Guild - Interest	92.21
Guild - Misc	16.00
Total Guild Income	9,753.21
Show Income	5,638.68
Total Show Income	5,638.68
Total Income	15,391.89
Expenses	
Guild	
Accountant	(1,750.00)
Education	(682.86)
Insurance	(617.00)
Library	(261.49)
Membership	(471.20)
Newsletter	(869.72)
Program	(1,913.48)
Trip Deposits (Net)	2,863.00
Various	139.23
	(3,563.52)
Show Expenses	
	(1,648.47)
Ending Balance 12/15/03	
Guild	34,621.39
Show	12,975.07
	47,596.46

Call for Volunteers! 2-Hour Blocks Make A Successful Show

There are only four short months until the World of Quilts XXV and it's time to start thinking about how you can help. Many new members may not realize what an enormous undertaking the show is. There are over 400 manpower hours (AKA quilter hours) needed during the show to make the World of Quilts XXV run smoothly. **If each of our 300 plus members worked just two hours we'd be in great shape.** Many of the jobs are simple and they are all interesting. The following is a brief description of each job on the Volunteer Chart to help you decide which jobs you would like to do.

Quilt Judging takes place the Wednesday prior to the show at the Lindolndale Clubhouse. Professional judges critique the quilts while volunteers hold and fold the quilts and write down the judges' comments. (This is a very educational job.) Volunteers must be able to scribe as well as hold and fold. You get to be up front and personal with the quilts.

Boutique: Guild members may sell handmade items at our show for the small fee of volunteering any two hours at the show. Volunteers are needed to set up on Friday evening and sell items on both days.

Quilt Frame Setup is so organized that even kids can help. So quilters have no trouble putting those pieces together. This is a very important job. The quilts can't go up until the frames are framed. It's a wonderful way to introduce your husband and teens to the "World of Quilts."

Quilt Hangers: The quilt acquisition committee needs help climbing ladders and hanging first the muslin—then the quilts. You get to touch with out anyone scolding.

Pot Luck Supper: After several hours of work, everyone is hungry. We organize a great potluck supper. This section on the chart is for the crew to set up, serve, and clean up the feast. This is NOT to volunteer to bring food. We will have a sign up sheet at a future meeting. **Liz still needs a volunteer to organize this event.**

Information Booth: The Information Booth is in the center of the main lobby. Mostly people ask important questions such as, "Where's the bathroom?" or "Where are the quilts?" (This is a sit-down job with lots of personal interaction.)

Admissions: We have two admission entrances and need several volunteers there at all times. Volunteers collect money, stamp hands, hand out programs and talk. (You also get to sit down and it's lots of fun meeting all the people coming in.)

Lecture Monitors: We have three lectures each day. Volunteers are needed for the entrance doors and to help the lecturers as needed. This is a very popular job since you get to hear a lecture while fulfilling your volunteer time. Therefore, we request that each member not sign up to work at more than one lecture. Of course, you may go to as many lectures as you choose.

Raffle Table: We sell about 5000 raffle tickets for our quilt and volunteers are needed to sell tickets. This is a money-collecting job and, you get to sit down.

Silent Auction: You will spend your volunteer time assisting with the silent auction. Every person who places a bid will need to be registered and assigned a number.

Works in Progress: This room has quilts in various stages of completion. This job entails sitting in the room, working on your project and answering questions from the public. You get to do something you love while fulfilling your volunteer time.

Quilt Watchers/Monitors: These volunteers are our show Hostesses. They wear white gloves and can show the quilt backs to interested people. While no experience is necessary, this is an extremely important job. Your job is to keep the quilts from being handled.

Quilt Take Down: Volunteers are needed to take down the quilts in an orderly manner and verify the ownership.

Quilt Frame Take Down: Volunteers are needed to take down the quilts, the muslin, and the frames. (You could be free all weekend to enjoy the show and just work on Sunday evening! Husband, significant others, sons and daughters most welcome.)

New for the Silver Anniversary Show.

Quilt Appraising. A professional appraiser will need a scribe to assist with forms. Please be available for a 2-hour block of time.

Your Help Is Critical to the success of the show! Every job is essential to making the show the success it has always been. **For your two hours of volunteer time, you will receive one free admission for that day.** This offer is not transferable. If you work your two hours Wednesday or Friday, you will receive a pass for the admission day of your choice. Four hours on one day will also get you a second day's pass. What better way to have fun and spend some time with other people who share our love of quilts and quilting?

If you volunteer for a 2-hour time period you'll receive a Silver Star! Watch for my helpers and me at a table adjacent to the membership table.

Thank you,
Meg Mooar,
Volunteer Chairperson



Quilt Show Committee

I hope everyone had a wonderful December filled with family and friends. Now it is time to really get to work as the quilt show is just 4 months away!

The Raffle Quilt 2004 is completed. I want to thank Alice Dokken and her committee for putting all the beautiful blocks together. Also all the people who made blocks. Many of the blocks were made by the same person who made a similar block in the original star quilt made over 20 years ago. Kathy Nazario did the machine quilting for us and did a really spectacular job! If you are a member of another guild or group we would love to have you take it to a meeting and sell tickets starting in January. Please call if you can help. Don't forget the proceeds from the raffle will be going to Hospice Care.

Raffle Quilt 2005 is well under way. Please make sure you return your completed blocks to Linda Ostrander ASAP.

Challenge pieces—"Reflections"—are due at the January meeting and will be voted on at the February meeting. They will make their first public appearance in April at the Lancaster show and then at our own show in May!

The Block Contest—"All Things Silver" blocks are due March 1. Blocks should be only 12 1/2" square so we should each have plenty of time to make at least one block.

The Silent Auction—"Memories of..."—are due March 15. Proceeds from the Silent Auction will be going to another great charity, Blythedale Children's Hospital.

January will be a busy month. Raffle tickets will be ready for distribution. Quilt registration will begin and the deadline for that is March 15. In addition to having the forms available at the meeting, the forms will also be on the web site sometime after January 1. Since we limit entries to the first 200, get them in ASAP. Volunteer sign ups will also begin next month. Remember that when you sign up for 2 hours of work you get into the show for free that day. Also remember that family members are welcome to help out too. And the teenagers get paid!

Now if you can't get anything done in time for the show, you can still have something on display, by giving all you UFO's to Judy Gignesi for the Works in Progress Room. So there is a place for EVERYONE at our show.

This year we will be having Genie Barnes at our show to do appraisals. Harriet Bertsche will be taking sign ups at next month's meeting. We will be allowing 2 quilts per person at a cost of \$30 per quilt. They can be new or old quilts, and you can be there during the 20 minute appraisal. Genie can appraise quilts that are hanging in the show if that is what you need.

Finally, **I still need someone to run the Friday night Potluck Supper.** Please call me if you can help. The January show meeting will be before the general meeting at 6 pm.

Liz Doyle
Quilt Show Chair 2004

25th Anniversary Show Publicity

You can help us spread the word about our 25th Anniversary Show by placing bookmarks at: the Public Library, your favorite coffee shop, hair salon, local YMCA, YWCA or gym, favorite deli, favorite quilt or fabric shop, and office.

If you are going out of town to attend a class, visit a quilt shop/show, or away on vacation, consider taking along a batch of bookmarks for distribution. We always have bookmarks available that could be hand delivered to you at a future NSQG meeting or they could be mailed to you. We are looking forward to a great turnout and—with your help—we can make that happen!

Lynnette Clemens (Show Publicity)
Phone: 203-622-1100, ext. 330
e-mail: LynnetteClemens@yahoo.com

Quilt Registration

Registration Categories for 2004

Registration for World of Quilts XXV begins in January. During the summer, Liz Doyle, Carolyn Salon, and I reviewed the categories from the past several years.

Did you know that despite the fact that pieced quilts outnumbered applique quilts almost 2 to 1, applique quilts took close to half of the ribbons? Of all the quilts entered last year, 33% were appliqued and they won 44% of the ribbons. Sixty-seven percent were pieced and they won 56% of the ribbons.

Machine Quilted Wall Hangings are the overwhelming majority of entries—over a third of all quilts last year.

The number of Professionally Quilted Quilts gets larger every year.

Below is the list of categories for 2004. Here are the few changes we made.

1. There is no special category for unjudged quilts. Simply pick the proper category and indicate "Not Judged."
2. Quilts made from kits where the pattern and fabric are supplied to the quilt maker will not be judged.
3. A new category, "First Quilt," has been added. This category is limited to the entrant's first completed quilt.
4. "Professionally Quilted Quilts" have been split between "Bed Quilts" and "Wall Quilts" due to the large number of entries last year.

Margaret A. Phillips
Judging Co-Chair (with Carolyn Salon)
World of Quilts XXV

Square Robin—January

I am certainly enjoying the blocks as they show up at the Square Robin table each month. Lots of creativity. Please check the table before going into the auditorium to hear the speaker. There might be another block for you from someone arriving late. If there is a block you made that has not been collected by the intended party, please take it with you. It is not my responsibility to get blocks delivered, it is yours. Call or e-mail the person and make the necessary arrangements. They can be mailed or hand delivered or held until the next meeting.

The January blocks are to be everyone's favorite—applique. You can make up your own applique design, use a pattern, or select a cute item that is part of a piece of fabric. Remember to use some of your designated fabric somewhere.

Applique may be by hand or machine, whatever method you are comfortable with. It is OK to use wonder-under (or similar fusible web) to hold applique in place but the edges must be finished. Hand embroidery like blanket stitch will work, or use machine zig-zag stitching.

Remember, applique has a tendency to distort and "use up" background fabric. Better to start with a little extra and trim to 8 1/2 inches square when finished. These blocks due at February meeting.

Questions??? Joyce Sullivan 914-277-3832
mamabird@worldnet.att.net

2005 Raffle Quilt News

At the December meeting, kits for the applique trim were available. It is a dramatic but simple design. There are still some kits left and will be available at the January meeting. For the applique kits picked up in December, please return by the February meeting.

One astute quilter checked the templates provided in the applique kits and reported that the circles are slightly less than the stated sizes. I photocopied the templates and I know that copying does distort (and reduce) slightly. If you think of it, just cut the pieces every so slightly bigger. Also, don't fuss about getting the yellow center exactly centered, flowers are not perfect in nature either.

The patchwork kits that were passed out in November are due at the January meeting. Thanks to all of you who have already returned the stitched blocks.

Linda Ostrander
2005 Raffle Quilt Chair

NSQG on the Web: e-newsletter

The electronic edition of the guild newsletter is currently on hiatus. We appreciate the valiant dozens of you who have signed up for the emailing of the secret link—but that's proven to be more work than is reasonable for everyone, you readers as well as we the publishers.

The electronic newsletter will return when it can be on the web as a visible, easily-findable part of the site. The current show stopper is the objection to telephone numbers that appear in the newsletter. We're working on a way to delete those programatically, without undue burden to any of the newsletter authors, editors, or publishers.

Watch this space for updates, or watch the website at <http://northernstarquilters.com/news.htm>

Cheers, Elizabeth

Elizabeth Poole, Webmaster
ejp@us.ibm.com



Achieve Your Vision

We specialize in quilt finishing and fabric coloring services to help you achieve your desired result. Call on us for professional quilting, finishing and binding services. Need a special fabric color to achieve your artistic vision? We invite small batch jobs custom dyed for your projects.

Little Red Quilt House
20 Wilson Street, Fairfield CT 06825-1419 Phone: (203) 258-9464
www.LRQH.com



Quilt Basket, Ltd.

Classes Fabrics Supplies

Shop online at
<http://www.quiltbasket.com>

Cambridge Common
757 Route 576 #4
Wappingers Falls, NY 12590

(845) 227-7606

BERNINA
AUTHORIZED DEALER

FABRIC
CLASSES, SUPPLIES



THE QUILT SHOP

16 PADANARUM RD. Rt. 57
DANBURY, CT 06811
EMAIL: wamquilt@aol.com

GINNY MURPHY
TEL. 203-743-0743
Fax. 203-777-9936

Road to . . .

A comprehensive list compiled by Nancy Hantman

Shows and Exhibitions

- Lowell, MA: Times Squared, January 22-March 20, New England Quilt Museum, 18 Shattuck Street; 978-452-4207, <http://www.nequiltmuseum.org>.
- Tokyo, Japan: Tokyo International Great Quilt Festival 2004, January 23-31, Tokyo Dome. Contact: Secretariat of Japan Quilt Grand Prix for the Tokyo International Great Quilt Festival 2004, c/o NHK Educational Corp., 4th Fl., The 6th Kyodo Bldg., 9-2 Kamiya-ma-cho, Shibuya-ku, Tokyo 150-0047, Japan; +81-3-3481-1770; fax +81-3-3481-0094; quilt@nhk-ed.co.jp.
- Storrs, CT: "Fiber Revolution: Quilts as Art," now through January 31, CHIP, 406 Babbidge Road; 860-468-4529; <http://www.chip.uconn.edu/chip>.
- New York, NY: "The Art of Simplicity: Amish Quilts from the Collection of the Metropolitan Museum," now through February 1, Metropolitan Museum of Art, Fifth Avenue at 82nd Street; 212-570-7710.
- Luton, United Kingdom: New Horizons Textile Group's Travels with Cloth, now through February 1, Luton Museum and Gallery, Wardown Park, Old Bedford Road; 01582 546722.
- Globe, AZ: Pieces of Friendship IV, January 30-February 28, Cobre Valley Center for the Arts; 800-804-5623, 928-425-0884.
- Paducah, KY: "Antique Red & White Quilts," now through March 6, Museum of the American Quilter's Society; 270-442-8856, <http://www.quiltmuseum.org>.
- La Conner, WA: "Fancy Fabrics: Quilts by Kathy McNeil," January 15-March 15, La Conner Quilt Museum, 703 S. 2nd Street; 360-466-4288, laquilts@aol.com.
- Golden, CO: "The Fabric of Jazz: A Tribute to the Genius of American Music," and "Way Out West," now through April 3, The Rocky Mountain Quilt Museum, 303-277-0377, <http://www.rmqm.org>.
- Baltimore, MD: "Baltimore Album Quilts: Applied Artistry," now through May 9, Baltimore Museum of Art, 10 Art Museum Drive; 410-396-7100, <http://www.artbma.org>.
- New York, NY: "Home Sewn" (includes quilting), now through March, New York Historical Society, 77th Street at Central Park West; 212-873-3400. Other Events
- New York, NY: Demonstrate quilting during the exhibition "Home Sewn" at the New York Historical Society (see listing above). Contact: Marilyn Lutzker, 718-898-2401, marlutz2@yahoo.com.
- New York, NY: National Design Triennial: Inside Design Now," now through January 25, Cooper-Hewitt National Design Museum, 2 East 91st Street; 212-849-8400.
- New York, NY: "Marimekko: Fabrics, Fashion, Architecture," now through February 15, Bard Graduate Center for Studies in the Decorative Arts, Design, and Culture, 18 West 86th Street; 212-501-3000.
- Williamsburg, VA: Elly Sienkiewicz Applique Academy, February 19-22. Send \$1.00 to Bette Augustine, 41195 Toledo Drive, Hemet, CA 92544; 909-658-4260, bette@gtmail.net, <http://www.ellysienkiewicz.com>.
- New York, NY: "Corporal Identity--Body Language," now through June 4, Museum of Arts and Design, 40 West 53rd

Street; 212-956-3535.

- For \$25.00, support the Michigan State University Museum's Great Lakes Quilt Center and have your name added to a cyber-quilt. Contact: 517-432-3357, <http://museum.msu.edu/glqc/virtualquilt.html>.
- Washington, DC: "African-American Quilts from the Robert & Helen Cargo Collection," now through February 29, 2004 @ The Textile Museum, 2320 S Street, N.W. Hours: Monday-Saturday, 10am - 5pm, www.quiltstudy.org/exhibitions

World Wide Web Sites

- Cindy Thury Smith at <http://www.quiltsbycsts.com>
- Cranston's Quilting Treasures at <http://www.quiltingtreasures.com>
- Debbie Babin at <http://www.studioquilts.com>
- Den Haan & Wagenmakers at <http://www.dutchquilts.com>
- Hugs for Homeless Animals at <http://h4ho.org/snuggles>
- Japanese Embroidery Center at <http://www.japaneseembroidery.com>
- Joanie Zeier Poole at <http://www.heirloomquiltingdesigns.com>
- Love Quilts to Make a Child Smile at <http://lovequiltstomacs.homestead.com/lovequilts2macs.html>
- Marilyn Henrion at <http://www.marilynhenrion.com>
- Mary Engelbreit at <http://www.maryengelbreit.com>



The Happy Quilter

3 Lake Ridge Plaza/Route 303
Valley Cottage, NY 10989
845-268-8744

Hours: Tuesday-Saturday 10:00AM-6:00PM
Thursday 10:00AM-8:00PM • Sunday & Monday Closed

THE CITY QUILTER®



133 West 25th St.
212-807-0390
info@cityquilter.com

Tues to Fri 11 to 7
Saturday, 10 to 6
Sunday, 11 to 5

We've Moved

One block North

Same phone

Twice the space

@ 133 West 25th

Super Saturday — March 20, 2004

**First Presbyterian Church of Katonah,
9:30 am - 4:00 pm (doors open at 9)**

**\$15 (+SASE) - includes morning snack
and lunch.**

Sign up during the January Meeting!

Here are descriptions of this year's projected Super Saturday offerings. Sample pieces and supply lists will be on display at the January sign up.

Karen Eckmeier: Accidental Landscapes - Beaches

Back by popular demand! Create quick miniature landscapes using Karen's layered curves & peaks technique. No templates —just free form rotary cutting & topstitching. **\$6 pattern fee. Machine required.

Rosemary Fahey: Woven Tumbling Blocks

Try something new and different! Learn to weave fabric strips into tumbling blocks and make a reversible table runner or placemat(s). No quilting required. NO Machine (if strips are pre-sewn before class).

Dana Fuller: Chenille Pillows

Love that chenille look? Learn how to sew and slash your fabric then make it into a pillow. **Kits available. Machine required.

Linda Ostrander: Hand Piecing for the Impatient Quilter

Enjoy the portability and relaxation of hand piecing. It doesn't take much more time to piece by hand rather than by machine. Learn to rotary cut your patches and sew straight, curved, and set-in seams, and make a few handy tools. NO machine.

Fran Phillips: Novelty Pincushions

This class takes the pincushion from sewing necessity to sewing nicety. Make a trio of cushions: a little teacup

pincushion and a Shaker style pincushion with a wooden base and then an extravagant Victorian make-do pincushion. Great gifts for quilting friends, if you can bear to give them up! NO machine.

Elizabeth Rosenberg: Artistry of Quilting—Creative Machine Techniques

Explore fun and funky creative machine techniques—couching, bobbin work, machine openwork, fusing, and more—as time permits while you create your own small “artistic” quilt. Machine required.

Suzanne Sunday: Machine Quilting

Go with the flow. Develop your free-form machine quilting and make a tote bag with your quilted fabric. Machine required.

Melanie Testa: Bead, Embellish, Encrust!

Heard last year's raves? Here's another chance to use anything and everything to push your quilt art to the next level. Throw away any preconceived ideas of what you can and cannot do with beads, sequins, and embroidery thread, found objects and lovely bits, to create an additional surface! Bring workshop pieces, quilts you would like to add another dimension to, or create a piece specifically to embellish in class. NO machine.

Carrie Vollrath: Quilt-As-You-Go

Tired of shoving layers of fabric and batting under your machine? Quilt your blocks as you make them, sew them together and Voila! you're done. Great idea for a baby quilt, also good for using up smaller pieces of batting. Machine required.

**Any materials fees are payable to the teacher at the class.

If you miss the January sign up, sign up sheets will be available on the website or call/ mail your info. to Karen.

Questions? Call Karen Carlson (914-762-5382) or Claire Victor (914- 725-0237).

Block Contest

The Northern Star Quilters' Guild 2004 Block Contest will be “All Things Silver.” We invite you to help us celebrate our 25th Anniversary by making a block. A World of Quilts XXV will be held on Saturday, May 1st and Sunday, May 2nd, 2004. You are most welcome to come and see your blocks displayed. And, in addition to our contest, there will be over 200 quilts, special exhibits and terrific speakers.

THEME: “All Things Silver”

SIZE: A 12" square block that measures an accurate 12 1/2" square, including seam allowances. Do not bind or finish edges.

FABRICS: You must use at least one batik fabric and something silver—either thread, a fabric or a washable embellishment. All fabrics must be 100% cotton, and must be pre-washed.

METHOD: You may piece and/or applique by hand and/or machine. Do not back (unless you need a foundation, as with crazy quilting) or quilt the block.

DEADLINE: March 1, 2004.

Entries must be received by March 1st. No exceptions!

PRIZES: All entrants will receive our beautiful show pin. All finalists will receive fabric packets. The finalist blocks will be assembled into a quilt top that will be awarded in a random drawing to one of the finalists.

TO SUBMIT: Please complete the form and send it with your entry to: NSQG Block Contest, c/o Joan Weth Box 697, Croton Falls, NY 10519

If you have any questions contact Joan Weth or Lori Light-DeMarco (co-chairpersons).

**For the return of non-finalist quilt blocks, please enclose a self-addressed 9" x 12" envelope with adequate postage unless you wish to pick up your block at the May NSQG meeting.

Thank you for entering and helping to make our block contest and quilt show a success!

Comfort Quilts

Meeting days until summer:

Jan - Th. 1/15 and 1/29


Feb - Th. 2/19

Mar - Th. 3/4 and 3/18

Apr - Th. 4/1 and 4/15

May - Th. 5/6 and Fr. 5/21

Jun - Th. 6/3 and 6/17



The trip to drop off quilts at Westchester Medical Center (WMC) was, as usual, a success. It is very rewarding—getting a chance to see and hear how our quilts are appreciated. And lunch afterwards was a great way to celebrate together. Thanks to Barbara Powers and Liz Stern for putting it together.

Over the past 18 months we have given away almost 300 quilts. In addition to WMC, recipients have been John Hopkins Pediatric Oncology, Hospice Care, At-Risk Babies and Children (ABC), Hospice Care, Hudson Valley Hospital EPIC, Friends of Karen, N. Westchester Shelter, Jr. League of Poughkeepsie, Kids in Crisis, and Westchester Women's Resource Center, as well as several member requests for favorite charities. Thanks to Caryl Castellion who logs and stores and sorts and bags all those quilts.

And especially thanks to all the regular (and irregular) Comfort

Quilters. Each of you brings something special to Comfort Quilts. Have a wonderful winter holiday, you all deserve it.

Happy New Year, Karen Carlson

Husqvarna VIKING

Vivian Hultgren

Owner

*Guild Members-10%
discount on fabric*



Homestead Viking

5 Front Street

Bethel, CT 06801

203-744-3118

www.homesteadviking.com

January 2004

Northern Star Quilters' Guild

P.O. Box 232

Somers, New York 10589

First Class Mail