

On Point!

Happy
New Year!

JANUARY 2005
VOLUME 23 • NO. 5

A PUBLICATION OF THE NORTHERN STAR QUILTERS' GUILD
SOMERS, NEW YORK

www.northernstarquilters.com

A Message from the President

This issue of On Point! features news of our hands-on program for the January meeting, as well as descriptions of our Super Saturday classes. This is the time of year when we get to experience the many talents of our members. Their teaching ability and willingness to share their special techniques is our greatest resource. This is a wonderful opportunity for everyone to learn new skills, and enjoy a social event. The Board members have been working diligently this year to make improvements in many aspects of the Guild, including the development of a model for rewriting Guild policy. The ultimate goal is twofold, to incorporate suggestions made by the past presidents committee convened two years ago, and to have the policies in a uniform format which can be accessible to all members on the website. The Library policy was the first to be rewritten and approved. Andrea Winter worked with several past Librarians to ensure that it would be well written and long lasting. At the January board meeting, we will be working on the Boutique policy. We welcome input from any members interested in making the Boutique a more satisfactory experience for all involved.

Up-to-date information concerning Guild finances is available from the Treasurer at each meeting. Accurate expenditures for past years can now be assessed for each activity. This helps the Board set pricing that is fair to everyone. The January report is the most revealing of the Guild's current financial condition, as large sums of money are not yet being processed for trips.

The Guild had numerous challenges in the past year, and was able to work together to resolve the issues. The latest challenge is the malfunctioning audio system in the cafeteria. I do not know if the system will be repaired, as JFK doesn't really use it.

The agenda this month will allow us to have our meeting in the auditorium first, and then move to the cafeteria for the "On to the Extras" program.

I wish each of you a peaceful and Happy New Year. As quilters, we embrace the opportunity to organize our projects, recover from the holiday rush, and spend snowy evenings with needle in hand.



Susie Andersen, PRESIDENT



January Program: On to the Extras

Each January, instead of a lecture by an outside speaker, we turn the cafeteria into a large, hands-on classroom. Last January our program involved returning to the basics. This January we'll be doing "On to the Extras."

This is our opportunity to learn from our own very talented Guild members. There will be eight stations where you will get to see up-close, and personal techniques that are extras. You'll have time to ask questions, and hopefully some of these techniques can become part of your basics. Each of the demonstrations will be repeated three times so you will be able to see many things, and ask lots of questions too. If one of the demonstrations that you are interested in is too crowded during the first round, attend a different one first and return during the second or third time slot.

Here is a description of the stations:

Mary Anne Ciccotelli – Folded Flowers

Tamar Drucker – Fabric Collaging

Elizabeth Poole – Fabric Stamping

Ellen Purdy – Silk Ribbon Embroidery

Elizabeth Rosenberg –

Free Motion Satin Stitching

Margaret Phillips – New Approaches to Appliqué without using fusibles

Suzanne Sunday – Twin-needle Quilting

Melanie Testa – Sequins and Beading

Hope to see everyone at the meeting,

Suzanne Sunday

Membership

What a nice feeling to welcome all our members and their guests at December's meeting. This was a great meeting to bring your friends since the membership fee was waived for the month of December.

Please welcome our new member Fern Nadel from Scarsdale, NY. Don't forget to stop by the "New Member Table" located behind the membership table and say hello and give a big welcome to our new members. We had 107 members attend December's meeting, as well as 6 guests. If you haven't already done so, please don't forget to pick up your membership book at the membership table.

Each month more members join up for our on-line newsletter. If you are willing to "take the plunge" please sign up at the membership table to join this growing list of these members, and don't forget to fill out the ticket to be entered into a drawing for a free class. Our winner of the class this month was Maxine Oliver...Congratulations Maxine!

Thanks again, and happy quilting to all, Kathy Vanacoro, VP MEMBERSHIP

Library News

Thanks to Elizabeth Poole, an updated list of library items, in alphabetical order by title, is now on our website at www.northernstarquilters.com/library. You can now do your "browsing" on-line before you get to the meeting. If you find a title you are interested in, please make note of the category, as that is the way the books are arranged on the library shelves.

The Board approved a reorganized and revised edition of the NSQG Library Policies and Procedures at the December meeting. A copy will be posted at the library table beginning this month, and includes everything you ever wanted to know about using the library. Please have a look. A condensed version will be on the website soon so that you can review the "rules" while you are looking over the list of books.

The following five new books purchased this month are from Amazon.com. They are:

- *Wild by Design: Two Hundred Years of Innovation and Artistry in American Quilts*, by Janet Catherine Berlo
 - *Simple Quilts that Look Like a Million Bucks*, by Nicole C. Chambers
 - *The Quilter's Review Guide to Picking a Sewing Machine You'll Love*, by Sharon Darling
 - *Border, Bindings & Edges: The Art of Finishing Your Quilt*, by Sally Collins
 - *Stars by Magic: New Super-Easy Technique*, by Nancy Johnson-Srebro
- Also, thanks to a donation by Cynthia England, we now have an autographed copy of her book, *Picture Piecing—Creating Dramatic Pictorial Quilts*.


Andrea Winter, LIBRARIAN

OVERDUE LIBRARY LIST:

CONGRATULATIONS LADIES! All but 3 books borrowed in November were returned at the December meeting.

Here's the current list:

- 60 DAYS OVERDUE: C. Doyle (1)
C. Killian (3)
- 30 DAYS OVERDUE: J. Gignesi (1)
R. Mahoney (1)
P. Slaven (1)



2004-2005 Officers and Directors

Executive Board

President

Susie Andersen, manderse@optonline.net

Vice President, Programs

Suzanne Sunday, ssunday@bestweb.net

Vice President, Membership

Kathy Vanacoro, Vanacoro@rcn.com

Vice President, Quilt Show

Mary Cannizzaro, antmaryc@optonline.net

Recording Secretary

Barbara Sliter, bsliter@rcn.com

Corresponding Secretary

Melanie Darendod, joemelan@att.net

Treasurer

Margaret Phillips, margphillips@optonline.net

Directors

Newsletter

Editor: Arlene Dym, asd01@health.state.ny.us
nutri.pet@earthlink.net

Art Director:

Vicki Romaine Cohn, romaine@optonline.net

Education

Norma Schlager, nschlager11@comcast.net

Library

Andrea Winter, adwinter@optonline.net

Hospitality

Degen Sayer, degensayer@aol.com

Special Events

Linda Jennings, lanj49@rcn.com
Susan Chapman, susanc@juno.com
Leslie Forrest, ljoanf@aol.com

Boutique

Carolyn Young, cjyoung@rcn.com

Webmaster

Elizabeth Poole, ejp@elizabethpoole.com

Website: <http://northernstarquilters.com>



Houston 2004

The trip to Houston was even better than last year. The vendors were too numerous to mention, the classes were fun and informative, and the quilts were spectacular.

There were 43 women who attended the Houston Quilt Show. It was a pleasure working with each of you, and I want to thank my "Houston Ladies" for your very generous gift. I really appreciate it.

Happy Quilting, Linda Jennings

On The Road Again

Lancaster Trip – April 1st and 2nd, 2005

We still have 10 to 15 slots available, so if you haven't already put your name on the list, please do it now. The trip is almost full.

The cost of the trip is \$150. This includes bus fare, hotel, continental breakfast on Saturday morning and dinner at Miller's both nights. And, of course, you don't want to miss the great fabric bargains at Sauder's and Zook's on Friday, or the show on Saturday. Don't forget our challenge quilts will be there. It's a great trip.

A deposit of \$50 must be mailed to Susan Chapman, P.O. Box 8186, New Fairfield, CT 06812, by the January meeting. The balance will be due in March. When you send your check, please include a note saying where you want to be picked up and with whom you would like to room.

Call Susan Chapman at 203-746-1150, or e-mail susanc@juno.com.

Leslie Forrest and Susan Chapman
SPECIAL EVENTS COORDINATORS

Square Robin Quilts

The completed blocks I have seen at the exchange table look great. Keep up the good work. Be sure to check the table one last time before going into the auditorium to hear the speaker. Pick up any blocks that may have come for you later in the evening, as well as the blocks you left for exchange that were not taken. It is your responsibility to get the blocks delivered, or to bring them again the following month.

In case we have to cancel a general meeting for winter weather conditions, please make exchange arrangements on your own, or bring both month's blocks to the next meeting.

The directions for January will make everyone happy—appliqué! You can make up your own appliqué design, use a pattern, or select a cute item from a piece of fabric. Remember to use some of the designated fabric somewhere.

Appliqué may be by hand or machine, whatever you are comfortable with. It is okay to use a fusible web to hold appliqué in place, but the edges must be finished. Hand embroidery such as blanket stitch will work, or use machine zig-zag stitching. Remember that appliqué tends to distort and "use-up" background. Start with a little extra, and trim to 8 inch squares when finished. These blocks are due at February meeting.



Questions? Joyce Sullivan, 914-277-3832
mamabird@worldnet.att.net

Hospitality

Thanks to all who brought those spectacular homemade holiday treats to the December meeting. Hopefully we will have dropped the extra pounds that they contributed to by the time this reaches you!

January snacks will be provided by everyone who did not bring one to the December meeting. If you were out of town, didn't have a homemade specialty, or just plain forgot, this is your chance to do your part.

I am still looking for a helper/partner if anyone is hoping for an easy, fun way to get more involved in the Guild without making a big commitment. Please call me at (203) 461-9526.

Don't forget to bring your coffee cup to the meeting. It really helps to cut down on waste and expense.

Thanks for all your help and generosity!

Degen Sayer



NSQG on the Web

The NSQG newsletter team has come up with an idea that we hope will make the electronic version of the newsletter more accessible to more people. We're going to try posting TWO different versions of the newsletter—a big version and a small one. The smaller version will not print as nicely as the larger version, but it will download very quickly. The larger version will take longer to download, but it will print much more attractively. We hope this will help more of you decide to try the electronic version!

To sign up for the electronic version of the newsletter, send an email to Kathy Vanacoro, vanacoro@rcn.com.

Any questions or concerns, feel free to contact me.

Thanks, Elizabeth, ejp@us.ibm.com

Comfort Quilts

A happy, joyful and piece-full New Year to all. Karen and I want to thank all of you for the support you give us year-round. Comfort Quilts would not exist without it.

We continue meeting at the Katonah Presbyterian Church, from 9 AM to 3 PM. on the dates published in the newsletter, but from now on it will be the first and third Wednesday of each month, unless otherwise announced. If you are coming for the first time, it is best to call Karen Carlson or Pat Baker for confirmation.

As we have said many times, Comfort Quilts is like a continuous workshop—there is no better place to learn if you are a beginning quilter.... Join us! *Pat Baker*

Meeting dates: January 19th, February 16th

NO meeting February 2nd

Quilt Show Committee News

The Board would like to thank all that participated in the questionnaire regarding the raffle, comfort quilts and the silent auction. The results reveal that members would like to see the monies raised by the silent auction redistributed on a broader basis.

The distribution will be as follows:

- 50% of the proceeds will be donations to charitable organizations. Each donation will be in the amount of \$250. Possible candidates for the donation will be charities that might not be eligible for the quilt raffle proceeds, quilt museums, those organizations that are served by comfort quilts, and charities with which members have a close association. The procedure for qualifying for this donation will be simple and the details will be worked out in the near future.
- 50% of the proceeds will be used for education. This will include expenses incurred for rent by Comfort Quilts, as well as, but not limited to, educational outreach, such as school or senior projects by individual members. Again the details for this portion will be forthcoming.

Our speakers have been booked and the workshops set.

Check our website in the near future to check out Melody Johnson's classes (her website is www.wowmelody.com). I hear that she is a great teacher and if you like hand-dyed fabrics, you will love her work.

Faye Anderson will be sending us slides for her classes and we should be able to show them at the January meeting. Faye's book, "Appliqué Designs" was the basis for the quilt that won Best of Show at our show a few years ago. Faye's quilt "My Mother Taught Me to Sew" was named one of the Twentieth Century's Best American Quilts. These are both talented and creative women with very diverse styles.

Mary Cannizzaro, VP QUILT SHOW

Silent Auction

"Everything I Ever Needed to Know, I Learned in...."

This is the theme for the quilts for the Silent Auction. This display has proven to be a big hit at the show, and is yet another chance to demonstrate your skill in quilting. Make a commitment to make a quilt no larger than a 100 inch diameter.

Carolyn Langevin,
CarolynLange@aol.com, 914-533-6655

Raffle Quilt 2005

Thank you to those of you who have been quilting Nouveau Posies. As of November 1st, you've spent 109 hours quilting. I estimate that it's nearly half done.

The quilting schedule as of mid-December is:

Dec. 14 – Jan. 18: Quilting bee with Trayce Bremner & Arlene Dym (organized by Linda Ostrander)

Jan. 18 – Feb. 1: Lois Greagor & friends

In 2005 Barbara Sferra will take a turn at quilting. And also, repeat quilters, Carol Auer, Terry Jannelli, and Maxine Oliver. Thank you, ladies!

If you too would like to be one of these notables, please feel free to contact me.

Many thanks to you all, Linda Ostrander
lyo@verizon.net, 914-533-2154

Raffle Quilt Tickets 2005

Raffle tickets will be available at the January meeting. All members will receive two books of six tickets, each to be sold at \$1 per ticket, or \$5 for a book of six. The Grand Prize is a hand-quilted queen-sized quilt. We have two drawings for first prize. One winner will receive a Bernina sewing machine, and a second winner will receive a Pfaff sewing machine. The second prize consists of Dear Jane and Dear Hannah software and books.

Proceeds from the raffle will benefit the Alzheimer's Association.

Please look for the raffle table at the meeting and pick up your envelope. You are encouraged to start selling your raffle tickets as soon as possible and return the stubs and checks to:

Nina Primer
25 Hickory Lane
Bedford, NY 10506.



If you need additional books of tickets, please email Nina at milt_primer@hotmail.com or call 914-234-7122 and they will be mailed to you.

Nina Primer and Linda Schulz



Call for Quilt Show Volunteers

The time has come to start planning your volunteer time for The World of Quilts XXVI. As seasoned Guild members know, every member is expected to volunteer at least two hours of their time to ensure a successful show. A two-hour block of volunteer time will provide you with one free admission for the entire day. If you work two hours on either Wednesday or Friday, you will receive a pass for the admission day of your choice, and four hours on one day will also get you a second day's pass.

The Quilt Show is fun. Most of the jobs are simple and interesting, you meet new people, and you learn more if you choose an activity you have never done before. Whatever you choose, you will be making an important contribution to the success of the show.

There will be a sign-up table at the January meeting and members can choose from the following:

- **Assisting on Quilt Judging Day:** Judging takes place the Wednesday prior to the show at the Lindal Clubhouse. Professional judges critique the quilts while volunteers hold and fold them, and write the judges' comments. It is a very educational job. You are up front and personal with the quilts.
- **Boutique:** Guild members may sell handmade items at our show for the fee of volunteering any two hours during the show. Additional, volunteers are needed to set up on Friday evening and sell items on both days.
- **Quilt Frame Setup:** The quilts cannot be hung until the frames are in place. This is a very important Friday afternoon job, and is so organized that even kids can help. It's a wonderful way to introduce your husband and teens to the "World of Quilts".
- **Quilt Hangers:** The quilt acquisition committee needs helpers to climb ladders to hang muslin—and then the quilts. (You get to examine the quilts without being scolded.)
- **Pot Luck Supper:** After several hours of work, volunteers and vendors are hungry. We organize a great potluck supper. Volunteers are needed to set up, serve and clean up after the feast. (There will be a separate sign-up sheet for volunteers to bring food.)
- **Information Booth:** The Information Booth is in the center of the main lobby, and provides guidance and direction to visitors. Important questions such as "Where is the bathroom?" or "Where are the quilts?" need answering. (This is a sit-down job with lots of personal interaction.)
- **Admissions:** We have two admission entrances and need several volunteers at each entrance at all times. Volunteers collect money, stamp hands, hand out programs and answer questions. (You get to sit-down, and it is fun meeting and greeting visitors.)
- **Lecture Monitors:** At each lecture volunteers are needed at the entrance doors and to assist the lecturer. This is a very popular job since you get to hear a lecture while fulfilling your volunteer time. We ask that you sign up for only one lecture.
- **Raffle Table:** We sell about 5,000 raffle tickets for our quilt show and volunteers are needed to sell them. This is a money-collecting job and you get to sit down.
- **Silent Auction:** Every person who places a bid will need to be registered and assigned a number by a volunteer.
- **Works in Progress:** This room has quilts in various stages of completion. This job entails sitting in the room, working on your project and answering questions. You get to do something you love while fulfilling your volunteer time.
- **Quilt Watchers/Monitors:** These volunteers are our show hostesses. They wear white gloves and show the quilt backs to interested visitors. While no experience is necessary, this is an extremely important job, since you help protect the quilts from being handled.
- **Quilt Takedown:** Quilts need to be removed in an orderly manner, and their ownership verified.
- **Quilt Frame Takedown:** Muslin needs to be removed from the frames, and the frames disassembled. You can be free all weekend to enjoy the show and just work Sunday evening! Husbands, significant others, sons and daughters are most welcome.
- **Quilt Appraisal Scribe:** A professional appraiser will need a scribe to assist with forms. Please be available for a two-hour block of time.

**Don't forget to sign up
in January!**



January Member of the Month: Susan Schrott



As a child, I was drawn to the textiles I discovered while rummaging through my grandmothers' dresser drawers in Brooklyn, New York. With the help of both my grandmothers, strands of yarn turned into multicolored squares, which evolved into my first "quilts". At sixteen, I enrolled in my first Singer® sewing workshop. The end result of that class was an intensely itchy wool suit, but a passion for working with a sewing machine, fabric and thread.

In my early twenties, while performing in critically acclaimed musical theater, I experimented with weaving on a large loom. I returned to college in my late twenties, earned a Master's Degree in Social Work, and worked as a psychotherapist, specializing in eating disorders.

At age thirty-two I married, and a year later gave birth to my first daughter. While pregnant with my second daughter, I enrolled in a local quilting class and have not stopped quilting since.

Two years after my husband survived a heart attack, and I had viral meningitis. I then took stock of my life and the health and happiness of my husband and two daughters, and decided to close my private psychotherapy practice, and focus on my own self-nurturing.

"Surrender to Joy" is about stopping the multiple roles I was taking on, and dedicating myself further to my family, artwork and physical, and emotional well being. My artwork is deeply personal, inspired by my life as a woman, my family, and an unrelenting passion for authentic self-expression. Many of my pieces are based on my work as a psychotherapist. I aspire to create images of women who are healthy, and feel good about themselves.

They are not fearful, anxious or burdened by voices that clutter their ability to enjoy life. My women dance, love, inspire, are passionate, and at peace. My goal is to rebuild self-esteem, by creating strong, confident, sexual, colorful, free-spirited quilted and embellished images of women.

I choose colors that are vivid, that scream I am alive, and am filled with passion and confidence, even if I don't feel that way myself.

My work and I are always a work in progress. Sometimes, as I am working, I literally feel my heart warming up, my spirits being lifted, and a smile on my face. Often, other people react the same way to my artwork, and that is the greatest gift I can share. The world is a scary

place, and I love knowing that my optimistic artwork can bring a sense of joy, calm, wonder and hope.

I am incredibly grateful to those Guild members who have taken me under their wings and allowed me to spread my own.

Super Saturday—March 5, 2005

First Presbyterian Church of Katonah, 9:30 AM – 3:45 PM
(doors open at 9:00 AM)

**Sign up at the
January Meeting!**

Here are the descriptions of this year's projected SUPER SATURDAY offerings.

Projects and supply list samples will be on display at January signup.

Mary Anne Ciccotelli:

Needle & Thread Approach to Fabric Folding

Learn easy fabric-folding techniques from a quilter's viewpoint instead of the origami way of thinking. We will be folding with today's beautiful batiks! Each student will begin by making a hexagon flower. After this flower is mastered, students will advance to an octagon, 10-sided or 12-sided flower. Next, it will be on to folding the sew-in shapes. Learn to make these wonderful 3-D folded fabric shapes to use on wall hangings, vests or any project you desire. This is a technique class and does not require a machine.

Dana Fuller: How to Achieve Perfect Pattern Fit

Bring your own pattern (perhaps a vest or jacket, etc. that you've been wanting to make). Dana will provide one-on-one help, showing you how to make an improved pattern based on YOUR personal needs. You'll end up with a pattern you can use over and over again. Dana is a sewing and fitting master, able to show you what needs to happen to a commercial pattern in order to achieve a perfect personal fit. You'll then be able to go home and create a masterpiece. Machines not required.

Fran Phillips: Bandboxes

We'll be making an oval bandbox, covering it with decorative paper and giving it a padded bottom. Bandboxes were a common item from about 1750–1850. They were sturdy wallpaper covered boxes that, depending on size, were used to store anything from clothing to works-in-progress to trinkets. Traditionalists and romantics will use vintage wallpaper. Hard-eyed modernists will use the new scrapbooking papers for a surprisingly contemporary look. Plan on making several boxes in different sizes. Kit fee is \$20, payable to instructor on day of class. NO machine required.

Margaret Phillips: The Cat Make-It-In-A-Day Quilt

Make a 50" x 64" Cat Quilt in one day! Margaret will supply 80 different cat fabrics for the pieced blocks – washed, ironed, cut to size and packaged in a box. All you'll need to do is select your own choice of background fabric, and do some pre-cutting of two different sized rectangles and border strips. Instructions for the pre-cutting will be provided in your supply sheet. Kit fee is \$50, payable to instructor on day of class. No two kits are exactly alike. Machine required.

Elizabeth Rosenberg: Magic Texture Scarf

Create a beautiful, one-of-a-kind textured scarf using odds and ends of yarn and decorative threads. You'll be using a new product called "Ultra Solvy" as a base, and then choosing either machine-fed or free-motion stitching. You'll find this an easy, quick, fun and satisfying project. In fact, you'll go home with a finished product! The supply list will detail everything you'll need for the workshop, and extra supplies (including yummy, fuzzy, shiny, sparkly yarns)! These yarns will be available for purchase in class. Join Elizabeth for some Super Saturday fun. Machine required.

Melanie Testa: Small Works, Big Impact

Artistic imagery, in the medium of quilt art, need not be large in order to have a big impact. Working in a format 4" x 6" (or smaller), you'll explore collage techniques, reverse machine applique and machine embroidery to enhance your artistic explorations. Another great aspect of working so small is the ability to create many pieces in a short period of time. This class will inspire you to go beyond the usual. Along with an unusual supply sheet (including Extra Dark Chocolate, 70% cocoa preferable), you'll be ready to play. Machine required.

NOTE: Any material fees are payable directly to the instructor at class. Please try to have the exact amount needed.

Sign-up will be held at the January meeting. Please bring a check, made out to NSQG, plus a SASE so that the supply sheet can be mailed to you.

If you are unable to make the January meeting, please contact Dorothy Scalice at 860-355-3522, or e-mail her at QOW@charter.net.

Questions? Please feel free to call Sonia Reiber at 914-723-9344 or Dorothy Scalice at the above number.

**Super Saturday
March 5th!**

EDUCATION WORKSHOPS

**Elizabeth Rosenberg: Quilting Up-Side-Down, \$25
Saturday, February 5th — Snowdate, February 12th**

Guild member, Elizabeth Rosenberg, will demystify the “underside” of your sewing machine as you learn to quilt up-side-down. All those wonderful threads and ribbons that will not go through your needle can be put in the bobbin as you explore the many ways to embellish your quilt, creating an original wall hanging.



**Rachel Clark: Monster Purse, \$40
Wednesday, March 16th**

There is still plenty of room in this class. You will make a really big purse, using Rachel's pattern. What a wonderful way to show off your talents as you carry it with you to quilt shows, or anywhere! It starts with a paper-pieced center, or a center of your own. You can also make a smaller purse or a small quilt using the same pattern. Rachel is a wonderful teacher and a lot of fun, so please consider this class.

**Picture This Vest, \$40
Thursday, March 17**

This class is full, but don't be afraid to go on the waiting list, as those people often get in.

**Michelle Scott: Machine Quilting 1.5, \$40
Saturday, April 20th**

Please note the date on this class. It was originally printed as April 2nd, which was incorrect, and conflicted with the Lancaster show. If you signed up for April 2nd and cannot make the April 20th date, let me know and I'll take you off the list. This class will be the perfect fusion of basic and advanced machine quilting. If you have a little experience, but would like to enhance your skills with some decorative threads, such as rayon and metallic, this class is for you. Take your machine quilting to the next level. You will create interesting patterns without templates with a wide variety of decorative threads—even those tough ones that keep breaking in your machine.

**Margaret Cusack, The Art of the Commission, \$40
Wednesday, May 18th**

For many years Margaret has energized and enlightened artists, students, and the general public with her slide lecture/workshops. This class addresses various questions. How do you get a commission? How to negotiate the best price? How do you follow through so that both client and artist feel they have succeeded? Her timely suggestions will help advance your career as an artist. Come benefit from Margaret's experience as an award-winning illustrator/artist. Check out her website at www.MargaretCusack.com. Her work is amazing!

Thank you, Norma Schlager, EDUCATION CHAIRMAN

2005 Challenge Deadline: January!

How time flies! The Challenge quilts are due at the January 2005 meeting, and we are looking forward to seeing all of your beautiful and /or interesting work. We hope you've been busy collecting ideas and inspirations and creating your work of art. We hope to get a lot of entries.

NSQG 2005 Challenge: “PORTRAIT OF...”

Make a portrait of yourself, or of anything you wish to portray. Sample titles could be “Portrait of My Dream”, “Selfish Portrait”, “Portrait of the Artist in her Favorite Jewels”, or “Portrait of My Rabbit”. You may use any available technique (i.e. whatever you need to get a recognizable portrait). May include painting, piecing, applique, beadwork, snippets, etc. Must be in “portrait orientation”.

Size: 18 inches wide by 22 inches tall (a fat quarter). Your quilt must have a four-inch sleeve and be ready to hang, include the title and your name and address on a label on the back, as the quilts will be going to the Lancaster Quilt show in April.

Due Date: January meeting, to be displayed and voted on at the February 2005 meeting. Please keep your quilt a secret so we can fairly vote at the February meeting. Bring your quilt wrapped in a pillowcase (or fabric bag) labeled with your name and address, so we can keep it clean during its travels.

Questions? Suggestions? Please let us know what you think!

2005 Challenge Committee:

Jeri Riggs, 2005 CHALLENGE COMMITTEE CHAIRPERSON
914-478-7646, jeri.riggs@verizon.net

COMMITTEE: Norma Schlager, Elizabeth Poole, Suzanne Sunday, Carole Hoffman, Melanie Testa, Linda Schoenfeld

www.northernstarquilters.com



Quilt Basket, Ltd.

Classes Fabrics Supplies

Shop online at
<http://www.quiltbasket.com>

(845) 227-7606

Cambridge Common
939 Route 376 #4
Wappingers Falls, NY 12590



THE CITY QUILTER®



133 West 25th St.
212-807-0390
www.cityquilter.com

Tues to Fri 11 to 7
Saturday, 10 to 6
Sunday, 11 to 5

New Location

3 Times Larger

Near to parking, bus, subway,
Chelsea art galleries
& shopping

Hartsdale Fabrics

275 S. Central Ave., Hartsdale, NY 10530

(914) 428-7780

Open 7 days

Quilt Fabrics (300+)

Quilting Books, Notions, Classes, Clubs

Bernina * Brother * Viking

Authorized Sales & Service

Official Red Hat Society Charter

Jelly Bean Quilter

Long Arm Machine Quilting

Mary Eddy
2 Currituck Road
Newtown, Ct 06470-1306

Phone (203) 426-7911
jbquilter@earthlink.net
www.jbquilter.com

The Happy Quilter



3 Lake Ridge Plaza, Route 303, Valley Cottage, NY


845-268-8744

www.HAPPYQUILTER.com

An Authorized Bernina dealer
Nothing Sews Like A Bernina. Nothing.



Tues, Weds, Fri, Sat 10-6
Thurs 10-8 • Sun 12-4
Closed Monday



The Country Quilter

344 Route 100, Somers NY 10589
(914) 277-4820 Fax (914) 277-8604
www.countryquilter.com
Proprietor: Claire Oehler

Quality Quilting Fabrics and Supplies

(open NSQG Meeting Nights until 7 pm)

BERNINA
AUTHORIZED DEALER

FABRIC
CLASSES, SUPPLIES
KITS



THE QUILT SHOP

5 PADANARAM RD.-RT. 37
DANBURY, CT 06811
WORTH THE TRIP

GINNY MURPHY
TEL: 203-743-0543
wamquilt@aol.com



Little Red Quilt House
(203) 258-9464
www.LRQH.Com

Longarm Quilting
Basting Service
Binding - Hand and Machine

No Rules

Your Batting - No Problem
Your Thread - No Problem
Top Not Flat - No Problem
Top Not Square - No Problem

Any Quilt
Any Condition
We'll Finish It

JO ANN PELLICANO-ALVAREZ For All Your Sewing Needs

The
NIMBLE THIMBLE Inc.



19 PUTNAM AVENUE
PORT CHESTER, NY 10573
(914) 934-2934
nthimble@aol.com

Authorized Dealer
JANOME
SEW HOME
Because the Simply Love to Sew™
Sewing Machines & Sergers

Fabric Mart—NY, Inc.



Linda Speidell, President

2019 Crompond Road
Yorktown Heights NY
10598

(914) 962-3328


FabricMartNY@msn.com
www.fabricmart-nyinc.com

Dress & Upholstery Fabrics
Quilting Fabrics

Notions

We sell PFAFF Sewing Machines

the
quilt cottage
fabrics • yarn • gifts



414 mamaroneck avenue
mamaroneck, ny 10543

(914) 777-1-333

nancy c. rosenberger

**January Meeting:
Tuesday, Jan. 18th**

JFK High School, Somers, NY

Doors Open: 6:45pm
Meeting Begins: 7:15pm

•
Raffle

•
"On to the Extras"

•
Show & Tell

•
Adjournment



Save These Dates!

General Meetings

February 15th
March 15th
April 19th
May 17th
June 21st



Board Meetings

January 25th
February 22nd
March 22nd
April 26th
May 24th
June 28th

Visit the Northern Star Quilters' Guild website:
www.northernstarquilters.com

JANUARY 2005

On Point!

NORTHERN STAR QUILTERS' GUILD
P.O. BOX 232
SOMERS, NEW YORK 10589



FIRST CLASS MAIL

Susie Andersen
10 Daffodil Lane
Cos Cob, CT 06807