

# On Point!

JUNE 2006  
VOLUME 24 • NO. 10

A PUBLICATION OF THE NORTHERN STAR QUILTERS' GUILD  
SOMERS, NEW YORK

www.northernstarquilters.com

## *A Message from the President*



It is time for me to say good-bye. Serving as your President has been a really great experience. I had no idea when I started two years ago how much I would learn about the Guild and how many new friendships I would form.

I want to thank everyone who has served on the Board during my term. We have been blessed with Board Members who are committed to not only completing their own jobs but willing to help fill-in for each other through several difficult personal crises. So many of you have called, written or e-mailed to express your appreciation to me and I hope that you will take a moment to do the same to them.

It is also important to show your support, appreciation and respect to the members of the next Board. They each come to the table with energy and enthusiasm for their new job. They will be spending a lot of time over the Summer planning the events for the coming year and pulling everything together for the Special Edition of *On Point*.

The Membership Committee is ready to accept your dues for next year. You can use the registration form to tell the Board about your wishes and how you can best contribute your talents to the Guild for the coming year.

We are an organization of creative and passionate people and it is natural that we will have lots of different ideas about how to do things. If you wish to have input, be more active, or even if you have a problem, please express your desires appropriately. Constructive criticism is a valuable tool and many viewpoints are desirable in order to reach the best decisions. Try to be patient and offer to back your suggestions with the necessary research and help. If a minor struggle turns into serious conflict it can quickly destabilize the Guild, leading to a loss of leadership, making everyone's work more difficult and draining the creative energy of everyone around it.

Many of the new programs have been well received by you the members and some of the most notable have been the One Woman Show, the early Special Interest Groups, the Special Edition of *On Point*, and we brought Super Saturday and the Holiday Boutique home to JFK. We have established more avenues where you can be involved. As you learn more about how the Guild works we hope you will want to be a part of more activities, or perhaps serve on the Board yourself.

A World of Quilts has enjoyed two of its most successful years ever. This has been a result of reorganization, capital improvements and careful monitoring of expenses. The reputation of our fabulous Show will continue to grow our membership and our finances.

The financial and monetary policies and procedures are now up to date. Continued work in this area will allow the Board to better budget for

### **June Meeting: June 20th**

Doors open at 6:00PM.

#### **Annual Salad Supper**

Dinner will be served at 6:30PM.

Please bring a salad to serve 6 – 8 people and plan to arrive as close to 6 o'clock as you can.

Remember a serving spoon for your dish.

Make a card listing your salad's ingredients to accommodate members who might have food allergies.

Dessert, cold drinks, and coffee/tea will be provided.

### **Annual Library Book Sale**

Remember to bring your books and other quilt-related items to donate to the Annual Library Book Sale.

expenses and spend to improve the Guild.

Programs, Hospitality and Communications are other areas where fresh ideas, new approaches, and professional skills are needed and provide opportunities for many more members. Contact whichever Board Members you would enjoy getting to know and start to work in that area. We are here to make friends and have fun.

Lastly, I hope you will all come to the June Salad Supper as it is our last chance to have fellowship before the Summer. If I do not see you there, thanks for a great year and enjoy a great Summer of quilting.

*Fondly, Susie*

## Membership Report for June 2006

The 2006-2007 Registration Form is included in this month's newsletter. If at all possible, please avoid the line in September, and help us out by sending in your Registration Form over the summer.

We have spent a significant amount of time revamping the Form in order to give you an opportunity to express your interests and preferences. All of your suggestions are welcome and you can be assured that they will be carefully considered by the Board.

We have also broken out a more detailed list of areas in which volunteers are needed in order to maintain the Guild's programs. A real effort will be made to pair you up with the Committees that best reflect your interests. If you are a new member, this may be your first glimpse into the possibilities awaiting you. We hope that each of you, "old" and new members alike, will jump in, get involved in something that interests you, and meet new friends in the coming year.

The Art Quilt Group will meet for half an hour (5:30PM - 6:00PM) prior to the start of the June Salad Supper. The Appliqué Group and Basic Training will not meet in June, but will resume in September.

As the year comes to a close, I'd like to acknowledge my retiring Co-Chair, Degen Sayer, for all of the time and effort she has put into her job this year. Her positive, forward-looking attitude has been an inspiration to me.

*Wishing you a summer with time to quilt,*

Carol Sterk csterk@optonline.net  
Degen Sayer degensayer@aol.com

## Hospitality

I would especially like to thank Carol Bless, Lorraine Mioducki, and Barbara Jay for helping with Hospitality at the meetings this year, and Helen Andrew and Terri Gavin for all their hard work at the Show.

A busy Guild year is coming to an end soon and we will be marking the occasion with our Annual Salad Supper. Doors open at 6:00 and dinner will be served at 6:30.

Please bring a salad to serve 6 - 8 people and plan to arrive as close to 6 o'clock as you can. Bring along a serving spoon and, to accommodate members who might have food allergies, a card listing your salad's ingredients.

Dessert, cold drinks, and coffee/tea will be provided.

Come join the fun and have a great meal too!

Andrea Winter, HOSPITALITY



## Comfort Quilts

Meetings will be on June 21st and 28th at the Katonah Presbyterian Church from 9:30AM-3PM.

In July we will meet every week on Wednesdays at JFK High School from 9:30AM-3PM.

Questions? Call Pat Baker

**Last chance!**

Please return your Library books!



## Library News

The next meeting is our last before the summer break. Please remember to bring your books to the meeting. If you can't attend, please ask a friend to bring them for you.


Pat Slaven	<i>Imagery on Fabric, Woven and Quilted</i>
Suzy Miles	<i>A Colorful Book, On the Surface</i>
Nina Primer	<i>Quilts for Red Letter Days</i>
Mary Flaum	<i>Threadplay</i>
Chris Fredericks	<i>Machine Quilting with Decorative Threads</i>
Linda Long	<i>Faces and Places</i>
Bernice Strauber	<i>Machine Quilting with Decorative Threads</i>
Agneta Jansson	<i>The Quilt World of Emiko</i>
Fran Osinoff	<i>Transforming Fabric</i>
Martha Buhl	<i>America's Printed Fabrics, Trail of Thread, American Quiltmaking</i>
Eleanor Hibben	<i>Australian Patchwork and Quilting</i>
Kathy Kaplan	<i>Australian Patchwork and Quilting</i>

Our June meeting will include our Annual Book Sale, so bring books! Buy books, and have some fun! Remember, there's no such thing as too many books!

Thank you, June Sahn, LIBRARIAN

the  
**quilt cottage**

fabrics • yarn • gifts



414 mamaroneck avenue  
mamaroneck, ny 10543

(914) 777-1-333

nancy c. rosenberger

## 2006 A World of Quilts XXVII Show

At 3:00PM on Friday, May 5, a dozen or so JFK students were playing volleyball in the gym of the school. Fast forward 6 hours to 9:00PM – to a thrilling transformation to our Quilt Show. I wish we could have a time elapsed camera to capture the activity.

We had a beautiful weekend for our Show. There were approximately 2350 attendees. Our new floor plan helped to keep the crowds dispersed throughout the school and made shopping more enjoyable. And the Cafeteria was so calm that it was truly a respite from the busy activity.

There were many changes at the Show this year and almost every one was the result of a suggestion of a member of the Guild. I thank you all for your helpful ideas. We all have such wonderful, creative minds, that the show can continue to get better and better.

The quilts were extraordinary. We received so many compliments on the new hanging system. There were 74 ribbons awarded with 66% going to Guild members. See the list below for the First Place winners. Soon you will be able to check out the photos of the winning quilts on the website.

The lectures were well attended and applauded. How nice it is to know that Karen Eckmeier, our own member, is so respected in the quilt world.

The Video and Anniversary Exhibit were very well received. The interviews with members and quilts from charter and early members spoke volumes.

The sweepstakes added a fun new feature to our Show. Our prizes were all donated by vendors, Guild members and others companies. The vendors were very generous in their support of this activity. Come to the Salad Supper for a final Sweepstakes surprise.

Also at the Salad Supper this month, we'll have the Show Pins in case you missed buying yours at the Show.

I want to thank everyone who helped with the Show. It is a tremendous effort that we expertly and enthusiastically embrace. We all owe a dept of gratitude to the JFK staff and students. Sister Barbara is a tireless advocate who insures the Show's success every year.

My goal this year was full involvement of members in the process of the Show. I hope that the coming year will be a furtherance of that goal.

Mary Cannizzaro, QUILT SHOW CHAIRMAN

## 2006 A World of Quilts XXVII Show First Place Winners List

(for a complete Winners List, go to our website: [www.northernstarquilters.com](http://www.northernstarquilters.com))

### BEST IN SHOW

*Flamenco* – Anna Faustino

### BEST HAND APPLIQUE

*Memories Of Japan VI* – Nancy Mirman\*

### BEST HAND QUILTING

*Blooming Flowers* – Jette Buch\*

### BEST MACHINE APPLIQUE

*Little Brown Bird* – Louise Gibson

### BEST MACHINE QUILTING

*Technicolor Ginkgoes* – Norma Schlager\*

### BEST USE OF COLOR

*Disco* – Anna Faustino

### BEST ORIGINAL DESIGN

*Memories of Japan VI* – Nancy Mirman\*

### HAND QUILTED BED QUILTS

*Ride The Spring Breeze* – Liese Burke

### MACHINE QUILTED BED QUILTS

*Blitzkrieg I* – Debra Mastrianni

### PROFESSIONALLY QUILTED BED QUILTS

*Little Brown Bird* – Louise Gibson

### TRADITIONAL APPLIQUE WALL QUILTS

*Blooming Flowers* – Jette Buch\*

### TRADITIONAL PIECED WALL QUILTS

*Inlaid Stars* – Jean Sparacin\*

### INNOVATIVE APPLIQUED WALL QUILTS

*Folk Art With Thread III* – Georgia Heller\*

### INNOVATIVE PIECED WALL QUILTS

*Tumbling Blocks in Red* – Claire Victor\*

### ART – PEOPLE, PORTRAITS, FIGURES

*Flamenco* – Anna Faustino

### ART – PICTORAL

*Memories of Japan VI* – Nancy Mirman\*

### ART ABSTRACT

*Arabian Market* – Karen Eckmeier\*

*Disco* – Anna Faustino

### PROFESSIONALLY QUILTED WALL QUILTS

*Sarah's Wedding* – Lois Mitchell

### GROUP QUILTS

*Beyond Color Purple* – Joanne Griffith

### MINIATURE QUILTS

*Sunburst Miniature* – Barbara Gattuso

### SPECIAL TECHNIQUES

*Faux Tiffany* – Joyce Sullivan\*

### JUDGE'S RECOGNITION AWARDS



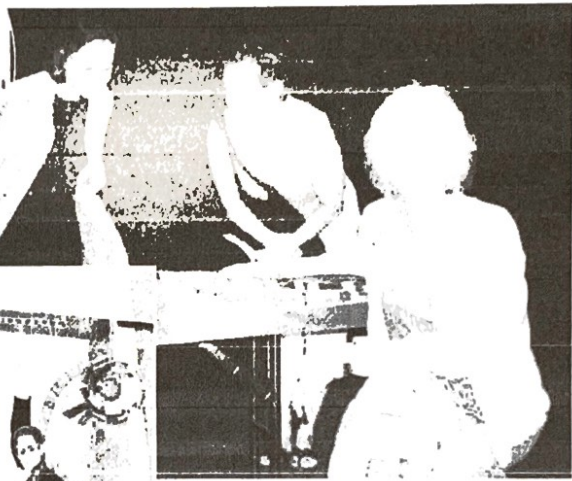

**Sandra Dorrbecker:** *July 4th, 2001* – Maria V. Weinstein\*

**Carole Peterson:** *Fern Dance* – Norma Schlager\*


**Jeanette Rindge:** *My Crazy Quilt* – Amy Trompeter\*

\*DENOTES NSQG MEMBER

A World of Quilts XXVII



Photos © 2006 Vito Browne Co.



## By-Laws Review Committee

This is the final report to the membership of the 2005/2006 By-Laws Review Committee.

An early meeting was held on May 16, 2006 in the JFK auditorium, during which there was time for the presentation and discussion of only three proposed amendments to the proposed By-Laws. Later, during the regular business meeting held in the JFK Cafeteria, presentation of amendments was begun again, this time for discussion and voting.

Three amendments (two on term limits and one on the number and title of standing committees) were presented, discussed, and voted on. A motion was made and seconded to bring to an immediate vote the proposed By-Laws, as amended. This motion was carried, ending the presentation of amendments and discussion of the By-Laws.

Of the three amendments voted on, one was approved and two were rejected. The approved amendment was to Article V: Section 4 of the proposed By-Laws:

“Members of the Board of Directors may serve for no more than six (6) consecutive years, and in no case shall serve on the Board for more than six (6) years within a ten (10) year period.”

Members then voted by ballot to either adopt the proposed By-Laws, as amended above, or to reject the proposed By-Laws, as amended above. The final vote was 91 in favor of adoption, and 25 opposed.

The By-Laws Review Committee has forwarded to the newly elected president, a listing of those amendments that were submitted but were not able to be presented, discussed or voted on.

Andrea Winter, BY-LAWS REVIEW CHAIRPERSON

### It's Not Too Late to Sign Up for the Lowell Quilt Festival in August!

Lowell, Massachusetts is having a Citywide Celebration of Quilts and wouldn't it be nice if we were there?

Well, all you need to do is sign up!

We'll be at The Quilt Festival on Friday, August 4th to Saturday, August 5th. The Tsongas Arena will have a juried Quilt Show and there will special exhibits presented by the New England Quilt Museum Auxiliary. The Lowell Memorial Auditorium will have an exhibit curated by Gerald Roy entitled *Variations on a Theme* and the New England Quilt Museum exhibit, organized by the American Quilter's Society, is titled *Blending the Old and The New: Quilts by Paul Pilgrim*. There will be shuttle buses running between all the exhibits and plenty to see.

We'll stay at The Best Western Hotel, which has an Outdoor Pool, Fitness Center, Sauna and Jacuzzi for those of us who need to unwind after seeing all the quilts. All this, and a Continental Breakfast, too!

Since our Guild does not meet during the month of July, I must have all payments received by the June meeting. The cost of this trip will be \$160.00.

Let's all make plans to have a great trip! We will be making pickups in Elmsford, Brewster, and Danbury for this one.

Hope you can join us!

Thanks, Kathy Vanacoro  
608 S. Lakeshore Drive, Lake Carmel, NY 10512  
kathy913quilter@yahoo.com, 845-225-0047


## June's One Woman Show: Dorothy Scalice

Born in the “Big Apple”, Dorothy's love for color was developed during the many years she spent creating new products for the cosmetic industry. She often refers to this as “My Life: Part 1”.

In 1982 she relocated to Connecticut and “My Life: Part 2” began with a visit to the local quilt shop, where all the fun began. She started out with traditional quilts, but always changed them with a twist and a tweak.

Short on time and long on “wanna-do” quilts, Dorothy set out to learn every shortcut in the book. Even today she is constantly looking for new tools and techniques.

After teaching her first class she had no doubt she'd found her own piece of heaven. Now Dorothy enjoys creating quilts of her own design and teaches classes, gives trunk shows and lectures for quilt shops, guilds and schools in an effort to spread the passion.



## Good-bye!

It's been lots of fun, but it's time for me to dust off and oil my machine and sew again!

I send many heartfelt thanks to everyone who contributed to these past 2 years of *On Point...* and also a special thanks to our printer, Andy Lewinter, for great printing and mailing it out on time each month.

I wish the new Editor the best of luck in meeting deadlines and getting the info out to everyone!

*Happy Quilting!*  
Vicki

## PINWHEELS



Fabric  
Fine Ware  
and Folderol

Maria Tamaoka

416 ALBANY POST ROAD  
CROTON-ON-HUDSON  
NEW YORK 10520

914-271-1045  
www.pinwheels.com

## HARTSDALE FABRICS

275 S. Central Avenue  
Hartsdale, New York  
(914) 428-7780

Visit [www.hartsdalefabrics.com](http://www.hartsdalefabrics.com) for a store tour  
Over 3,000 bolts of quilt fabrics  
Specializing in Asian Prints, vast selection of solids  
Silks, wools, metallics, sheers & textures for art quilts  
Over 900 rolls of in-stock Home Decorating fabrics



Little Red Quilt House  
(203) 258-9464  
www.LRQH.Com

Longarm Quilting  
Basting Service  
Binding - Hand and Machine  
**No Rules**

Your Batting - No Problem  
Your Thread - No Problem  
Top Not Flat - No Problem  
Top Not Square - No Problem

**Any Quilt**  
**Any Condition**  
**We'll Finish It**

JO ANN PELLICANO-ALVAREZ For All Your Sewing Needs



19 PUTNAM AVENUE  
PORT CHESTER, NY 10573  
(914) 934-2934  
nthimble@aol.com

Authorized Dealer  
**JANOME**  
Sewing Machines & Sergers

'ANITA AYOOB  
'Owner

19 Sugar Hollow Rd.  
Danbury, CT 06810  
(203) 792-5252  
Fax (203) 748-1695

**FabricTree**  
The Fashion and Decorating Center

Fashion, Quilting & Decorator Fabrics  
Custom Work & Shop at Home Service  
www.fabrictree.com

Linda Speidell  
President

(914) 962-3328

*Fabric Mart-NY, Inc.*  
Authorized PFAFF Sewing Machine Dealer

2019 Crompond Rd.  
Yorktown Heights NY 10598 [FabricMartNY@msn.com](mailto:FabricMartNY@msn.com)

**the QUILTER'S ALLEY**  
www.thequiltersalley.com  
2057 Hutton Street (at the end of the road)  
Danbury, CT 06810  
Tel: (203) 792-5252 Fax: (203) 748-1695

## Jelly Bean Quilter

Long Arm Machine Quilting

Mary Eddy  
2 Currituck Road  
Newtown, Ct 06470-1306

Phone (203) 426-7911  
[mary@jbquilter.com](mailto:mary@jbquilter.com)  
[www.jbquilter.com](http://www.jbquilter.com)

**The Happy Quilter**

Authorized Bernina Dealer  
Koala Cabinet Dealer  
Premium Fabrics, Books, Notions & Classes

(845) 268-8744  
3 Lake Ridge Plaza/Route 303  
Valley Cottage, NY 10989



Only 25 Minutes  
Outside New York City

Find us on the Web at: [www.happyquilter.com](http://www.happyquilter.com)

## Improving Bindings

*Editor's Note: We are grateful to Carole Peterson for taking the time to write this article about what Judges look for in a quilt's binding. Carole has been a certified Judge since June 1994, and has judged many of our Quilt Shows. We can all improve our bindings with her thoughtful advice!*

What we look for in bindings specifically are:

1. Binding fabric should be of even width, sewn with tight, close stitches in thread of the same color as the binding, like an applique stitch, on the back (usually). The sewing line of the first application of the binding should be covered on the back. Always check to make sure that all the fabric and batting from the quilt is caught and covered in the binding, front and back.
2. Bindings should be filled with batting to the edge (for long wear). It doesn't have to be 'stuffed', but a good, even filling.
3. Binding corners should be 90 degrees. There are many magazines and books that offer tips on getting this right on a continuous binding. Butted bindings are also OK, but should be finished neatly to 90 degrees also (fabric may have to be trimmed away from underneath to get this right). It is always a good idea to sew the miter closed on bindings (again for wear and to prevent getting something caught in it and tearing), but it could be omitted on a good, flat and mitered binding on a wall quilt. On a quilt with an irregular edge, with inside and outside corners, the best finish is achieved by sewing closed all the miters.
4. When using a binding fabric that has a stripe or a straight grain print that appears to be a stripe, be especially careful when cutting it to follow the pattern, so as to avoid the appearance of the binding wobbling down the edge of the quilt. Actually when using a stripe, the best effect is gained when the fabric is cut on the bias.
5. There is no preference (to this judge) whether a straight grain or bias binding is used, as long as it is done well. It is, however, almost always necessary to use a bias binding on a piece with curved edges.
6. Be sure to measure the sides of your quilt before cutting the binding. Just sewing the binding onto the side will often stretch the quilt, or the binding, or both, causing the edges to wobble. Pin the binding carefully along one side at a time making sure that no edges are stretched, but that the binding is applied straight and even.
7. Bindings applied with a sewing machine should also be done neatly, giving an even appearance along the edges of the quilt, with the binding retaining an even width.

A binding is the final step in completing your quilt. Take the time to do a good job... one that will show off your quilt's workmanship all the way to the edge!

*Carole Peterson*

THE CITY QUILTER®



133 West 25th St.  
212-807-0390  
www.cityquilter.com

Tues to Fri 11 to 7  
Saturday, 10 to 6  
Sunday, 11 to 5

Proud to be  
one of the  
"Top Ten Shops"  
in *Quilt*  
*Sampler's*  
Fall, 2005 issue



*Christian Lane Quilters*

Jim & Wilma Cogliantry  
(860) 829-2821  
www.christianlanequilters.com

Wide Quilt Backings      Wholecloth Quilt Kits  
Custom Machine Quilting Services

## Northern Star's Donation Benefits Elias Howe's Monument Restoration

At the corner of Battle and Hemlock Avenues in Brooklyn's Green-Wood Cemetery is an imposing monument to Elias Howe, holder of U.S. patent #4750 issued on September 10, 1846. It seems a fitting location for the man who spent much of his life battling first for acceptance for his invention, then for the financial rewards due him and finally for the Union, outfitting the 17th Connecticut Regiment during the Civil War when his health would not allow him to enlist.

Howe's patent was for the first practical sewing machine. Clumsy, and not without problems, when it worked well it was five times faster than the average hand-sewer. It met with great resistance from seamstresses and tailors who feared it would put them out of work. His improvements laid a foundation for others and by 1856 he had joined with the more familiar names of Singer, Wheeler and Wilson, and Grove and Baker to form the Sewing Machine Combination, a patents pool that required all sewing machine manufacturers to obtain a license from them in order to avoid patent infringement. Between 1846 and 1877 when the patents ran out, Howe collected \$20 for every sewing machine sold. These measures took Howe from poverty to millionaire status in a few short years. He died October 3, 1867 in Brooklyn, New York.

We know the importance of this machine in liberating women from the tedious necessity of handsewing garments and household linens for their families, as well as the importance of the sewing machine in the nascent ready-to-wear garment industry, one of the first to give women an opportunity for gainful employment. (That many were sweat shops lead to women's early involvement in labor unions.) Countless immigrant women over the last 100 years learned English while they worked in American factories, their skill at the sewing machine a universal language. As quilters, we know how important the sewing machine is to our chosen form of self-expression. Quilters were early adopters of this



new technology. Quilt historians estimate that up to 75% of the quilts made between 1860 and 1940 are machine stitched. Certainly the percentage is even greater for those created between 1940

and 2006. As quilters, we also recognize how rooted in American history our work is. And it is as quilters that we have chosen to help preserve this unusual tribute to a pivotal figure whose work echoes so many ways in our daily lives.

NSQG's donation will go toward the restoration of the Howe memorial. It is estimated that restoration will cost \$17,500. While we cannot fund but a small part of that price, NSQG has made an important decision in choosing to be the vanguard, establishing a level of commitment for other quilters to meet. We hope that other quilt guilds will consider donations to The Green-Wood Historic Fund in recognition of Howe's place in textile history and Green-Wood's place in our cultural heritage.

Saved in Time is a direct appeal to philanthropic individuals, organizations and companies to join The Green-Wood Historic Fund, a 501(c)(3) tax-exempt organization, in pro-actively moving to conserve and restore a selection of their endangered monuments, and to present the scope of our obligation to preserve the artistic legacy of the past.

You can view the Howe memorial and learn more about Saved in Time at <http://www.green-wood.com/>.

Fran Phillips, SPECIAL CORRESPONDENT



**The Country Quilter**  
344 Route 100, Somers NY 10589  
(914) 277-4820 Fax (914) 277-8604  
[www.countryquilter.com](http://www.countryquilter.com)  
Proprietor: Claire Oehler  
**Quality Quilting Fabrics and Supplies**  
(open NSQG Meeting Nights until 7 pm)



**Quilt Basket, Ltd.**  
Classes Fabrics Supplies  
Shop online at  
[www.quiltbasket.com](http://www.quiltbasket.com)

Cambridge Commons  
939 Route 376 #4  
Wappingers Falls, NY 12590  
(845) 227-7606

**JANOME**  
Authorized Dealer



## 2006-2007 NSQG Membership Registration

In order to ensure that the membership list is up-to-date, please PRINT all the information below. Include a phone number where you can be reached if we need to institute a phone chain in case of an emergency. (Please indicate if you don't want it published to the general membership.) Return this Form and a check made out to NSQG for dues of \$35 to: Noreen Graham, 1 Guion Road, Rye, New York 10580.

Name: \_\_\_\_\_

Street or P.O. Box: \_\_\_\_\_

City: \_\_\_\_\_ State: \_\_\_\_\_ Zip: \_\_\_\_\_

Home Phone: ( ) \_\_\_\_\_ Cell phone ( ) \_\_\_\_\_ Email: \_\_\_\_\_

\_\_\_ New Member or \_\_\_ Renewing Member Please check here if any of the above information has **changed** \_\_\_\_\_

Are you a beginner quilter? \_\_\_\_\_

**Note: You will receive the monthly newsletter online unless you request a printed copy by checking here** \_\_\_\_\_

The Guild depends upon the talents and generous participation of all members in order to run smoothly and provide the kinds of activities and programs that everyone has come to expect. What skills or services would you be willing to volunteer to help the Guild?

- |                           |                |                                |                    |
|---------------------------|----------------|--------------------------------|--------------------|
| ___ Graphic Design        | ___ Web Design | ___ Early Arrival at Meetings  | ___ Management     |
| ___ Technology Consulting | ___ Law        | ___ Hostess for Speakers       | ___ Event Planning |
| ___ EXCEL Expertise       | ___ Accounting | ___ Airport Pick-Ups/Drop-Offs | ___ Other          |

On which of the following Committees would you be interested in serving? (Please check at least 2)

- |                    |                    |                    |                                  |
|--------------------|--------------------|--------------------|----------------------------------|
| ___ Membership     | ___ Programs       | ___ Road Trips     | ___ Quilt Liaison to Museums     |
| ___ Education      | ___ Library        | ___ Challenge      | ___ Comfort Quilts               |
| ___ Hospitality    | ___ Newsletter     | ___ Boutique       | ___ Raffle Quilt                 |
| ___ Quilt Show     | ___ Monthly Raffle | ___ Super Saturday | ___ Quilt Education for Children |
| ___ One Woman Show |                    |                    |                                  |

Please indicate your availability: \_\_\_ Days \_\_\_ Evenings \_\_\_ Weekends \_\_\_ Are you away for a portion of the year?

Which Special Interest Groups would you be interested in attending?

- \_\_\_ Hand Quilting \_\_\_ Crazy Quilting \_\_\_ Quilting Basics \_\_\_ Art Quilt \_\_\_ Appliqué  
\_\_\_ Inspiration Group (for those wanting design, color, or quilting pattern feedback)  
\_\_\_ Exhibition Group (for those who are interested in the ins and outs of entering shows)  
\_\_\_ Other Ideas \_\_\_\_\_

Would you be interested in leading a Special Interest Group? \_\_\_\_\_

Please list any teachers with whom you have taken a class who you would recommend for a future Guild Program:

At the Guild Meeting would you prefer to have Show 'n' Tell before or after the speaker? \_\_\_\_\_

Do you have any suggestions for Winter Programs (January or February) when there is no speaker?

Is there a technique/project you would like to teach at Super Saturday? \_\_\_\_\_

I grant Northern Star Quilters' Guild permission to photograph my work for local or regional use in media advertising, promotion, and publication in newsletters, magazines, the internet, and other appropriate media. I grant visitors to the Guild and its activities permission to photograph, for their personal use only, any works of mine that are on display.

Signature: \_\_\_\_\_

The Board will thoughtfully consider any suggestions that you make.

Thank you! Carol Sterk, [csterk@optonline.net](mailto:csterk@optonline.net) and Noreen Graham, [nina531@aol.com](mailto:nina531@aol.com), MEMBERSHIP CO-CHAIRS

# Happy Summer! Happy Quilting!

Remember to oil and dust  
your machine regularly!

## Congratulations

Congratulations go to Susie Andersen, whose quilt, *Color Wheel II*, was one of the 26 quilts accepted into "In the American Tradition V".

The exhibition will premiere at the Houston International Quilt Festival this November, and will also travel to various international Quilt Festivals in 2007.



Visit our website!

[www.northernstarquilters.com](http://www.northernstarquilters.com)

**BERNINA**<sup>®</sup>  
AUTHORIZED DEALER

FABRIC  
CLASSES, SUPPLIES  
KITS



**THE QUILT  
SHOP**

5 PADANARAM RD.—RT. 37  
DANBURY, CT 06811  
WORTH THE TRIP

GINNY MURPHY  
TEL: 203-743-0543  
wamquilt@aol.com

JUNE 2006

## On Point!

NORTHERN STAR QUILTERS' GUILD  
P.O. BOX 232  
SOMERS, NEW YORK 10589



FIRST CLASS MAIL

