

# On Point!

A Publication of the Northern Star Quilters' Guild

Somers, New York

May 2001

Volume 19, Number 9

## A Message From the President

"Best Show Ever!"

"Fantastic Quilts, Vendors and Displays!" "Talented Women!"

...are just some of the comments from Show attendees. It is always a pleasure to walk down the rows of beautiful quilts on Saturday morning, knowing all the hard work that went into making it all happen. A HUGE "Thank You" to all of you who made it possible, especially Marie Sugar and her Committee. Without the help of so many Guild members it would be impossible to put on this incredible Show each year! Thank you, Thank you, Thank you!

Congratulations to all prize winners and to all who entered a quilt for display. Thank you for sharing your talents with us, you are all winners! Show ribbon winners bring your quilts to the May meeting for Show & Tell, so that we can get an up close and personal look at them. Please bring your workshop projects from Elizabeth Hendricks, Linda Cantrell and David Walker. It is always nice to see what was done at the

classes, even if they never get finished! Also remember to bring in the Round Robin quilts for exchange and Show & Tell. May's meeting will be like going to another quilt show!

May is our designated Annual Meeting at which the election of officers takes place. Please find the short bios for the nominated officers in this newsletter. There are still some non-elected positions open and committees that need help, especially the Quilt Show Committee. Please offer your time and talents to make next year's Guild and Show the "Ever!"

Thank you to Elizabeth Hendricks for sharing of herself as professional quilter, speaker and teacher. Those who took her workshops had fun learning how to use all those wonderful threads, ribbons, cords and dangles that we buy at Quilt Shows. At May's meeting we will welcome Shirley Botsford.

Piece and Love,

Linda

## Hospitality

We had a wonderful spread from the S, T, & U's for our April meeting. Lots of brownies and cookies, and we even had an Easter basket full of Chocolates. Thank you so much to all of you who brought goodies. They were wonderful. Now, it is up to the end of the alphabet...V, W, X, Y and Z to share at our May table. As usual, we will provide hot water for tea, coffee and cocoa.

Last month we ran into a problem...we ran out of cups. We only provide enough disposable cups for those few members who might forget their mugs. Last month it looked as if everyone forgot theirs. Please try to remember to bring your mug. It saves on our having to purchase them as well as on not having to throw them away.

Chris Ruggieri and Carol Auer



## Meet the Candidates

Included in this issue are brief bios of those who have volunteered to be elected.

**General Meeting**

**Tuesday**

**May 15, 2001**

**JFK High School**

**Somers, New York**

**7 pm**



## 2000-2001 Officers and Chairpersons

President vlonahn@bestweb.net	Linda von Ahn* (845) 628-5380
Vice President(s) Programs vanacoro@rcn.com	Kathy Vanacoro* (845) 225-0047 Joan Weth* (914) 277-3585
Equipment Assistant	Leslie Forrest (914) 225-9444
Raffle Coordinator	Dorothy Scalice (860) 355-3522 Janice Nastasi (914) 279-8381
Vice President, Membership ssriber@att.net	Sonny Rieber* (914) 723-9344
Vice President Quilt Show HMSugar@worldnet.att.net	Marie Sugar* (914) 277-4266
Recording Secretary	Georgia Heller* (203) 358-0333
Corresponding Secretary	Dorothy Fiederlein* (845) 278-1881
Treasurer	Lauren Fowks* (914) 232-8470
Education NSQGclasses@aol.com	Liz Doyle* 914-232-3040
Fabric Exchange ZSabbah@aol.com	Karen Carlson (914) 762-5382
Ornament Saturday rxmark@bestweb.net	Joanne Lovitz (914) 232-3043
Super Saturday	Cobb Stewart (914) 238-8653 Eleanor Hibben (914) 962-3983
Library susanc@ntplx.net	Susan Chapman* (203) 778-0194
Hospitality cmjr@bestweb.net	Christine Ruggieri (914) 277-7153 Carol Auer 845-225-1780
Special Events Essews@aol.com	Elaine Skorka* (914) 723-6845
Newsletter caristar@concentric.net	Carrie Vollrath* (914) 592-5352
Boutique JANLOUGH@aol.com	Janette Loughlin* (914) 762-6953
Challenge	Suzanne Sunday (914) 234-6810 Jeri Riggs (914) 478-7646 Jennifer Ceisler (914) 232-1146
Comfort Quilts	Pat Baker (845) 279-8840
Bulletin Board & Quilt Layering Sewcool39@aol.com	Ina Helfand (914) 245-3173
Raffle Quilt 2001	Betty Edwards (914) 736-0516

\*Executive Board Members

*On Point!* is published monthly except for a combined July/August issue. Subscription to the newsletter is included in the annual \$35 membership fee.

### Newsletter Staff

Editor: Carrie Vollrath  
Special Events Editor: Nancy Hantman  
Editorial Assistant: Dana Fuller

Monthly meetings are held the third Tuesday of each month, September through June, at John F. Kennedy High School, Route 138, Somers, New York at 7 pm.

Articles must be submitted to the newsletter Editor (generally one week) after the general meeting and may be submitted by postal mail, e-mail or fax. e-mail *attachments* cannot be accepted. **Please include your text in the body of the e-mail message.**


The deadline for articles appearing in the June issue is May 17. Send articles and information to:

Carrie Vollrath, *On Point!* Editor  
1414 Old Country Road  
Elmsford, NY 10523  
Phone: (914) 592 5352  
Fax: No Longer A Valid Number  
E-mail: caristar@concentric.net

Deadline for articles for the June Newsletter—  
May 17. Send via e-mail and give me a copy of your article at the meeting just in case I have to keyboard. Being in the middle of a household move might leave me without email.

**BERNINA®**  
AUTHORIZED DEALER

**GINNY MURPHY**  
TEL: 203-743-0543  
FAX: 203-797-0936



**THE QUILT SHOP**

16 PADANARAM RD.—RT. 37  
DANBURY, CT 06811

**FABRIC  
CLASSES, SUPPLIES**



**The Country Quilter**

344 Route 100, Somers NY 10589  
(914) 277-4820 Fax (914) 277-8604  
www.countryquilter.com  
Proprietor: Claire Oehler

**Quality Quilting Fabrics and Supplies**  
(open NSQG Meeting Nights until 7 pm)

## Programs

What a great crowd we had last month to see Elizabeth Hendricks. Hope you all enjoyed her lecture—I know those who took her classes sure did. This month our featured guest speaker will be our very own Shirley Botsford. As you already know, Shirley owns the Stitch-Inn in Beacon, NY. and the title of her lecture will be “The House that Decorated Itself.” We’ll take a personal house tour of Shirley’s 1889 Queen Ann Victorian home that doubles as a Bed & Breakfast retreat for stitchers. We’re going to see how to use everything around us as a source of design inspiration. We’ll get to see how she was inspired by the many exquisite architectural details in her home and transformed them into stitchable designs for her book *Decorating with Fabric Crafts*.

It’s going to be a lot of fun, and I certainly hope you can all join us. See you there.  
Kathy

## Library

Don’t forget at the June meeting the library will be hosting another book/magazine sale. There will be a table set-up next to the library for your books. At the end of the meeting please stop by and pick up any of your items that did not sell. The money from the sale will go to the library for the purchase of new books. Please write down the name and author of any book you would like me to purchase for next year. It helps me a lot to know what people would like to see in the library.

I really need a full-time helper for the library next year. I need someone that I can rely to run the library in case I am unable to make the meeting. If you are interested please let me know. Now the moment you all have been waiting for—the overdue booklist:

### April

Leslie Forrest 1 book      Betsy Megna 1 book  
Tamar Drucker 2 books      Joanne Lovitz 2 books  
Nina Primer 2 books      Ina Helfand 1 book

Please make every attempt to get the books back at the next meeting. **ALL books are due in June.** If you think you may not be at the June meeting, I would suggest not checking out books or be sure to make arrangements to get them back in at the June meeting. I do not want to have to spend my summer tracking people down to get books or sending out bills.

Susan Chapman  
P.O. Box 8186  
New Fairfield, CT 06812  
susanc@ntplx.net  
203-746-1150

## PINWHEELS



416 ALBANY POST ROAD  
CROTON-ON-HUDSON  
NEW YORK 10520

914-271-1045  
www.pinwheels.com

## Important Dates

May 15      General Meeting  
                    JFK H.S. 7 pm  
June 19      Salad Supper

## Worth a Mention:

Recall of Ott-Lite True Color floor lamps (model numbers DMBLH-18W or DMBLP-18W): An electronic component inside the plug can overheat, presenting a fire and burn hazard. For free replacements and more information, call 800-842-8848 between 9 a.m. and 5:30 p.m., Monday-Friday.

Nancy Hantman

Look for another Book Sale at the June meeting. Bring the magazines and books that you don't want anymore and drop them off at the sale table...then get some really good bargains.

Hardcovers \$2

Softcovers \$1

Magazines \$.25  
or 5 for a \$1

# Surface Design Challenge

## Month 5—Shibori resist dyeing

### Supplies:

Glad Containers or the like, large enough to hold one yard of fabric, you will need one Glad container per color of dye.

Dye kit(s)

1 yard bleached 100% cotton muslin per color of dye

Small elastic bands (Goody brand found in the beauty section of your local super market or pharmacy)

Button or quilting thread

Sewing machine

Rubber gloves

Dust mask

Water

Pinch fabric and tightly wind elastics over the pinched area. You may use more than one elastic per pinch! Try varying the size of the pinch! Use large pinches and pinch tiny sections within that pinch. Do this so that the entire piece of fabric is covered. Get funky! If you have two or three colors of dye you might like to try using your sewing machine with button or quilting thread and a long basting stitch to create a drawn thread pattern on your second yard of fabric. Remember the bobbin side of the sewn line is easier to draw tight. You must draw this as tight as you are able. Tie both ends.

**\*\*Always use a mask and gloves when handling dyes and auxiliary chemicals!\*\* No excuses!\*\***

In addition, you might like to work outdoors, in a laundry room or somewhere that is easy to clean. Spilled dye should be cleaned with bleaching products. Do not use containers for food after dyeing with them.

**Prepare dye.** Add 8 oz. of water to each bottle containing powdered dye. Make sure there are no clumps of dye. If you have clumps, dissolve them by shaking the tightly sealed bottle or I would let the water work on the clumps by walking away for a short while.

If you are dyeing two pieces of fabric thoroughly wet one piece of fabric and place it in a Glad container. Place the second yard of fabric into the second Glad container dry. Pour the dye over the fabric. Let this stand for 10 to 15 minutes.

The second bottle in your kit contains soda ash, which is the fixer or mordant for the Procion MX dyes we are using. After 15 minutes, pour the soda ash over the dye and fabric. If you like texture, do not touch your fabric. If you want a solid color of fabric, agitate the fabric for about five minutes. Let fabric stand for at least an hour, you can let it go for a whole day or however long you need before beginning to rinse.

**Rinse the fabric.** Most books I have on this subject say rinse the fabric until the water runs clear then wash the fabric. I find this uses much too much water and spends too much of my time. I usually rinse the fabric once, let it soak container in fresh water and then I wash the fabric in the washer using detergent. Most likely, you will need to wash your fabric twice to get all of the dye out. Take the usual precautions when using your washer after washing dyed fabrics. Dry the fabric in your dryer.

Melanie Testa  
203 327 1414  
davanie@snet.net



**THE CITY QUILTER**  
157 West 24th St.  
212-807-0390  
Tuesday - Friday,  
11 to 7  
Saturday, 10 to 6  
Sunday, 11 to 5

**Come visit us on your next  
trip to Manhattan!**

Located between 6th & 7th Avenues  
near the Chelsea shopping  
& art district, bus & subway lines.  
Adjacent to parking.



**Quilt Basket**  
Classes Fabrics Supplies

Shop online at  
<http://www.quiltbasket.com>

872 Route 376, Ste. B  
Wappingers Falls, NY 12590

(845) 227-7606

---

## Annual Election

The following members have been listed on the slate for the Annual Election

President: Linda von Ahn

VP Programs: Lyn Chernuchin

VP Quilt Show: Margaret Phillips

VP Membership: Sonny Rieber

Recording Secretary: Georgia Heller

Corresponding Secretary: Terry Mellilo

Treasurer: Luran Fowks

### Linda von Ahn

I have been a member of NSQG for 15 years and have served on both the Quilt Show and the Executive Board in several positions. Through NSQG, I have grown as a quilter and been "stretched" by the talents and friendships of my sister quilters. It has been my pleasure to have been your Guild President for the past year and am looking forward to another year.

### Georgia Heller

I started quilting several years ago after retiring from a long career in the software industry. I love to design and make quilts and collect those wonderful fabrics. NSQG has been a source of inspiration, education, and many new friendships for me. I've enjoyed working on the board this past year and would like to serve a second year as recording secretary.

### Sonny Rieber

I have been quilting for about four years and a member of Northern Star for the past three years. I was Membership VP last year and have learned a great deal about the position. This next year should prove glitch free! Hope springs eternal, at any rate.

### Lynn Chernuchin

I am a retired investment banker and have been a member of NSQG for the last 3 years. My quilt won "Best of Show" in 1998. I am working on the Quilt Show Committee this year as Ticket Chairwomen.

### Terry Melillo

I share my home in Somers NY with my husband. Needlework has always been a part of my life, however I only started to quilt in 1991. I became a member of NSQG soon after. As a member, I have worked with the Block Contest, Challenge Committee and The Quilt Show Committee.

### Margaret Phillips

I have been a member of Northern Star for 6 years and served on the Quilt Show Committee for 4 years doing various jobs. I am a member of Common Threads in Greenwich, CT. My quilting career spans a quarter of a century during which I have made over 100 quilts.

---

## A Big THANK YOU

Since this newsletter must go to press before the Quilt Show, I would like to take this opportunity to thank everyone in advance for helping to make the World of Quilts XXII a success. To all the show committee members, who have graciously given their quilting time throughout the year and to the people who have worked closely with them—a big THANK YOU—You are special people.

Thank you to all the guild members who volunteered time at the quilt show without you there could be no show.

Marie Sugar

---

## Boutique:

We had 22 members signed up for the Show Boutique, the most I have ever entered. Please let me know how you think the Boutique went. Is there anything you would like to see changed, added/deleted? E-mail or call me or one of the members of the Boutique Committee, we want to know. Thanks for all the support we received, it helped a lot!

Janette Loughlin, Liz Stern,  
Judy Rosenberg, and  
Stebhanie Santangelo

---

## Quilt Bee

Quilt Bee meets weekly at the Danbury Museum & Historical Society, 43 Main St. in Danbury. Every Friday afternoon from noon to 4:00 pm in Huntington Hall, work on the project of your choice, help with the Nutmeg Guild's raffle quilt, or a raffle quilt to benefit the Museum. For more information or details, call

Jo Ann Brown at  
203-748-1094.



**PiecefulAcrePatterns.com**

Quilt Patterns on the Internet

JoAnn Brown, Owner

(203) 748-1094 or (203) 791-9814

E-mail: [PiecefulA@aol.com](mailto:PiecefulA@aol.com)

May - BLOCK-of-the-MONTH

BORDERS & SASHING

If you have completed all the blocks given each month beginning with the summer Newsletter your quilt top can be put together following the diagram below. Place the four 12" blocks where their colors look best.

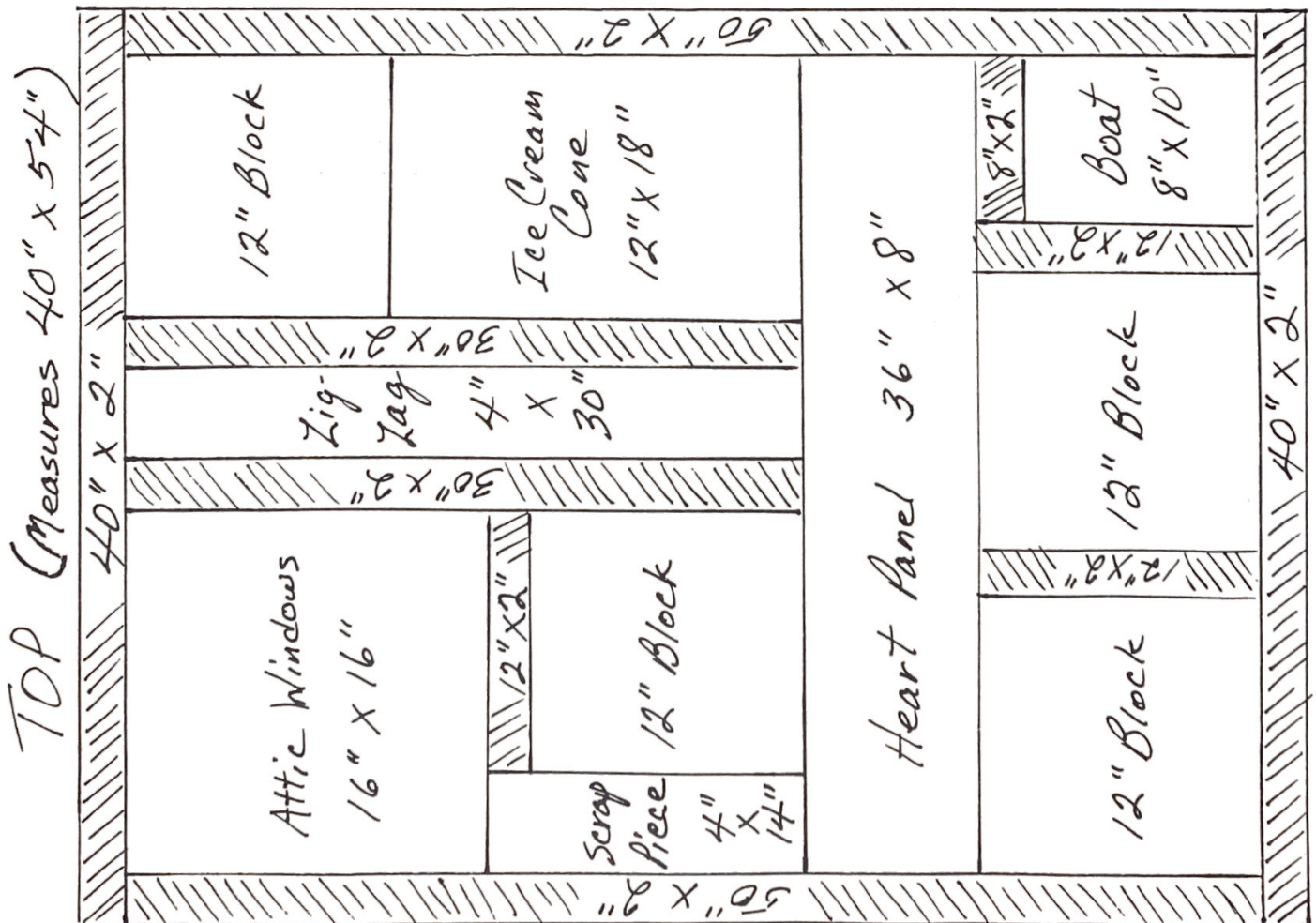
Use your background fabric to cut the sashing strips between the blocks and the borders. These are indicated with diagonal stripes on the diagram. Measurements on the diagram are the finished size. **Be sure to add a 1/2" to length and width of each piece for seam allowances.** Also, measure your own pieces and adjust where necessary.

Sew the sashing strips to blocks then sew the blocks together. Press carefully. Add borders to sides, then add borders to top and bottom. Press. Hurray! Top is done!

Now comes quilting and binding. Cut batting and backing fabric about 2" larger than top on all sides. Baste with safety pins or basting thread. Quilting can be done by hand or machine. Machine quilting is recommended for Comfort Quilts. Binding for Comfort Quilts is usually cut 2 1/4" wide, pressed in half and applied by machine on both sides using some sort of zig-zag or decorative stitch for the finishing side.

If you are unable to quilt or bind a Comfort Quilt (you can take all summer) you can turn in the top to Pat Baker or to me, Joyce Sullivan. Please include enough background fabric to use for binding if you can.

Let's bring all the quilts or tops in for Show & Tell at the June meeting.



---

# Road to . . .

A comprehensive list compiled by Nancy Hantman

## Shows and Exhibitions

- Lincoln, NE: "Chosen with Care: Adopted Quilts from the Ardis and Robert James Collection," now through September, Robert Hillestad Textile Gallery. SASE to IQSC, 234 HE Bldg., Lincoln, NE 68583; 402-472-6549; <http://www.iant.unl.edu/quiltstudy>.
- Ontario, Canada: Waterloo County & Area Quilt Festival, May 17-27, various sites. Contact: 519-699-5628; [info@quiltcapitalfestival.com](mailto:info@quiltcapitalfestival.com); <http://www.quiltcapitalfestival.com>.
- Stratford, Ontario, Canada: "The Quilt: A Breast Cancer Support Project," May 18-September 2, Stratford Armoury. Contact: Carol Miller, 519-274-0456; [quiltinfo@quadro.net](mailto:quiltinfo@quadro.net); <http://www.thequilt.com>.
- Troy, NY: NYQuilts! 2001-A Quilt Odyssey, May 19-20, Russell Sage College, First Street. SASE to NY Quilts, PO Box 93, Brainard, NY 12024-0093; <http://nyquilts.org>.
- Lebanon, NH: Northern Lights Quilters' Festival, May 19-20, Lebanon High School, 195 Hanover Street. SASE to Geraldine North, 34 Low Road, Hanover, NH 03755; [GM\\_North@yahoo.com](mailto:GM_North@yahoo.com); <http://www.NLQG.org>.
- Stonington, CT: Thames River Quilters' Tea at the Captain's, May 19-20, Nathaniel Palmer House, 40 Palmer Street. Contact: Lydia Main, 860-537-3710; [lljm01@cttel.net](mailto:lljm01@cttel.net).
- Toronto, Canada: Yorkshire Rose Quilters' Guild Show, May 25-27, Japanese Canadian Cultural Center; 416-446-1362.
- Athens, OH: Quilt National '01, May 26-September 2, Dairy Barn Southeastern Ohio Cultural Arts Center. SASE to Dairy Barn, P.O. Box 747, Athens, OH 45701; 740-592-4981; [info@dairybarn.org](mailto:info@dairybarn.org); <http://www.dairybarn.org>.
- Riverhead, NY: Eastern Long Island Quilter's Guild 20th Anniversary Show, June 9-10, Suffolk County Community College, Speonk-Riverhead Road. Large SASE to Anne Schmidt, 480 Newton Street, Westbury, NY 11590; 516-334-0466; [ELIQSHOW@aol.com](mailto:ELIQSHOW@aol.com). Contacts: Amanda Sherwin, 631-283-8253, and Ginny Benetter, 631-288-3853.
- Tulsa, OK: 32nd Annual National Quilting Association Quilt Show, June 21-24. Send \$1.50 (payable to NQA) to Sharon Gunkel, 9425 East 39th Street, Tulsa, OK 74145.
- Boston, MA: "American Folk" (includes quilts), now through August 5, Museum of Fine Arts, 465 Huntington Avenue, <http://www.mfa.org>.
- Paducah, KY: Classes and Scholarships, classes through September 2002, scholarship deadlines July 15 and January 15 each year, Museum of the American Quilter's Society. Contact: MAQS, 270-442-8856, ext 25; [info@quiltmuseum.org](mailto:info@quiltmuseum.org); <http://www.quiltmuseum.org>.
- Rochefort en Terre (Morbihan), Brittany, France: Helioscope, Cite Bleue des Arts, deadline August 30 for October 27-November 5 exhibition. Contact: Francine Fortier, phone/fax 0033130340005; [frfortier@post.club-internet.fr](mailto:frfortier@post.club-internet.fr).
- Worldwide: "Quilts: Reflections of Heritage" contest sponsored by Quilter's Newsletter Magazine, deadline January 11, 2002. See May 2001 issue for application form and rules.
- New York, NY: Donate a sewing machine (tax deductible) to Merchant's House Museum, 29 East Fourth Street, New York, NY 10003-7003; 212-777-1089.

## World Wide Web Sites

- Andover Fabrics at <http://www.andoverfabrics.com>
- Benartex Incorporated at <http://www.benartex.com>
- Cotton, Inc. at <http://www.cottoninc.com>
- Debbie Field at <http://www.granolagirlsdesigns.com>
- Fabric Sales Co., Inc. at <http://www.clothworks-fabric.com>
- International Machine Quilters Association at <http://www.imqa.org>
- Kim Graham's Quilter's Neighbourhood at <http://www.mountain-inter.net/~graham/index/html>
- Northcott Silk Inc. at <http://www.northcott.net>
- Olfa at <http://www.olfa.com>
- Pat Sloan at <http://www.quiltershome.com>
- Piecepatcher at <http://www.piecepatcher.com>
- Phil D. Jones at <http://www.members.aol.com/philjay/ArtSpace.html>
- Planetpatchwork.com at <http://planetpatchwork.com/qnm.htm>
- The Quilt Channel at <http://www.quiltchannel.com/>
- Quilt Seed Designs at <http://www.quiltseeds.com>
- QuiltWoman at <http://www.quiltwoman.com>
- Rusty Barn Shows at <http://www.craftandsewingfestival.com>
- Smithtown Stitchers, Inc. at <http://www.quiltsmith.org>
- University Products at <http://www.universityproducts.com>

## Other Events

- Lincoln, NE: Summer Courses (late May--mid-July), University of Nebraska. SASE to International Quilt Study Center, University of Nebraska, Department of Textiles, Clothing & Design, 234 HE Building, Lincoln, NE 68583-0838; 402-472-6301; <http://www.iant.unl.edu/quiltstudy>.


## Comfort Quilts

Several members have asked whether they could just quilt a Comfort Quilt in order to practice free-motion machine quilting. The answer is a definite YES! For the May and June meetings a limited number of layered quilts will be on hand (we layer with small safety pins). You may take one and even keep it over the summer, if you wish.

Beginning on May 31, Comfort Quilters will meet every Thursday for the summer, with the exception of August 2.

## Calendar dates

**May 10 and May 31, and every Thursday thereafter.**



A quilt is not a quilt ... until it's quilted!



Help for basting and/or customized machine quilting  
is only a phone call away!

Caroline Kearney

845-226-7608

May 2001

**Northern Star Quilters' Guild**

**P.O. Box 232**

**Somers, New York 10589**



**First Class Mail**

Linda Von Ahn  
30 Greenfield Rd.  
Mahopac, NY 10541

