

# Northern Star Quilters' Guild

P.O. Box 232 · Somers, NY 10589

PAT DAVIS, EDITOR  
248-7525

NOVEMBER, 1983

## FROM OUR PRESIDENT....

I'm still sorting out mental notes, scrawled notes, printed notes and an assortment of great patterns. What a grand display of ideas...and all for free too!! Amazing!! I do hope you are all busy making things for the Boutique and have all mailed or posted the ten Boutique cards.

I also enjoyed the opportunity to meet and greet more of the Guild members. We come from such a large geographic area and these meeting nights are just too short to talk

with everyone. It was good to find out what members live in each of the seven major areas and what the service project potential really might be for us. Also an apology to all those who brought things for Show and Tell. We didn't forget. We decided after all the gift ideas, Show and Tell would have a more attentive and appreciative audience next month. So please return with these items in November.

The opportunity to be part of three quilt shows in recent weeks has made me very much aware of the superb quality of our own show, a special quilt to be remembered, a new technique which was learned. Each of us observes different things. As you go

to shows, why not jot down some of these things to share with other Guild members. Send them to Newsletter Editor, Pat Davis and Quilt Show chairman, Claire Oehler.

The Great Quilt Festival in West Springfield, Mass was held in an Exhibition Hall. It was the first time I could really stand back and enjoy quilts at a distance! Some were splendid creative designs enhanced by distance and good light. Others displayed on antique bed frames

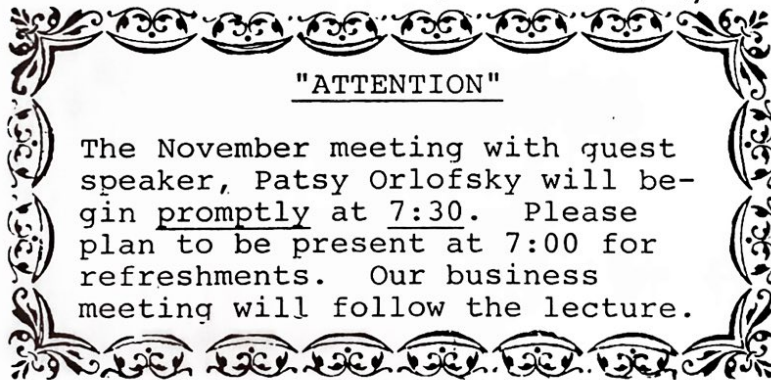
looked so warm and inviting. (Claire has already requested the prize-winning quilt for our show.) The Fashion Show on Sunday featured just children and children's things. Delightful little models and some really nice things.

(Saturday was for adults.)

Don't forget, the November 15th meeting with Patsy Orlofsky will begin promptly at 7:30 pm.

See you the 15th and also the 19th at the Boutique.

Happy Quilting....Ginny Watson, Pres.



### "ATTENTION"

The November meeting with guest speaker, Patsy Orlofsky will begin promptly at 7:30. Please plan to be present at 7:00 for refreshments. Our business meeting will follow the lecture.



THANK YOU!!!

Many thanks to the following people who provided the refreshments for the October general meeting:

Carol Sterk  
Ana Mendes  
Sharon Wren

Rosemary Fahey  
Jane Fulton

Dinah Schell,  
Hospitality

QUILT SHOW COMMITTEE...

Pat Wiley and her committee have chosen an applique quilt with twenty 14" blocks and appliqued borders for next spring's show. Pat had a picture, chart, sign-up sheet at the October meeting, and now has 24 enthusiastic Guild members waiting for their fabric, patterns and instructions. The response was wonderful, and the quilt looks like it will be a work of art.

At the November meeting, you will have the opportunity to vote for your choice of the agency or group to receive the proceeds of the raffle quilt. A presentation will be made for each of the choices before the vote.

You will be able to display more than quilts at the show next May. We will have special interest areas set up in the gym to exhibit smaller items. For instance, the kitchen corner could display potholders and place mats, table cloths and table runners, bibs and aprons, and even chicken doorstops. The baby and children's section could have baby quilts and wallhangings, clothing, fabric toys and dolls, etc. The country corner could display all kinds of small, interesting, accessories, pillows, wall hangings, etc. I think you have the idea, and we will be explaining more about this feature at future meetings. We are hoping to have full participation by the Guild members at the show - so, be thinking about your contribution.

Claire Oehler  
Chairman

Program...

Congratulations to all of you that came through with a contribution to the many ideas for gifts and boutique items. There were many new faces and talents represented in our Oct. meeting and I think that everyone went home with new ideas and inspiration for their own projects. Now lets keep those creative juices flowing through to give Connie Iurato lots of support in putting on a great boutique. When you think about how you could benefit from this, I am sure that you will get busy. Not only could you make some \$\$\$, but the fun you will have and the people you can meet working on the boutique will be a reward in itself. So CALL CONNIE (just don't make her wait until the last minute.)



The sign-ups at the Oct. meeting for the small group and service project groups went well. There were some areas that were very enthusiastic about the service project and others who were not so sure. We will try to connect anyone who wants to work on something in this way with a group that is forming. You will be hearing more about this. We do need the leadership to come from you out there so if you would like to be the one to get things moving just let me know and I will be happy to help you get things started.

Many of the ideas displayed at the Oct. meeting are good ideas for a hand-made gift that you can bring for the exchange in the Dec. meeting. This is a busy time for all of us but the time spent making something for someone else is never a waste.


November 15 - 7:30 Early start so that our guest can leave for other commitments. So come early or come in quietly so you do not disturb. Patsy Orlofsky from the Textile Conservation Workshop in South Salem will be our guest speaker. She will tell up through lecture and slides about "The Care and Protection of Antique Fabrics." There will be time for questions at the end and she will look at, and discuss your antique quilts after the lecture.

Program, cont....

- December 13 - Holiday Party -- Gift exchange and social evening.
- January 17 - ?
- February 14 - Maria Beldon - History of Quilts and their Names.
- March 20 - Helen Kelley
- April 10 - ?
- May 15 - Sandi Bard
- June 19 - Salad Supper and Show and Tell for the whole year.



*The Cotton Gin*  
Fabric & Craft Shop



CAROLYN RODINO    PAT AMOROSO  
310 MAIN STREET  
PHONE (914) 831-4380    BEACON, N. Y. 12508

MONDAY THRU FRIDAY 10 00 A.M. TO 5 30 P.M.  
SAT 10 - 4    CLOSED WED DURING JULY & AUG  
JULY & AUGUST 10 00 A.M. TO 4 00 P.M.

BOARD MEMBERS for NSQG 1983-84

Ginny Watson	President	666-4257
Alice Dokken	VP-Program	232-4279
Diane Durr	VP-Membership	265-2774
Joan Crawford	Treasurer	279-3457
Penny Black	Rec. Secretary	271-8846
Jill Tucker	Corr. Sec'y.	232-9412
Pat Davis	Newsletter	248-7525
Claire Oehler	Quilt Show	277-4958
Connie Iurato	Special Events	271-5961
Terry Reilly	Resource and Education	428-3468
Linda Lim	Publicity	248-7623
Dinah Schell	Hospitality	763-3531

VISIT THE

*Calico Shoppe*AT *STRETCH N' SEW**275 SO. CENTRAL AVE.**HARTSDALE, N.Y. 10530**OVER 700 BOLTS**Directions:*

*Rt. 287 to Exit 4.  
South on Rt. 100A to Central Av.  
Turn right. 1/2 mile on Right.  
Mid-Central Plaza*

CLASSY ADDS...


Baskets, Boxes, . . . Things

GINNY WATSON  
50 Hillside Avenue  
Mt. Kisco, NY 10549  
(914) 666-4257

CLAIRE OEHLER  
Bonny Drive  
Somers, NY 10589  
(914) 277-4958

COUNTRY BASKETS perfect for lining  
are now available.

## THREADNEEDLE HOUSE



81 North Greeley Avenue  
Chappaqua, New York 10514  
238-8633

**IMPORTED & DOMESTIC FABRICS\* PFAFF  
SEWING MACHINES\* DESIGNER FABRICS\*  
NOTIONS\* TRIMS\* RIBBONS\* BUTTONS\*  
BUCKLES\* SEWING CLASSES\* CALICOS\*  
QUILTING SUPPLIES\*  
PATTERNS: VOGUE\* BUTTERICK\* FOLKWEAR**

### MEMBERSHIP REPORT...

At our September meeting, we had 96 quilters renew their membership or join for the first time. It was hectic at the front table, but we managed to get most people through as quickly as physically possible. From our membership file of last year, there are still some people out there who did not stop by the table to renew their membership. The cutoff date is October 18th, the night of our October monthly meeting. Please give us your check by then. We will gladly give you your membership packet and place you on our membership list and mailing list. Your name will not be included on the membership list after that date. If you join after October 18th, your name and address will appear in the following newsletter. It will be up to the individual guild members to add the names of those people who join after October 18th to their own individual membership lists. Of course, the newsletter will be sent to all new members as soon as they join. But the sooner you renew, the sooner you will receive your newsletter.

We now have over 200 members if all of last year's members renew. At our September meeting, 123 members and guests enjoyed the night's program. That is a lot of friendly faces and names to get to recognize. It is a good idea to wear your membership card at every meeting so the membership can get to know each other. Why not write your hometown under your name? This way, a Guild member may find other people from the same area to carpool with to meetings or other events. It would also be helpful if you show your membership card as you enter at the table by the front door as you sign in. It is getting harder to keep track of people going in with the increase in membership.


Thank you for getting those membership questionnaires filled in and back to me so quickly. If you are still holding onto one, mail it in to me or drop it off at the next meeting. Terri Reilly is studying the results of her tabulations and making plans for future workshops accordingly. I am sure she will share her findings with you.

After great discussion, it was decided to abandon the telephone tree this year. It seemed a losing battle to try to organize a working system so everyone gets called on time. So in case of bad weather and you are in doubt if the meeting is being held, call the nearest board member. Their names and telephone numbers are usually listed in the newsletter.

Diane Durr  
Membership Chairman

### PATTERN OF THE MONTH:

Can you identify this quilt block?



Last month's block: Feathered Star

## NORTHERN STAR QUILTERS' GUILD

Membership Questionnaire  
9/20/83

Replying - 109 members

Years of quilting: (total) = 500 years + one "many" and one "as far back as I can remember". The range was 0 to 20 years.

Learned quilting: 1) classes 82 2) relatives 18 3) books 73 4) Friends  
4) friends 49

Have taught quilting: 41

Quilting techniques you have done:

Piecework	<u>102</u>	Seminole	<u>37</u>	Other: Cathedral	<u>4</u>
Applique	<u>93</u>	Celtic	<u>7</u>	Folded Star	<u>2</u>
Miniatures	<u>21</u>	Hawaiian	<u>14</u>	Quick Piecing	<u>5</u>
Stained Glass	<u>23</u>	Clothing	<u>46</u>	Boxes	<u>1</u>
Trapunto	<u>32</u>	Quilt-as-you-go	<u>41</u>	Outline stencils	<u>1</u>
				Half-sq. triangle	<u>1</u>
				Christmas boutique	<u>1</u>

Quilting Interests in order of preference:

Antique  
Contemporary  
Piecework  
App

	1st	2nd	3rd	4th	5th	6th
Piecework	55	25	9	9	7	1
Applique	23	35	19	14	12	2
Small Articles	12	9	29	18	21	17
Clothing	18	14	15	25	17	15
Antique	16	4	10	15	20	34
Contemporary	14	8	15	15	13	35

Workshops:

Participate: day - yes 55 no 25  
night - yes 57 no 22Volunteered home for workshop: 16

Submitted by: Teresa Reilly



WORKSHOPS

Name: Patchwork Apron  
 Teacher: Dinah Schell  
 Class Limit: 6  
 Date: Thurs., Nov. 3 & Nov. 10  
 Time: 9 am. to 12 pm.  
 Supplies:  
 Fee: \$10.00  
 Send check to: Dinah Schell  
 P. O. Box 247  
 Cross River, NY 10518  
 For information, call: 763-3531  
 \* a good project for beginners

\*\*\*\*\*

Name: Kitchen Angel  
 Teacher: Joan Crawford  
 Class Limit: 6  
 Date: Tues, Nov. 4  
 Time: 10 am. to 3 pm.  
 Supplies: regular sewing supplies  
 bring lunch  
 Fee: \$10.00 + \$2.00 for  
 materials  
 Send check to: Joan Crawford  
 Deans Corner Rd.  
 Brewster, NY 10509

\*\*\*\*\*

Name: Applique  
 Teacher: Gloria Hartley  
 Class Limit: 10  
 Date: Monday, Nov. 7  
 Time: 10 am. to 3 pm.  
 Supplies: lunch  
 Fee: \$10.00  
 Send check to: Gloria Hartley  
 Box 163, Rt. 6 Lake Dr.  
 Mahopac, NY 10541

\*\*\*\*\*

Name: English Smocking  
 (Smocked Christmas Ball)  
 Teacher: Betty Whitley  
 Class Limit: 6  
 Date: Nov. 17  
 Time: 9 am. to 3 pm.  
 Supplies: Small scissors, thimble  
 and lunch  
 Fee: \$10, + \$3.50 for  
 complete kit.  
 Send check to: Betty Whitley  
 Box 22, Mahopac Ave.  
 Granite Springs, NY  
 10527  
 For information, call: 248-8265

PLEASE NOTE:

On all workshops, a materials list will be sent to you upon receipt of your check.



A teacher may cancel if the minimum number of reservations is not received.

Some teachers may charge a fee for materials.

Please remit by mail with the following information written on a sheet of paper:

- workshop name, date, and time
- your name
- your telephone number

\*\*\*\*\*



For All Your Quilting Needs!

THE FABRIC SHOP

Over 1,000 pieces of Calico.  
 Prints and Solids

Quilting books, batting, needles, thread Poly Fil, pillow forms, hoops, quilters quarter, stencils, templates, rotary cutters, boards and seminole strippers. Quilting lessons. Patterns: Vogue, Butterick, and Simplicity.

The Fabric Shoppe is a complete quality store for all your sewing needs. Our expert sales staff is very knowledgeable in all areas of quilting, fashion sewing, crewel, knitting, candlewicking, etc. Come in today and let us assist you in all your sewing needs.

\*10% discount on all fabrics to Northern Star Quilt Guild members. Show us your name tag from the Guild to receive your discount.

The Fabric Shoppe  
 Baldwin Place Shopping Ctr.  
 Baldwin Place, NY 10505  
 corner of Rt. 6 & 118 628-8338  
 HRS: M-F 9:30 to 9:00, SAT. 9:30 to 6

# CALICO

OVER 1000 PIECES OF CALICO  
SOLID COLORS • CHRISTMAS PRINTS

ELY • WALKER • PETER PAN • VIP  
WAMSUTTA • RUSTICANA  
LOGANTEX • MARCUS BROS.  
SPRING KNIGHT • QUILTER'S CLOTH

OVER 40 DIFFERENT QUILTING BOOKS  
QUILTING HOOPS • BATTING • KITS  
QUILTING NEEDLES • PILLOW FORMS  
PATCHWORK & APPLIQUE PATTERNS  
QUILTER'S QUARTERS • TEMPLATES  
STENCILS • QUILTING LESSONS

*The One Stop Shop For  
All Your Quilting Needs*

HIGHLAND NEEDLECRAFTS  
CROSS PATCH QUILTING CENTER

Route 9, Garrison, NY 10524  
914-424-3443

MON - SAT 10-4 THUR NITE TILL 9



## NEWSWORTHY

Ginny Watson  
NSQG  
Somers, NY

9/25/83

Dear Ginny,

Just wanted to share some good news with you.

The support of the Guild, especially at your Quilt Show, has been instrumental in our winning awards for meeting Bernina sales goals.

We just received plaques for "Top Dealer" in our District and "Top Five" Dealer Award.

Thanks for your continued support.

Sincerely,

Don Headen  
Stretch & Sew  
Hartsdale, NY

## Needlecraft Safety Tips

You probably don't think of stitchery as a hazardous occupation, but needlecraft can involve harmful tools and materials. Here are some pointers for avoiding mishaps.

### General safety tips


For the most part, good work habits are your best protection. Make a point of sweeping and vacuuming your work area often to pick up stray pins. Put away all materials when you're not using them, especially if you're working in a high-traffic area where someone could trip over cords or materials.

Avoid using toxic materials near food preparation areas. To a certain extent, crafts materials such as fabric dye or paints can cause health problems, depending on individual reactions to chemical fumes. Read label warnings carefully before you buy new materials; then follow all directions, paying special attention to room ventilation and storage of the materials. Also, use great care when working with combustible materials, such as hot wax.

### Protecting your children

First, assess all your crafts materials for potential hazards. Do you work with thimbles and buttons or other small objects that could be easily swallowed? Do you buy batting and fiberfill in plastic bags that could suffocate a youngster? Do you have some of the sharp or toxic materials mentioned above? Make it a point to keep them out of the reach of small children.

You also can help prevent accidents by teaching your children the proper use of crafts equipment. Look for good crafts books for children so they have their own projects to do as you work on yours. You may find that when children learn to knit, for example, they will be less likely to think of the needles as miniature swords for duels.

Also, familiarize your children with the proper way to carry a pair of scissors; caution them about keeping their fingers out of the way of the moving sewing machine needle; and emphasize the importance of cleaning up when they've finished a project. 

*Northern Star Quilters' Guild*  
*P. O. Box 232*  
*Somers, New York 10589*



Kay Thorn  
Lovell St., Box 319  
Lincolndale, NY 10540