



Northern Star Quilters' Guild

P.O. Box 232 · Somers, NY 10589

JoAnn Turrin, Editor

NEWS 'N SUCH

NOVEMBER 1989

Our November 21st meeting will be at the **Somers Intermediate School, Route 202, Somers, N.Y**

Doors open at 7:00 p.m., with the **BUSINESS MEETING COMMENCING AT 7:45 p.m.**

Penny Black has volunteered to research the cost of the N.S.Q.G. tote-bags due to the enthusiastic response by the membership at the last meeting. This information will be available sometime after Christmas. (The selling price has to be determined at a later date.)


At the November meeting we will be voting on the recipients of the Raffle Quilt money. This is an important decision that reflects the entire guild. Please give this some thought.

President's Corner

Wasn't Betsy's lecture fascinating? Those antique quilts are really something! Just think they made those gorgeous quilts without good light, rotary cutters, and there weren't any local fabric shops to match colors. I thought it was nice to see her husband so very involved in her work. My husband runs in the other direction when I mention fabric shops or quilt shows.

I do want to urge each member to get involved and make or buy a tree ornament for our Christmas project. This is a wonderful way of doing service work for the community and publicizing the creativeness of our members. (Those of you who do not have the time to make something can buy an ornament at the Boutique.)

See you all in November!



SUE BENNETT

GENERAL MEETING DATES FOR 1988-90:

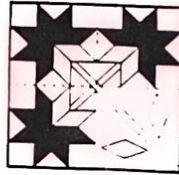
11/21, 12/19, 1/16, 2/13, 3/20,
4/17, 5/15, and 6/19

BOARD OF DIRECTORS MEETING DATES:

11/28, 1/2, 1/28, 2/20, 3/27, 4/24
and 5/22.

**NEXT NEWSLETTER DEADLINE IS
NOVEMBER 28**

Programs




What a beautiful selection of antique quilts we saw both from Betsy's collection and our own members. It's amazing what treasures are hidden in our closets. For those of you who remembered some questions you wanted answers to can call Betsy at 946-7108. She lives in Valhalla and would gladly welcome any questions or problems concerning your antique quilts. I will have her business cards at the November meeting if anyone would like one.

For our November meeting we will have Lynn G. Kough who will speak on "lovable uglies". Now that winter is coming it is a good time to let our imagination go wild to use up all those extra pieces of fabric we have had for so long. Lynn is the perfect person to help us remove this fabric from our collection so we can make room for a new piece of fabric. We also need someone to host Lynn for the night of the meeting. A home with no smokers or cats is preferred.

Looking ahead to December we will be making a folded star ornament. If anyone would like to be a teacher, please give me a call at 628-4768 or 628-8338.

Just a note: Another block from Gloria Hartley's collection will be handed out at the November meeting.



DEBBIE HALL
LORRAINE GANSINGER

Show News

Quilt Show dates May 5 & 6, 1990

Guild members continue to volunteer their time and talents, and several more positions have been filled on the committee.

Boutique Nancy Heffernan
949-2142

Hospitality (Pot Luck Supper)
Maddie Horr
248-7454

JFK Liaison Marie Pedlow
277-3547

Perimeter Displays
a) "Challenge Project"
Lisa Salvestrini
279-5574

b) Christmas Linda Von Ahn
628-5380

c) Nursery Jean McAward
241-2648

Information Booth
Laura Paden
628-8180

Outside Signs
Donnie Paden
628-8180

We still need help with signs (inside) and Parking. Feel free to jump in!

The quilting of the Raffle Quilt is progressing on schedule, and in the coming weeks will be at the homes of Susie Lawrence, Adrienne Geist, Debbie Hechler, and Joyce Sullivan. Please consult the schedule printed in last months' newsletter for exact dates and phone numbers.



The information sheets and entry forms for the Quilt Block contest are now available, thanks to the good organizational skills of Chairman, Jan Lotz. Our theme this time will be "Spring".. Daffodils, birds, trees,.... Pick up your entry forms at the next meeting, or call Jan (914-724-5444) for your copy, and get an early start.

We will be voting on the distribution of the proceeds of the Raffle Quilt at the November meeting. Kathy Grose will tally the results and let us know the outcome before the end of the meeting.

A ballot will be distributed with three options - 100% to one of the applicants, 50/50 to an applicant and the Guild, or 100% to the Guild.

It should be noted that the stated purpose of the Guild "shall be to promote interest in and encourage participation in the art of quilting and to stimulate and coordinate the efforts and talents of the individuals interested in quilting." We are an educational organization. If we had more financial resources, we'd be able to offer more instructional programs, classes, and seminars for our members.

On the other hand, the Guild came into being because of fundraising efforts for the American Field Service program in Somers. Beryl Lawson and Kay Thorn, both active in AFS, looking for ways to raise money for this program, came up with the idea of producing a quilt show. The proceeds from the first several years were turned over to AFS. The Guild was formed after the second show, and grew in size rapidly. The Quilt Show became an integral part of the new Guild's activities, but the tradition of charitable contributions continued, and over the years we have made donations to a number of organizations in need.

You may be interested in what other guilds do with the proceeds of their shows. Most of them keep all the proceeds for the operational expenses of the guild, but there are many exceptions. The proceeds of the Vermont Quilt Festival are used to fund the Quilt Search project in the state of Vermont, and for educational purposes. The Berkshire Quilt Festival in Pittsfield MA is presented to benefit the scholarship fund at the Berkshire Community College, where the show is held. The Dutchess Heritage Quilt Show in Poughkeepsie NY is held to fund the Dutchess Heritage Quilters' Scholarship at Dutchess Community College. The proceeds of the Rockland Quilt Festival are for the Rockland Community College Foundation.

Whatever your decision, please come to the meeting and vote. If you have any questions, please call either Kathy Grose (245-3616) or myself (277-4958).

CLAIRE OEHLER



Resource & Education

WORKSHOP "NOT A SWEATSHIRT"
has been cancelled due to the
Thanksgiving holiday.

Nov. 14th
Tuesday 9:00a.m.-3:00p.m.

CRAZY QUILTING TECHNIQUES

Each participant will make one
project either a pillow top or
Christmas stocking. Project will
be ready for embroidery. A review
of basic embroidery stitches will
be included.

\$20.00 +\$5.00 materials fee
contact Pat Baker 279-8840

Jinny Beyer's video workshop
Palettes for Patchwork is still
available for viewing in your
home. \$6.00 fee includes 85 color
swatches for hands on learning.

Contact Joan Crawford for further
information.

JOAN CRAWFORD

279-3457

If you are interested in
ADVERTISING in the Newsletter, the
Guild will accept business ads
this year for \$10 00 (from
December tail June) next year
\$15.00 for the full year. The
size of the ad should be the same
as a business card. Classified
ads for quilt related activities
are free for all members. 15 word
maximum, please... Checks to be
made out to the Treasurer (Peggy
McKinney) and send ads to JoAnn
Turrin, Little Bear Drive Box 230,
Yorktown Hts., NY 10598.

Welcome New Members

A Warm welcome to our new member:

Valerie Fazio
144 East Lake Blvd.
Mahopac, N.Y.
628-5651

Last months' newsletter omitted
the names of two of our new
members.

A warm welcome to:

Carol Reilly
RR 2 Box 15
Bedford, NY 10506


Caroline Ryan
RR 10 Bear Berry Lane
Brewster, NY 10509

Membership

Thank you all for getting your
dues in so promptly. Those of you
who have paid for the 1989-90
year, should be sure to pick up
your membership cards at the
membership table at the next
meeting. I will also have
available an address and telephone
list of this year's members.
Anyone who joins after the October
meeting will appear on an update
that I will make available at the
February meeting.

The membership stands at 189.

SUSIE LAWRENCE



Financial Report

To give a more accurate reading of the Guild's general operating budget, the board decided a separate quilt show account was in order. There will be a separate quilt show financial report in the newsletter when needed. Also, the investor's choice account was opened.

FINANCIAL REPORT

BALANCE FORWARD

9/30/89 \$20,862.87

CASH DISBURSED

Printing (By-Laws)	38.06
Program	11.77
Special Events	35.90
NSQG (open quilt show acct.)	10,000.00
NSQG (open investor's choice acct.)	5,000.00
Resource & Education	50.00
TOTAL	15,135.73

CASH RECEIVED

Membership	810.00
NSQG pin	6.35
TOTAL	816.35
<u>BALANCE</u> 10/31/89	\$ 6,568.44

PEGGY MCKINNEY



TEMPORARILY MISPLACED

We are trying to locate:

2 Peg Boards (for display at the Boutique)
and display board pegs.
3 White King Size sheets for perimeter displays at the Quilt Show.

HOLIDAY BOUTIQUE SIGNS

Artificial Christmas Tree

Bulletin Board used at General meeting for Resource & Education.

Board meeting minutes prior to 1987.

General meeting minutes prior to 1987.

Historical Scrapbook.

If you have knowledge of, or are in possession of any of these items, PLEASE contact:

Karen Hagert, Rec. Secretary
271-5723.

coming events

"Folk Art from the Shelburne Musuem", New York Historical Society, 170 Central Park West (at 77th Street), 873-3400
Oct. 3rd-Jan.7th.

Empire Quilters "Small Quilts II", YMCA, Lexington Avenue at 53rd Street, Oct. 24-Nov.17 (Charles Houser, 84-18 114th St. Queens, N.Y. 11418).

Rockland Quilt Show Festival-
 Friday-Nov.10th-6:00 p.m.-9:00p.m.
 Nov. 11th & 12th - 9:00 a.m. to
 5:00 p.m. . ROCKLAND COMM.
 COLLEGE
 Field House Arena, Suffern. NY.

Here are some permanent events of
 interest Nancy Hantman, our
 Corresponding Sec. has compiled
 for us.

American Hurrah Antiques, 766
 Madison Avenue, 535-1930
 S.Beckenstein, Inc. 125 Orchard St.
 475-4525, 130 Orchard St.
 (529-8211, 529-9180, 475-4653).
 Fabrics.
 Liberty of London, 630 Fifth Avenue
 (at 51st St), 459-0080, 9:30-6:00,
 Monday through Saturday.
 Museum of American Folk Art, Eva
 and Morris Feld Gallery, 2 Lincoln
 Square-Lincoln Center at 66th St-
 595-9533. Call the musuem at
 977-7170 for information on
 joining the Quilt Connection a
 membership group.
 Thomas K Woodward American
 Antiques & Quilts, 835 Madison Ave.
 794-9404.
 Quilts of American Gallery,
 431 East 73rd St., 535-1600.

For those of you who enjoyed the
 Hungarian Fruit Squares at the
 September meeting here is the
 receipe:

3 cups flour
 1 cup sugar
 1 tsp. salt
 1 cup margarine
 2 eggs, beaten
 2 tsp vanilla
 3/4 cup apricot preserves
 3/4 cup red raspberry preserves

Sift together dry ingredients.
 With a pastry blender cut in
 margarine until pieces are size of
 peas. Add eggs and vanilla; mix
 well. Chill 1/4 dough. Press
 remaining dough onto bottom and
 sides of ungreased 15 1/2" by
 10 1/2 inch jelly roll pan.
 Spread half of dough with
 apricot preserves, remaining half
 with red raspberry preserves.
 Roll chilled dough on lightly
 floured board; cut into 1/2 inch
 strips. Place strips diagonally
 across preserves to form lattice;
 press around edges to seal. Bake
 at 325 degrees for 30 minutes.
 Cool; cut into squares.

Special Events

As of the typing of this
 newsletter there are no
 activities scheduled. Please
 call me with any suggestions.

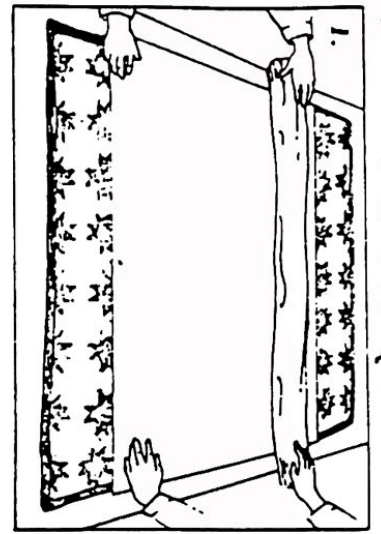
Nancy Heffernan
 949-2142

We want to wish all a healthy
 and Happy **THANKSGIVING!**

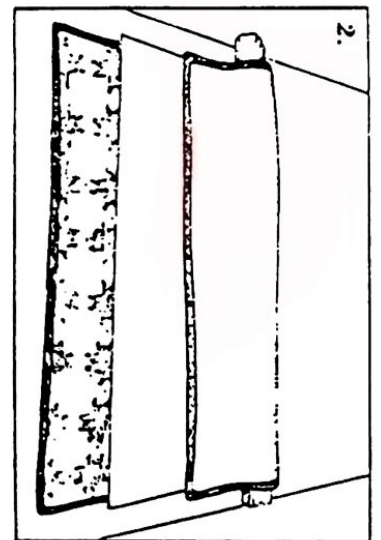
1989-90 BOARD OF DIRECTORS

PRESIDENT-Sue Bennett	628-2180
V.P.PROGRAM-Debbie Hall	628-4768
Lorraine Gansinger	628-8998
V.P.MEMBERSHIP	
Susie Lawrence	669-5805
TREASURER Peggy McKinney	737-0626
REC. SECRETARY	
Karen Hagert	271-5723
CORR. SECRETARY	
Nancy Hantman	946-7065
RESOURCE & EDUCATION	
Joan Crawford	279-3457
SPECIAL EVENTS	
Nancy Heffernan	949-2142
HOSPITALITY-Rita Palumbo	276-2089
PUBLICITY-Leni Fortunoff	248-5588
NEWSLETTER-JoAnn Turrin	248-7569
QUILT SHOW-Claire Oehler	277-4958

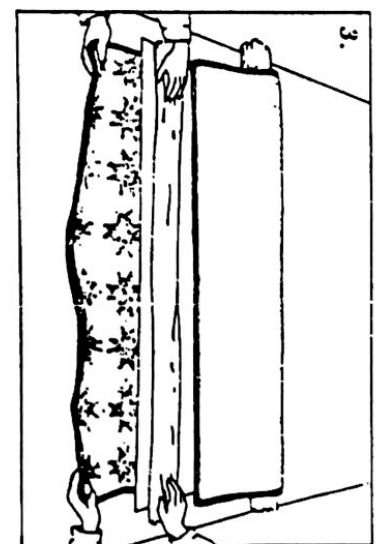
How To Fold and Store a Quilt



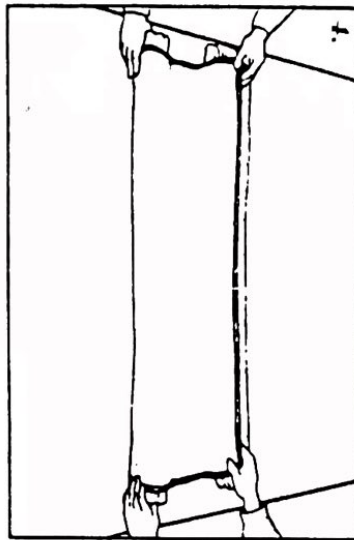
1. Lay the quilt top-up on a clean surface. Place a sheet of acid-free tissue paper on the center of the quilt. Place a roll of crumpled



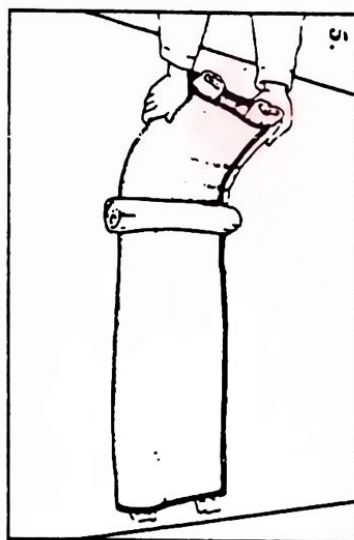
acid-free tissue paper across the top portion of the quilt so that the upper third of the quilt can be folded over the roll. 2. The upper third



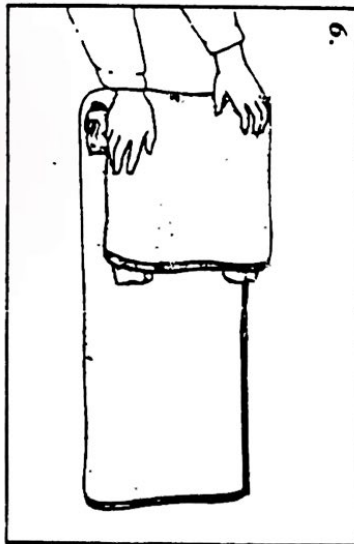
folded over the roll. 3. Place another roll of paper across the quilt, so that the lower third of the quilt can be folded over this roll.



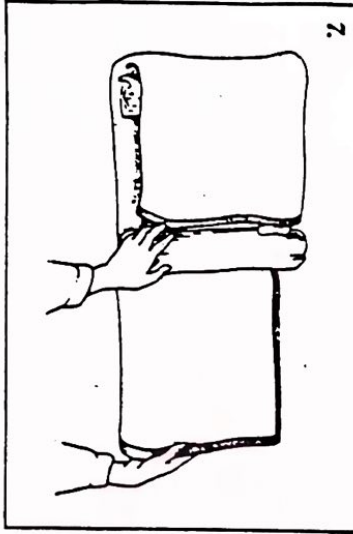
4. Fold the lower third over the roll. 5. Place a shorter roll across the folded quilt, so that



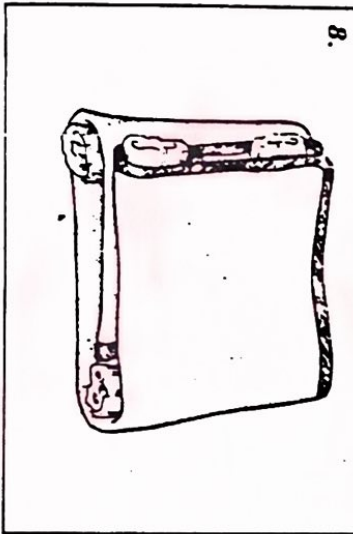
the left side can be folded toward the center.



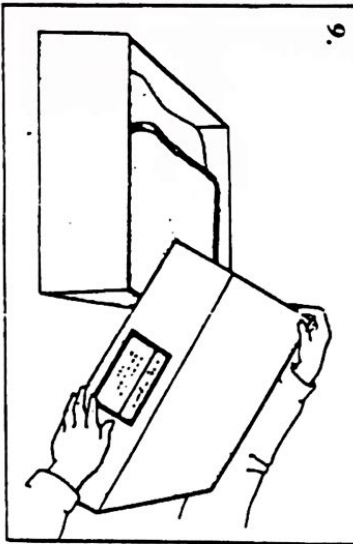
6. Fold the left side toward the center.



7. Place another short roll across the folded quilt, so that the right side can be folded




toward the center. 8. The folded quilt, ready for storage. 9. The folded quilt in an acid-



free box. The box is marked with a label, describing its contents.

NORTHERN STAR QUILTERS' GUILD, LTD.
P.O. BOX 232
SOMERS, NY 10589



KAY THORN
LOVELL STREET BOX 319
LINCOLNDALE, NY, 10540



SEWIFE

By J.W. Willie

FABRIC DEPT

ALL THE NEW FABRIC IS FANTASTIC! I'D BETTER BUY A FEW YARDS. I'M RUNNING LOW AT HOME.



LET'S SEEEEEE, WHERE AM I GOING TO PUT ALL MY NEW FABRIC, I NEEDED SO MUCH? HMMM

