

2010-2011: *THE YEAR AT A GLANCE*

Guild Meetings

September 21: Leslie Riley
23 Ways to Fit More Art in Your Life

October 19: Karen Kay Buckley
To Border or Not to Border?

November 16: Dianne S. Hire
Oxymorons: *Absurdly Logical Quilts*
HOLIDAY BOUTIQUE prior to meeting

December 14 *Note Date*** Melanie Testa**
Art and Ideas

January 18: "How Did She Do That?"
Sponsored by the Education Committee

February 15: "Why Did I Buy That"?
Sponsored by the Education Committee
NSQG CHALLENGE
(Display & Voting prior to meeting)

March 15: Linda J. Hahn
StashBashers

April 12 *Note Date*** Cynthia England**
Creating a Pictorial Quilt

May 17: Kate Barker,
Conservation of Textiles

**June 21: Salad Supper and
Library Book Sale**

World of Quilts XXXII
April 30 - May 1, 2011

Workshops

Wednesday, Sept. 22: Lesley Riley
"Lutratur Samples"

Wednesday, Oct. 20: Karen K Buckley
"Magic Medallions, Block 3"

Monday, Nov. 15: Dianne Hire
"Curvaceous Squares"

Monday, March 14: Linda J. Hahn
New York Beauty Quilts-Simplified

Wed., April 13: Cynthia England
Small Landscape Class II

Monday, May 2: Rosalie Dace
Quilt Show Workshop

2010-2011 Board Meeting Dates

All Board Meetings will be held at JFK High School
on the Tuesday before the general Guild Meeting.

September 14	December 7	March 8
October 12	January 11	April 5
November 9	February 8	May 10
		June 14

SUPER SATURDAY • FEBRUARY 26, 2011 • JFK High School

2010-2011 Programs

- September 21** Lesley Riley, Bethesda, Maryland **23 Ways to Fit More Art in Your Life**
Discover the 23 time (and attitude) management secrets that turned Lesley Riley, a working mother of 6 and lapsed quilter into an internationally known artist, author, instructor, magazine editor and now entrepreneur.
- October 19** Karen Kay Buckley, Carlisle, Pennsylvania **To Border or Not to Border**
Borders can compete or complete your quilt. Karen will demonstrate how to select the right border for your quilt and explain how she designs them. Be inspired and consider enhancing your quilt with the right border.
- November 16** **Dianne S. Hire**, Northport, Massachusetts **Oxymorons: Absurdly Logical Quilts**
“Oxy...” is a collection of forty quilts based upon oxymorons, the juxtaposition of completely contradictory words created by forty uniquely different quilt makers. View slides of quilts and hear how these mismatched phrases, nonsensical upon investigation of meaning influenced designs and the reasons behind those designs.
- December 14** Melanie Testa, Brooklyn, New York **Art and Ideas**
Follow the progression of Melanie's artistic pursuits through a presentation of slides and humor. This lecture will explain her inspiration and approach to making quilt art, designing fabrics and embellishment.
- January 18** **“HOW Did She Do THAT?”** Members will demonstrate unusual techniques across the quilting spectrum, ranging from art quilts to traditional quilts. Sponsored by the Education Committee.
- February 15** **WHY Did I Buy THAT?”** Learn how to use all those tools you bought at quilt shows and never used. Sponsored by the Education Committee.
- March 15** Linda J. Hahn, Manalapan, New Jersey **StashBashers**
Got scraps? After listening to this inspirational lecture, you'll be stitching them into stunning quilts in no time. Linda discusses organizational techniques, color/value suggestions and shares tons of quilts and blocks – all made with scraps. Unleash the creativity within you!
- April 12 ***NOTE DATE***** Cynthia England, Dickinson, Texas **Creating a Pictorial Quilt**
Tropical sunset to Country pasture. Cynthia will show us how to create a pictorial quilt using her “Picture-Piecing” technique. Learn how to enlarge the design, select the fabric, and organize the layers. This technique is applicable to many forms of quilting and art.
- April 30th & May 1st** Rosalie Dace, Durban, South Africa **QUILT SHOW SPEAKER**
Rosalie has been traveling and teaching for 25 years and still hasn't had enough of meeting people and encouraging their creative growth and development. Apart from her native South Africa, she has taught and exhibited internationally in Australia, New Zealand, Germany, Canada and the US, and was nominated for the Professional Quilter magazine's “Teacher of the Year” Award in 2007. Her work reflects her passion for color, design and texture, and is characterized by a wild mix of fabrics and is in private and public collections.
- May 17** Kate Barker, South Salem, NY **Conservation of Textiles**
The Textile Conservation Workshop (TCW) is a conservation resource for museums, historical agencies and private individuals. TCW applies the science of conservation and fine craftsmanship to the care and restoration of every type of textile artifacts. Kate will present the General Conservation of Textiles, Archival Storage of Textiles, Conservation of Historic Samplers and Historic Wedding Dresses.
- June 21** **Salad Supper and Library Book Sale**
Share your favorite salad with us and we'll get you a great buy on some terrific quilting books at our yearly Library Sale.

2010-2011 Workshops

Bring your calendar and cash or checkbook to our September meeting to sign up for one or more of our outstanding workshops. You will need to pay upon sign up. **Remember, workshop fees are non-refundable so please check your calendars and choose carefully.**

**September 22 (Wednesday)
Lutradur Samples**

Be among the first to discover the many uses and techniques found in Lesley's new book, *Fabulous Fabric Art with Lutradur*. Explore transfers, paints, heat distressing & cutting and more. Sorry, class is FULL.

LESLEY RILEY
\$50

**October 20 (Wednesday)
Magic Medallions, Block 3**

Join the Appliqué wave. Learn to make bias stems, perfect circles, use an underlay fabric and overlay fabric, and create smooth curves and sharp points. The pattern is traced onto the background fabric prior to the workshop.

KAREN KAY BUCKLEY
\$50 & \$7 pattern

**November 15 (Monday)
Curvaceous Squares**

Square *Curves*? What? Exactly what does that mean? Create easy, template-free, intuitively designed blocks of inset curves that become squares. Discover ways to combine the curvy-blocks into a motion-filled wall hanging that is fast to assemble and in three optional designs: broken circles, randomly curved squares, or meandering dancing curves. If you use basic bold brights in nearly-solid fabrics, the quilt is exceptional. By the end of the day, you may have your Curvaceous Squares completely sewn together and ready to quilt.

DIANNE S. HIRE
\$50

**March 14 (Monday)
New York Beauty Quilts-Simplified**

Make this gorgeous block using ONE PIN (yup, ONE pin) with Linda's out of the box piecing technique. You'll learn an easy way to quickly paper piece the arc foundations, and then easily and quickly set in the pie and background shapes with ONE pin. There's a WOW factor to this technique (but we can't tell you here). The techniques in the workshop are the basis for the new book from the American Quilters Society. (Kit fee & preparation required prior to workshop.)

LINDA J. HAHN
\$50 & Kit

April 13 *NOTE DATE*** (Wednesday)
Small Landscape Class II**

Create a pictorial landscape. Choose between Red Barn and Snow Scene (19" X 17"). No tracing involved, templates are preprinted onto freezer paper. Fabric selection, organizational skills and construction methods will be addressed in class. Sewing machines required.

CYNTHIA ENGLAND
\$50 & Kit/pattern

**May 2 (Monday)
Quilt Show Workshop—TBA**

ROSALIE DACE
\$TBA

Carolynn Young, VP Programs
cjyoung1@comcast.net

Education

Our January program, "HOW Did She Do THAT?" will be a reprise of a popular program from a few years ago. We will have demonstrations by members of different and unusual techniques that they have used and we'll be able to view their work in detail and have the opportunity to ask questions and learn from them. The demonstrators will span the quilting spectrum, ranging from art quilts to traditional quilts.

Our February Program, "WHY Did I Buy THAT?" will be a series of member demonstrations that will afford you the opportunity to learn to use all those tools you needed to buy at quilt shows but have never used and couldn't figure out how to use if your life depended on it. And, just in case you didn't actually buy these tools in a past buying spree, we will make available information on where you can get them if the demonstration convinces you that you need them now.

Show and Tell – I know that everyone loves to see the quilts that other members have made. Please bring your quilts in each month, regardless of whether they are perfect, completely finished or not. I hope our monthly Show and Tell provides inspiration for finishing some of those UFOs, if not for you, then at least for me. Once again, we will be using the guild's camera at certain meetings so that everyone can see the details on some of the smaller quilts (or the detail on some of the larger quilts). Watch the newsletter each month for more information on the availability of the camera. I am also looking for volunteers to stand on the stage and help hold up the Show and Tell quilts at the meetings, so if you are willing, please let me know. The reward for volunteering is that you will see all of the wonderful Show and Tell quilts up close!

Special Interest Groups (SIGs)– Two of our four Special Interest Groups meet immediately before each general meeting from 5:45 to 6:45 pm. The Art Quilt Group will meet in the library and the Hand Appliqué Group will meet in the faculty lounge. The Dear Jane Group meets monthly on Saturdays. The Kids Can Quilt! Group meetings will be scheduled later in the year.

Feel free to drop in on any of the SIGs. There is no commitment and you can go to a different one each month. If you are interested in participating in a new SIG, please let me know. A new group could meet at the same time as the current groups or at some other time and place.

Our current Special Interest Groups are the following:

Hand Appliqué – **Kathy Kaplan and Denise Isherwood** will co-facilitate this group. Members have a broad range of experience, from experts to beginners, and new members are always welcome. Notes from each meeting are emailed to everyone on the email list, so if you are interested in joining, give your email address to Kathy or Denise. This year, the group will be working on Baltimore Album blocks and other album blocks that are a little less complex. Each month, members bring in their current blocks and discuss questions that came up in their construction. There are also monthly demonstrations of techniques that crop up in many of these blocks. Each person works at her own pace with no pressure to finish a different block each month.

Art Quilt – **Barbara Sferra** is continuing as the facilitator of the Art Quilt Group. This group is intended to provide members with the opportunity to share ideas and techniques. Many exciting demonstrations are being planned for the coming year. A challenge is once again planned for exhibition at the Quilt Show in May. Please join the Art Quilt Group if you are interested in creative, new techniques with many different media!

Dear Jane Group – I am currently acting as the facilitator of the Dear Jane Group. This group meets monthly on Saturdays (generally the Saturday before the NSQG meeting) at the Apple Bank for Savings, 666 Columbus Avenue, Thornwood, New York. We are all working on Dear Jane quilts, but the sizes and styles are quite varied. We are learning that the quilt is not as daunting as it looks and that the work is easier when you have a group to discuss it with. We focus on a different technique each month and spend time at each meeting looking at everyone's blocks. The scheduled meetings through the end of the year are September 25th, October 16th, November 13th and December 18th.

Kids Can Quilt! Group – **Melanie Darensod** is the facilitator of this group. The group meets with elementary school classes during the year and also meets to prepare materials for the visits to the classrooms. The blocks produced by the children are then assembled and quilted by members of the group and the resulting quilts are donated to a charity. If you'd like to join the group, please contact Melanie and let her know.

Diane Linker, VP Education
dianelinkersqg@verizon.net

World of Quilts XXXII

April 30 & May 1, 2011

Registration: January 1 to March 31, 2011

Members may register and pay for two quilts in the show, with a third entry (clearly specified as third choice) to be registered and paid for if space is available.

Non Members: may enter 1 quilt in show.

Remember: All quilts must have an attached four-inch sleeve.

Quilt drop off: Sat., April 23, 2011

Judging: Wed, April 27, 2011

Quilt Set Up: Friday, April 29, 2011

Take Down: Sunday, May 1, 2011

Special Exhibits: Members may request space for a special exhibit. All requests must be in writing and received no later than January 1, 2011. Decisions regarding special exhibit requests will be determined by the beginning of February 2011.

Volunteers: If you have a special talent to share & wish to volunteer, please email the quilt show chair.

Caryl Castellion, VP Quilt Show
caryl@snnet.net

Two 2010 Quilt Show Winners



First prize Art Painted Surface
Carolyn Spiegel Multitude 13x14



First prize Embellished Quilts
Ellen Yamaguchi New York City Lights 47x44

Library

NSQG maintains a library of books and magazines for its members' use and enjoyment. They are stored on two wheeled book carts and coded and arranged by subject. At present, there are approximately 750 items in the Library, including both books and magazine subscriptions to *American Quilter*, *Australian Patchwork & Quilting* and *Quilting Arts*.

Each year, the Guild generously supports its Library by funding the purchase of new books. Each month, new items can be found on a specially marked Library table at general meetings. A complete list of items, by title, can be found on the Guild website. Just click on "About Us" and "Library".

Borrowing Books and Magazines

At the monthly general meetings, from September through May, any member in good standing (dues paid and no fines or books outstanding) can borrow up to 3 items. Just bring your choices to the library table, sign the book card on the inside back of the book or magazine, and enjoy.

Returning Books and Magazines

All borrowed items must be returned at the next general meeting. If not, the borrower's name will be published in the next month's newsletter. If you can't attend the next meeting, ask a friend to return your book for you. You can also call the Librarian and arrange to send her the books by mail. There are penalties for overdue items, so staying current is a good idea. One important point - absolutely no items can be kept over the summer. All items must be returned by the June meeting!

Annual Book Sale

At the June meeting there is a sale of donated books, magazines, patterns, and notions. The money raised helps to defray the cost of books and magazines purchased during the year. View your quilting "stuff" with a critical eye and set aside those appropriate items you may no longer have a use for - someone else is sure to find them a treasure.

Policies and Procedures

Your librarian is always available to answer any questions you may have. Consider volunteering to help at the Library table - it's a great way to meet people!



Joan Weth, Librarian
JoanPWeth@gmail.com

Northern Star Quilters Guild Purpose

"The purpose of the Guild shall be to promote interest in, and encourage participation in the art of quilting;
to stimulate and coordinate the efforts and talents of individuals interested in quilting;
and for the social enjoyment of its members."

SUNSHINE

Goodwill is part of our fellowship. Please let us know when a Guild member is in need of a little sunshine due to illness, condolence, marriage, baby, etc. Thank you,

Carolyn Langevin, clquilts@gmail.com
Jane Eyes janeeyes@aol.com

Member Ads

Guild members are entitled to post one ad each month on the website.

Requirements are:

- Quilt or sewing related items
- No phone numbers will be printed. Please include name and/or email address.

Please email your ad to news@northernstarquilters.com or give a written copy to Deirdre Abbotts or Barbara Jay at the monthly meeting.

Join the NSQG team at the American Heart Association's Westchester County Walk
October 3.

[Click here to walk or contribute.](#)

Contact Diane Linker with questions.

dianelinkernsqg@verizon.net

Membership

Please sign in at the Membership table upon arriving at each Guild meeting. The membership volunteers can assist you with new registration forms, and new member pins. Guests are more than welcome to attend any of our meetings for a nominal \$5.00 fee which can be applied towards a guild membership.

New members can join volunteers at the new member table throughout the year. Please visit with the volunteers to help answer any questions you might have as a new member. The new member table will be identified by a blue table cloth. Please join us.

The Member Showcase highlights the many talents of our members. If you have a suggestion for a showcase theme or have a collection you would like to share please feel free to contact me.

Patti Calautti, VP Membership
Pattic0312@gmail.com

Communications

The NSQG Communications Committee, Deirdre Abbotts and Barbara Jay, work closely with the board members to provide up-to-date information for our newsletters and for our website.

Please send any News to news@northernstarquilters.com

This year we are changing our format for both the website and the newsletter and we will be adding some new features. Some of the changes you can look for include:

- **PRIVACY:** We will not be posting Member phone numbers in the newsletter or on our website. We would also like to eliminate most *personal email addresses* from the website, This information is available in the member directory, and these changes are being made for added privacy.
- **NEWSLETTER:** The newsletter will be emailed September to June to all current members. This email newsletter will provide a brief overview of the upcoming month and each section will include a link to the full article, which will be on the home page of our website.
- **WEBSITE:** Our website will also be undergoing a few structural as well as cosmetic changes. These include:
 - **HOME PAGE:** will consist of the full expanded version of our newsletter, making it easy to find.
 - **FIND US HERE!:** Our members will be able to upload photos and information letting us know what shows and events they will have quilts in.
 - **MEMBERS CLASSIFIED ADS:** Our Members will be able to place a monthly on-line ad relating to quilting or sewing. No phone numbers will be listed.
 - **OUR SPONSORS:** will have an updated presence on the web. In addition to having a full-color Ad, we will be featuring 1 or 2 Sponsors each month during the year. All of our sponsors will be given a full page webpage with store information, photos and a map to their location!

Deirdre Abbotts
VP Communications

Charitable Activities

Comfort Quilts

Any interested guild member is welcome at Comfort Quilts so consider joining the fun! We normally meet on the first and third Wednesdays of the month. Hours are from 9:30 to 3:30. You only need to bring your sewing machine and your lunch. Fabric, batting and other quilting tools are available for you to use. We make lap size quilts for hospitals, shelters and individuals in need of comfort. We also prepare precut kits so if your schedule doesn't allow you to attend the Comfort Quilt meetings, just pick one up at the guild meetings.



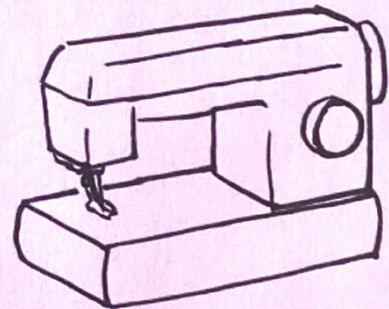
For more information stop by the Comfort Quilts table at the guild meetings. In October be sure to show your support by purchasing tickets for the Summer Challenge Raffle. The lucky winner will be able to choose her/his favorite quilt.

Carol Auer & Karen Carlson, Comfort Quilt Coordinators

Raffle Quilt Update

The **2011 Raffle Quilt "Pastel Bubbles"** will be on display at the September meeting. It is a Kaffe Fassett design. Many thanks to **Patti Calutti, Susan Wilterding, and Judy Irish** for all of their hard work as well as the many NSQG members who constructed blocks for this quilt. Proceeds from the ticket sales will benefit the Children's Cancer Fund.

Thank you to **Fabric Mart** for donating a PFAFF Expression 2.0 sewing machine for the raffle. This computerized machine has many special features including the IDT system for even fabric feed, dual lighting, automatic tie-off and a 10" space to the right of the needle.



Thank you to **Flourish-Country Quilter** for donating a basket of Art Quilting supplies. The basket will be chock full of the latest and greatest tools, paints and books to help you create a unique and beautiful Art Quilt.

We are already looking forward to the **2012 raffle quilt**. If you have some creative ideas or would like to help with piecing/quilting please contact **Barb Tatera**. Ideas will be submitted to the board for final approval. We really appreciate your help!

Donations

Donations of 100% cotton fabric and quilt batting are greatly appreciated! You can bring donations to the guild meetings or contact Barb Tatera for other arrangements.

*Barb Tatera, Charitable Activities Chair,
patchwork15@gmail.com*



Need a Membership Form? Visit our website: www.northernstarquilters.com

Trips



March 18-19 Lancaster!

And hopefully a trip to the New York fabric district in the spring. Where else do you want to go? Lowell, MA? Vermont Quilt Festival in Burlington? Manchester, NY? Write to me. We are open to YOUR suggestions.

Jen Cannizzaro, Trips Coordinator
jen51573@verizon.net

If The Weather Outside Is

frightful...

In case of inclement weather, and you're not sure if there is a meeting, please do the following:

1. Listen to your local radio station for announcements regarding the Somers Public School closings. If the Somers Public Schools are closed, there will be no meeting.
2. In the case where the weather is questionable for the evening hours only, we will contact the radio stations to make a public announcement..
3. Check our website www.northernstarquilters.com for an announcement.
4. If you cannot find out through any of the above methods, please feel free to contact a Board member.

NSQG 2010/2011 Board

President

Susan Wilterding SusanW.NSQG@gmail.com

Secretary

Jane Eyes JaneEyes@aol.com

Treasurer

Meg Wynne nema.wynne@gmail.com

Vice President, Membership

Patti Calautti PattiC0312@gmail.com

Vice President, Communications

Deirdre Abbotts dabbotts@deirdreabbotts.com

Vice President, Programs

Carolynn Young cjyoung1@comcast.net

Vice President, Education

Diane Linker DianeLinkerNSQG@verizon.net

Vice President, Quilt Show

Caryl Castellion caryl.castellion@gmail.com

Library

Joan Weth JoanPWeth@gmail.com

Charitable Activities

Barb Tatera patchwork15@gmail.com

Special Events

Kelly Lockwood lockypt@aol.com

Hospitality

Carolyn Thye carolynthye1@optonline.net

Assistant to the President

Janice Nastasi JanQuilts@msn.com

Super Saturday – February 26, 2011

Be sure to mark February 26, 2011 on your calendar so you'll be sure not to miss Super Saturday! Enjoy a day of learning new ideas, techniques, and approaches from fellow Guild members while having a day filled with fun and laughter with lunch also included. If you prefer, bring an existing project to the studio to finally finish it, or volunteer to help with a Guild project while you socialize. Whatever you choose, it will be a fun day to share!

Carol Mayefsky, Super Saturday Coordinator
cmayefsky@gmail.com

NSQG Boutique

The Holiday Boutique will be held at 6:00 PM on November 15, 2010, in the main entrance lobby of JFK before the start of the general meeting. The Boutique is your chance to purchase lovely items handmade by our own Guild members. Come early and do some early holiday shopping! Bring family and friends as there will be no admission charge for this one meeting.

Would you like to participate by selling some of your quilt-related work? Providing you are a NSQG member in good standing and have made all of the items you plan to sell, we welcome your participation! There is a \$25 fee per table for vendors. You can share or have your own table; just sign up in advance with either one of us. Information will be available at the September and October meetings or contact Judy at jjquilt45@aol.com or Stephanie at artsteph65@aol.com.

Judy Jones and Stephanie Santangelo, Boutique Coordinators

2011 Challenge: Music Makes Me Create

The challenge is to create a new album (CD) cover for your favorite Song or Album/CD or Artist or Genre

- The finished quilts must be 12" x 12", the size of a vinyl album cover.
- Quilts must have a four-inch (4") sleeve attached one inch away from the top of the back.
- Quilts must be labeled on the back with:
 - Title of quilt
 - Quilter's name
 - Address
 - Phone number or email.

Quilts will be displayed at the NSQG meeting on **February 15th 2011**. Ribbons will be given based on the secret ballot of NSQG members who attend that meeting. Ribbons will be awarded based on the following:

- Best interpretation of the theme
- Best use of color
- Best use of embellishments
- Best overall design
- Best Traditional Design
- Viewer Choice



The quilts are due by **January 18th, 2011**. Late quilts will not be accepted. Email me with any questions,

Maria V. Weinstein, Challenge Coordinator
tatavw01@yahoo.com

Kelly Lockwood, Special Events
lockypt@aol.com

OUR SPONSORS



Pinwheels
Fabric • Fineware • Foldover

2006 Albany Post Rd
Croton-on-Hudson, NY
www.pinwheels.com
914.271.1045



The Happy Quilter

Valley Cottage, NY
845.268.8744
www.happyquilter.com

Fabric Mart-NY, Inc.
Authorized PFAFF Sewing Machine Dealer


2019 Crompond Road
Yorktown Heights, NY

914.962.3328



19 Putnum Avenue
Port Chester, NY
914.934.2934

THE CITY QUILTER




fabric•books•notions•gifts
133 W. 25th St., NYC
212.807.0390
www.cityquilter.com

FabricTree

The Fashion Quilting & Decorating Center

19 Sugar Hollow Road
Danbury, CT

203.792.5252
www.fabrictree.com

Quilt Basket 

939 Route 376
Wappingers Falls, NY
845.227.7606
www.quiltbasket.com

MILE SQUARE FABRIC STUDIO
Member-Owned Business

600 Palisade Ave.,
Studio 212,
Union City, NJ
www.milesquarefabricstudio.com
201.325.7780

Hartsdale Fabrics

275 South Central Avenue
Hartsdale, NY
www.hartsdalefabrics.com
914.428.7780



FABRICS
SEWING STUDIO
LONG ARM QUILTING
CUSTOM COMMISSIONS
10% off with guild card or name tag

203-431-0023
www.theQuiltersAlley.com

103 Danbury Road, Ridgefield, CT

Quilter's Corner
In The Red Barn 

Becky Frazer 860-355-4516

312 Danbury Rd. (Rt. 7)
New Milford, CT. 06776
Tue.-Sat. 10-5
Wed. until 8 (If We Have A Class)
www.quilterscorneronline.com