

2011-2012: *THE YEAR AT A GLANCE*

Guild Meetings

September 20: Michele Scott
Quilt As Desired

October 18: Frieda Anderson
Frieda's Fabric to Dye For

November 15: Leni Wiener
Color, Value, and Fabrics

December 13: Debby Brown
Finely Finished

January 17: Member Demonstrations
Education Committee

February 21: Member Presentations
Education Committee

March 20: Jane Davila
Topic TBA

April 17: Froncie Quinn
In the Time of Toile

May 15: TBA

June 19: Salad Supper and
Library Book Sale

World of Quilts XXXIII
May 5-6, 2012

Workshops

Wednesday, Sept. 21: Michele Scott
Bobbinpalooza

Wednesday, Oct. 19: Frieda Anderson
Laughing Leaves

Tuesday, Nov. 15: Leni Weiner
Photo Inspired Art Quilts

March TBA: Jane Davila
Art Quilt Topic TBA

Monday, April 16: Froncie Quinn
Hand Applique or Stenciling

Monday, May 7: Bonnie Hunter
Scrappy Quilt (Show Workshop)

2011-2012 Board Meeting Dates

All Board Meetings will be held at JFK High School
on the Tuesday before the general Guild Meeting.

September 13	December 6	March 13
October 11	January 10	April 10
November 8	February 14	May 8
		June 12

SUPER SATURDAY • FEBRUARY 25, 2012 • JFK High School

2011-2012 Programs

- September 20** **Michele Scott**, Deptford, NJ **Quilt As Desired**
"Quilt as Desired..." Don't you just hate those words? Using a LOT of quilts, Michele will show us many ways you can machine quilt your completed tops. www.piecefulquilter.com
- October 18** **Frieda Anderson**, Elgin, Illinois **Frieda's Fabric to Dye For**
Using slides, Frieda will show us how she dyes her gorgeous hand-dyed fabric. She uses a step-by-step process of gradation dyeing featured in her new book *Fabric to Dye For*. www.friestyle.com
- November 15** **Leni Wiener**, New Rochelle, NY **Color, Value, and Fabrics**
Learn how color can make or change your artistic vision and the importance of value in your fabric choices. Color and value will help you add layers of complexity and interest to your quilts. www.leniwiener.com/
- December 13** **Debby Brown**, Hopewell Junction, NY **Finely Finished**
Choosing quilting designs to grace your quilt - Debby is a "Handi Quilter Educator" and will talk mainly about long arm quilting which can also apply to home machine quilting. debbybrownquilts.com
- January 17** **EDUCATION: Member Demonstrations**
- February 21** **EDUCATION: Member Presentations**
- March 20** **Jane Davila**, Ridgefield, CT
Formerly of the Country Quilter in Somers, Jane will offer us her experience and expertise on Art Quilting. www.janedavila.com
- April 17** **Froncie Quinn**, Essex Junction, Vermont **In the Time of Toile**
We will visit the Shelburne Museum and discover founder Electra H. Webb's vision and ultimate reality that became this amazing museum. Included is a special tour of the Shelburne's toile and chintz collections. www.hooplapatterns.com
- May 5 & 6** **Bonnie Hunter**, Winston Salem, NC **Scrap Users System/
Quilt Show** **Scraps & Shirtdails!**
Bonnie is an admitted "Quiltaholic" who loves scrappy quilts. Her "Scrap Saver's System" will help you organize and use your scrap fabric in beautiful quilts. Bonnie is dedicated to continuing the traditions of quilting and her motto is "the Best Things in Life are Quilted." www.quiltville.com
- Tom Hennes** New York **Red and White Quilts**
Tom Hennes of Thinc Design will speak about the recent red and white quilt exhibit at the New York City Armory.
- May 15** **TBA**
- June 19** **Salad Supper and Library Book Sale**
Share your favorite salad with your friends and guild members and find some great bargains at our yearly Library Book Sale.

Barbara Sferra, VP Programs
Programs@northernstarquilters.com

2011-2012 Workshops

Bring your calendar and cash or checkbook to our September meeting to sign up for one or more of our outstanding workshops. You will need to pay upon sign up. **Remember, workshop fees are non-refundable so please check your calendars and choose carefully.** Classes are held at several different venues which will be announced. Please double check the location close to the workshop date.

**September 21 (Wednesday)
Bobbinpalooza**

**Michele Scott
\$50**

Don't agonize any more over breaking needles and shredded threads. Putting them in the bobbin and turning the quilt over is a great solution. In this class we will problem solve our way through a multitude of decorative threads and yarns, couching and bobbin quilting while learning lots of tips and tricks from Michele.

**October 19 (Wednesday)
Laughing Leaves**

**Frieda Anderson
\$50 & \$24 Kit**

This will be a fusing and design class using decorative rotary blades and hand dyed fabric. Frieda will show us fun ways to make strip units, leaves and stems to create a one of a kind quilt.

**November 15 (Tuesday)
Photo Inspired Art Quilts**

**Leni Weiner
\$50**

Starting with a photo we will learn how to turn that photo into a working pattern, and create a fabric collage using raw edge machine applique that finishes with thread "painted" accents.

**March (date TBA)
Art Quilt Workshop TBA**

**Jane Davila
\$50**

**April 16 (Monday)
Traditional Techniques**

**Froncie Quinn
\$50**

This class will offer either hand applique or stenciling of a small quilt or center medallion. Let Barbara Sferra (Programs VP) know your preferences!

**May 7 (Monday) Quilt Show Workshop
Scrappy Quilt**

**Bonnie Hunter
\$50**

Bonnie loves antique scrappy quilts and is a firm believer in making do. We will choose one of her patterns that will help you use some of your stash to make a beautiful quilt. Bonnie will share her ideas about adapting traditional patterns in new ways, as well as some of her time-saving techniques.

Barbara Sferra, VP Programs
Programs@northernstarquilters.com

Need a Membership Form? Visit our website: www.northernstarquilters.com

Education

Show and Tell – Everyone loves to see the quilts that other members have made. Please bring your quilts in each month, regardless of whether they are perfect, completely finished or not. Our monthly Show and Tell can provide inspiration for finishing some of those UFOs. Once again, we will be using the guild's camera at certain meetings so that everyone can see the details on some of the smaller quilts. Watch the newsletter each month for more information on the availability of the camera. Volunteers are needed to stand on the stage and help hold up the Show and Tell quilts at the meetings, so if you are willing, please contact Jane Eyes. You will get to see all of the wonderful Show and Tell quilts up close!

Special Interest Groups (SIGs) – Two of our five Special Interest Groups meet immediately before each general meeting from 5:45 to 6:45 pm. The **Art Quilt Group** meets in the library and the **Hand Appliqué Group** meets in the faculty lounge. The **Dear Jane Group** and the **Long Arm Group** meet monthly on Saturdays. The **Kids Can Quilt!** Group meetings will be scheduled later in the year.

Feel free to drop in on any of the SIGs. There is no commitment and you can go to a different one each month. If you have an idea for a new SIG, please let me know. A new group could meet at the same time as the current groups or at some other time and place.

Current Special Interest Groups

Hand Appliqué – **Kathy Kaplan** katea44@gmail.com and **Denise Isherwood** dmisherwood@snet.net will co-facilitate this group. Members have a broad range of experience, from experts to beginners, and new members are always welcome. Notes, with pictures as appropriate, are emailed after each meeting to everyone on the email list, so if you are interested in being on the distribution list, give your email address to Kathy or Denise. A wide variety of techniques applicable to any applique project will be discussed and demonstrated. Each month, members may bring in their current projects and discuss questions that came up in their construction.

Art Quilt – **Debbie Bein** dbein@hvc.rr.com will be facilitating. This group is intended to provide members with the opportunity to share ideas and techniques. Many exciting demonstrations are being planned for the coming year. A challenge is once again planned for exhibition at the Quilt Show in May. Please join the Art Quilt Group if you are interested in creative, new techniques using many different media!

Dear Jane Group – **Carolyn Finn** will facilitate. carolyn_finn@yahoo.com. The group meets monthly on Saturdays at the Apple Bank for Savings, 666 Columbus Avenue, Thornwood, New York. We are all working on Dear Jane quilts in a variety of styles and sizes. The quilt is not as daunting as it looks and the individual blocks become much easier when you're working within a group. Each month, we focus on a different technique and also admire everyone's blocks and discuss various approaches and options. The meetings for the remainder of 2011 are September 24, October 22, November 19 and December 17.

Kids Can Quilt! Group – A facilitator is needed for this group. The group meets with elementary school classes in the spring and meets in the fall to prepare materials for the visits to the classrooms. The blocks produced by the children are then assembled and quilted by members of the group and the resulting quilts are donated to a charity.

Long Arm Quilting – **Diane Linker** dianelinkerNSQG@verizon.net will be facilitating. The group meets at members' homes one Saturday each month. At each meeting, there is a demo of a long-arm technique, discussion of how to quilt tops that members bring in, show and tell and a great deal of information sharing. The group runs the gamut from beginners to professionals and the meetings are a lot of fun. The meetings for the remainder of 2011 are September 10, October 1, November 5 and December 3.

Jane Eyes, VP Education, janeeyes@aol.com

World of Quilts XXXIII

May 5 and 6, 2012
JFK High School, Somers, NY

Registration opens January 1 and closes March 31, 2012.

Registration Form, Instructions, and detailed Category Explanations are on the website

Members may register and pay for up to four quilts in the show, with the fourth entry (clearly specified as fourth choice) to be registered if space is available.

Non-Members may enter one quilt in the show.

Remember. All quilts must have an attached sleeve.

Quilt Drop Off: Saturday, April 28, 2012

Judging: Wednesday, May 2, 2012

Quilt Display Set-Up: Friday, May 4, 2012; **Take Down** Sunday, May 6, 2012

Special Exhibits: Final guidelines for Special Exhibits will be posted in the October *On Point* newsletter.

Invitational Exhibit: **A TRIBUTE TO JOANNA ROSE and HER HUSBAND, THINC DESIGN and AMERICAN FOLK ART MUSEUM.** Guild members are invited to enter our Red and White Quilt Exhibit honoring Joanna S. Rose's "Infinite Variety: Three Centuries of Red and White Quilts" exhibit in NYC in March 2011. Thinc Design designed the exhibit of the 651 quilts in the Park Avenue Armory. See details of the invitation on our website northernstarquilters.com/special-events/2012-nsqg-members-invitational and join in the fun. There will be no judging or voting. All quilts will be displayed at the 2012 World of Quilts show. Quilts will be collected at the March, 2012 NSQG meeting. Questions? **Joyce Sullivan** joysull827@comcast.net or **Nancy Mirman** nmirman@optonline.net.

NSQG A World of Quilts XXXIII Speakers:

Bonnie Hunter, Quiltville.com – a scrap quilt artist

May 5 and 6

Tom Hennes, Founder and Chief Designer of Thinc Design

May 5

Caryl Castellion, VP Quilt Show caryl@snet.net

Two 2011 Quilt Show Winners



First Prize, Hand Quilted Applique: "Through an English Garden Window" by **Noreen Graham**.



First Prize Art Portraits: "Gethsemane" by **Carol L. Auer**

Library



NSQG maintains a library of books, magazines and DVDs for its members' use and enjoyment. They are stored on two wheeled book carts and coded and arranged by subject. In addition to our books and growing DVD collection we have magazine subscriptions to *American Quilter*, *Australian Patchwork & Quilting* and *Quilting Arts*.

Each year the Guild generously supports its Library by funding the purchase of new books and DVDs. Each month new items can be found on a specially marked Library table at general meetings. A complete list of items, by title, can be found on the Guild website. Just click on "About Us" and "Library."

Borrowing Books, Magazines and DVDs

At the monthly general meetings, from September through May, any member in good standing (dues paid and no fines or items outstanding) can borrow up to 3 items. Just bring your choices to the Library table, sign the book card on the inside back of the book or magazine or on the back of the DVD case, and enjoy.

Returning Books, Magazines and DVDs

All borrowed items must be returned at the next general meeting. If you cannot attend the next meeting, ask a friend to return it for you. You can also call the Librarian and arrange to send her the items by mail. There are penalties for overdue items, so staying current is a good idea. One important point – absolutely no items may be kept over the summer. All items must be returned by the June meeting.

Annual Book Sale

At the June meeting there is a sale of donated books, magazines, patterns and notions. The money raised helps to defray the cost of items purchased during the year. View your quilting "stuff" with a critical eye and set aside those appropriate items you may no longer need – they may be just what someone else is looking for.

Policies and Procedures

Your Librarian is always available to answer any questions you may have. Consider volunteering to help at the Library table – it's a great way to meet people!

Jackie Fowler, Librarian, jfowler8@verizon.net

Northern Star Quilters Guild Purpose

"The purpose of the Guild shall be to promote interest in, and encourage participation in the art of quilting; to stimulate and coordinate the efforts and talents of individuals interested in quilting; and for the social enjoyment of its members."

Member Ads

Guild members are entitled to post one ad each month on the website.

Requirements are:

- Quilt or sewing related items
- No phone numbers will be printed. Please include name and/or email address.

Please email your ad to news@northernstarquilters.com.

SUNSHINE

Goodwill is part of our fellowship. Please let us know when a Guild member is in need of a little sunshine due to illness, condolence, marriage, baby, etc.
Thank you,

April Russell, Secretary
kadidty@optonline.net

Membership

Please sign in at the Membership table upon arriving at each Guild meeting. Guests are always welcome to attend Guild meetings for a nominal fee of \$5.00 which can be applied toward the Guild membership dues if they join.

New members are welcome to sit at the new member table at the front of the room with some of our Membership volunteers. The new member table is the one with the blue tablecloth.

Our Member Showcase program highlights the creativity and talent of our members. If you have a suggestion for a showcase theme or are willing to showcase your own quilts or a collection of quilts that you own, please let me know.

Diane Linker, VP Membership
dianelinkerNSQG@verizon.net

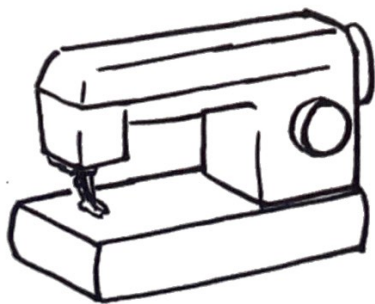
Super Saturday – February 25, 2012

Be sure to mark February 25, 2012 on your calendar so you'll be sure not to miss Super Saturday! Enjoy a day of learning new ideas, techniques, and approaches from fellow Guild members while having a day filled with fun and laughter with lunch also included. If you prefer, bring an existing project to the studio to finally finish it, or volunteer to help with a Guild project while you socialize. Whatever you choose, it will be a fun day to share!

Carol Mayefsky, Super Saturday Coordinator
cmayefsky@gmail.com

NSQG Boutique

The Holiday Boutique will be held at 6:00 PM on November 15, 2011, in the main entrance lobby of JFK before the start of the general meeting. The Boutique is your chance to purchase lovely items handmade by our own Guild members. Come early and do some early holiday shopping! Bring family and friends as there will be no admission charge for this one meeting.



Would you like to participate by selling some of your quilt-related work? Providing you are a NSQG member in good standing and have made all of the items you plan to sell, we welcome your participation! There is a \$25 fee per table for vendors. You can share or have your own table; just sign up in advance with either one of us. Information will be available at the September and October meetings or contact Judy at jjquilt45@aol.com or Stephanie at artsteph65@aol.com.

Judy Jones and Stephanie Santangelo, Boutique Coordinators

Charitable Activities

Comfort Quilts

Any interested guild member is welcome at Comfort Quilts so consider joining the fun! We normally meet on the first and third Wednesdays of the month. Hours are from 9:30 to 3:30. You only need to bring your sewing machine and your lunch. Fabric, batting and other quilting tools are available for you to use. We make lap size quilts for hospitals, shelters and individuals in need of comfort. We also prepare precut kits so if your schedule doesn't allow you to attend the Comfort Quilt meetings, just pick one up at the guild meetings.




For more information stop by the Comfort Quilt table at the guild meetings or contact one of us.

Carol Auer auerwein@gmail.com &
Karen Carlson quiltinkarend@aol.com
Comfort Quilt Coordinators

2012 Raffle:

The 2012 **Raffle Quilt** will be on display at the September meeting. Thanks so much to **Denise Isherwood** who coordinated this project as well as the many NSQG members who worked on the quilt. Proceeds from the ticket sales will benefit the **Sudden Arrhythmia Death Syndromes Foundation**.

We are thinking outside of the box this year to encourage more non-quilters as well as members to buy more raffle tickets. Therefore, the **First Prize** for the raffle will be an **Apple iPad**. This should generate some excitement!!



Thank you to **The Quilt Shop** in Danbury for donating our **Second Prize**. It will be a **GO! Baby fabric cutter** with pink carrying tote. This nifty cutter is a fast and precise way to cut all kinds of shapes!

2013 Raffle Quilt

We are already looking forward to the 2013 raffle quilt. If you have some creative ideas or would like to help with piecing/quilting please contact me. Ideas will be submitted to the board for final approval. We really appreciate your help!

Donations

Donations of 100% cotton fabric and quilt batting are greatly appreciated! You can bring donations to the guild meetings or contact Barb Tatera for other arrangements.



Barb Tatera, Charitable Activities Chair
patchwork15@gmail.com

Hospitality

As Seen On TV... *June Cleaver. Donna Reed. Lucy Ricardo.*

These popular TV moms were just as much a part of my suburban childhood as my own mom. They looked so elegant in pearls and heels, a starched white apron cinching their wasp-waist. They put a large family meal on the table each night and we never saw the mess in the kitchen.

Each month the Hospitality committee is asking the members to channel their inner-Harriet Nelson and whip up something sweet or savory to share with the membership. Hot water for coffee and tea will be provided. Please bring a mug or travel cup so we can reduce paper waste.

We'll start with members whose last names begin with A, B or C for the first meeting and go through the alphabet from there. As in the past you'll receive a ticket for the monthly raffle.

But Wait There's More ... *Many hands make light work!*

The committee needs a few volunteers to help at the Hospitality table each month. If you have been selected to bring the snack and can come early to help set up or help serve and clean up, please email me to volunteer. No hair net required!

Members are asked to bring snacks according to the following schedule:

Month:	Snacks provided by:
September	Members whose last names begin with A, B, C
October	Members whose last names begin with D, E, F
November	Members whose last names begin with G, H, I
December	ALL MEMBERS - bring your favorite <i>homemade</i> holiday treats.
January	Members whose last names begin with J, K, L
February	Members whose last names begin with M, N, O
March	Members whose last names begin with P, Q, R
April	Members whose last names begin with S
May	Members whose last names begin with T, U, V, W, X, Y, Z



Here are some food suggestions that you might consider if baking isn't your thing:

- fresh fruit in easy, bite sized pieces
- trail mix, spiced nuts, peanuts, pretzels
- cheese and crackers
- veggie platter and dip

Annual Events Sponsored by the Hospitality Committee

Holiday Special!

To celebrate the Holidays with each other, members have enjoyed participating in a holiday gift exchange at the December meeting. Please bring a quilt-related gift item worth approximately \$10.00 to the December meeting. You may wish to exchange specially selected fat quarters, hand-made items, notions or note cards. There will be a basket on the hospitality table to receive items to be exchanged. Let's enjoy the Holidays together by sharing a token of friendship with each other.

Salad Supper

The June meeting brings the spectacular annual salad supper, served at 6:30 p.m. This dinner provides a wonderful opportunity to socialize with Guild friends and bring formal Guild activities to a close for the summer. Each member is requested to bring a salad that will serve 6 to 8 people at 6:00 p.m., to allow for set-up. Please be sure to provide an index card with ingredients for those who want or need to know.

Meg Moar, Hospitality Chair, mmmoar@optonline.net

Trips



March 16-17 Lancaster!

And hopefully a trip to the New York fabric district in the spring. Where else do you want to go? Lowell, MA? Vermont Quilt Festival in Burlington? Manchester, NH? Write to me. We are open to YOUR suggestions.

Jen Cannizzaro, Trips Coordinator
jen51573@verizon.net

If The Weather Outside Is *frightful*...

In case of inclement weather, and you're not sure if there is a meeting, please do the following:

1. Listen to your local radio station for announcements regarding the Somers Public School closings. If the Somers Public Schools are closed, there will be no meeting.
2. In the case where the weather is questionable for the evening hours only, we will contact the radio stations to make a public announcement.
3. Check our website www.northernstarquilters.com for an announcement.
4. If you cannot find out through any of the above methods, please feel free to contact a Board member.

2011-2012 NSQG Board

President

Patti Calautti

PattiC0312@gmail.com

Secretary

April Russell

kadidty@optonline.net

Treasurer

Linda Ostrander Treasurer@NorthernStarQuilters.com

Vice President, Membership

Diane Linker

DianeLinkerNSQG@verizon.net

Vice President, Communications

Carolyn Finn

Carolyn_Finn@yahoo.com

Vice President, Programs

Barbara Sferra

gbgca@mindspring.com

Vice President, Education

Jane Eyes

JaneEyes@aol.com

Vice President, Quilt Show

Caryl Castellion

caryl.castellion@gmail.com

Library

Jackie Fowler

jfowler8@verizon.net

Charitable Activities

Barbara Tatera

patchwork15@gmail.com

Special Events

Kelly Lockwood

lockypt@aol.com

Hospitality

Meg Mooar

mmmooar@optonline.net

Assistant to the President

Carolyn Langevin

CLQuilts@gmail.com

Ex-Officio President

Susan Wilterding

SusanW.NSQG@gmail.com

Northern Star Quilters Guild

2012 Challenge


Pushing the Limits in London – Reaching for the Stars

World-class athletes are known for pushing themselves to perform at extraordinary levels and to transcend the limits of what's possible. In summer 2012, elite athletes from over 200 countries will convene in London for a global event celebrating the world's athletes and the nations they represent. Collectively, the participants will "reach for the stars" while transcending their own national borders.

This year's NSQG Challenge:

Create a quilt that represents the athlete's mindset, with "Reaching for the Stars" as its general theme. Your work can reflect the British scene, the 26 sporting events, the athletes, the participating nations – it is your interpretation in whatever quilting style you choose. We hope each quilt will reflect the excitement of the competition and the pride of those participating – in London athletes and in Somers quilters.

Specifications:

- Your finished quilt must be 12 inches wide (to represent 2012) and 16 inches high (one inch for each day of the London games). 
 - All quilts should include at least one star.
 - Out of respect for copyright law, copyright-protected content – including the five interlocking rings, torch, and the words "Olympic," "Olympiad," and "Olympian(s)," and phrases "go for the gold" and "let the games begin" may not appear on the quilt's face.
- Quilts need to have a four-inch (4") sleeve attached one inch away from the top of the quilt back.
- Quilts must be labeled on the back with the following: title, quilter's name, address, and phone or email address.

Ribbons will be awarded for the following categories (as voted by guild members):

- Best interpretation of theme: *Pushing the Limits in London...Reaching for the Stars*
- Best representation of the place – London, UK
- Best use of color
- Most inspiring quilt
- Best of Challenge


Submission and Exhibition Information

- All quilts are due on or before the March guild meeting.
- Quilts that do not meet the above guidelines will not be accepted.
- In addition to being exhibited in our annual show, quilts will be exhibited in at least one additional local venue (details forthcoming).

Carolyn Finn, Challenge Coordinator, carolyn_finn@yahoo.com

OUR SPONSORS

Northern Star
Sponsors



Valley Cottage, NY
845.268.8744
www.happyquilter.com

Fabric Mart-NY, Inc.
Authorized PFAFF Sewing Machine Dealer


2019 Crompond Road
Yorktown Heights, NY

914.962.3328



2006 Albany Post Rd
Croton-on-Hudson, NY
www.pinwheels.com
914.271.1045

THE CITY QUILTER



133 W. 25th St., NYC
212.807.0390
www.cityquilter.com

FabricTree

The Fashion Quilting & Decorating Center

19 Sugar Hollow Road
Danbury, CT

203.792.5252
www.fabRICTree.com

Quilt Basket

939 Route 376
Wappingers Falls, NY
845.227.7606
www.quiltbasket.com

MILE SQUARE FABRIC STUDIO

600 Palisade Ave.,
Studio 212,
Union City, NJ
www.milesquarefabricstudio.com
201.325.7780



103 Danbury Road
Ridgefield, CT
www.TheQuiltersAlley.com
203.431.0023

Husqvarna

VIRING