

On Point!

A Publication of the Northern Star Quilters' Guild
Somers, New York
July/August 2000

Volume 18, Number 11

A Letter From the New President

"Oh those lazy, hazy days of summer." Well "hazy"... yes... "lazy" no way! The Board has been very busy working to get the programs and activities ready for September. But first I must give a huge "Thank You" to Joyce Sullivan for all the love and time she has given to NSQG. "Thank You" also to this past seasons' board for their dedication. To Marie Sugar and her team for a fantastic Quilt Show!

Already Kathy Vanacoro, Elizabeth Doyle and their committees have been working hard to set up exciting speakers for the Guild Programs and Workshops. So while the summer is a time to relax, there are preparations to be made.

One job that does not require much advanced preparation is still open and that is—Hospitality Chairwomen! We need a couple of "good" women to do the job or we will not have any goodies to eat! Please call or e-mail me to volunteer!

I hope you all are having a safe, healthy, relaxing and fun summer. Maybe find time to make a quilt for yourself or a friend. See you in September.

Love,
Linda von Ahn

A Message From the Ex-President

Dear Friends,

I was so thrilled with the gift you presented to me as a "farewell to the Presidency." The many lovely friendship blocks, personalized by each of you, will make a wonderful quilt with a million memories.

Thank you from the bottom of my heart for your touching messages and kind thoughts. I certainly won't have to look for a new project to fill my time now that my term is over.

To the members of my Board, a special thank you for the beautiful stained glass quilt block. I loved working with you and will think of you every day when I see it hanging in its place of glory next to my front door.

I am sew grateful,




Hospitality

What a splendid selection of salads we had at our June Salad Supper. Thanks to everyone who displayed their culinary creativity. Everything was delicious!! Again, our most sincere thanks to each member who contributed treats for the hospitality table throughout the year.

Kate and Joanne

Board Members provide goodies for the September meeting.



Send Renewal and New Membership Checks

Membership fees are \$35 per year. If you send in your check early, before September 1, deduct \$5 from the fee for a final total of \$30 for the year. Dues entitle you to take WORKSHOPS, receive *On Point!* from September to August, and use the Library.

Sonia Rieber
3 Crossway
Scarsdale, NY 10583

ssriber@worldnet.att.com

General Meeting
Tuesday
September 19, 2000
JFK High School
Somers, New York
7 pm
Look for the
Refrigerator Art
Calendar

2000-2001 Officers and Chairpersons

President	Linda von Ahn* (914) 628-5380**
Vice President(s) Programs	Kathy Vanacoro* (914) 225-0047 Joan Weth* (914) 277-3585
Equipment Assistant	Leslie Forrest (914) 225-9444
Raffle Coordinator	Dorothy Scalice (860) 355-3522 Janice Nastasi (914) 279-8381
Vice President, Membership	Sonny Rieber* (914) 723-9344
Vice President Quilt Show	Marie Sugar* (914) 277-4266
Recording Secretary	Georgia Heller* (203) 358-0333
Corresponding Secretary	Dorothy Fiederlein* (845) 278-1881
Treasurer	Lauren Fowks* (914) 278-9789 232
Workshops	Linda von Ahn* (914) 232-8470 8470
Fabric Exchange	Karen Carlson (914) 762-5382
Ornament Saturday	Joanne Lovitz (914) 232-3043
Super Saturday	Cobb Stewart (914) 238-8653 Eleanor Hibben (914) 962-3983
Library	Susan Chapman* (203) 778-0194
Hospitality	
Special Events	Elaine Skorka* (914) 723-6845
Newsletter	Carrie Vollrath* (914) 592-5352
Boutique	Janette Loughlin* (914) 762-6953
Challenge	Suzanne Sunday (914) 234-6810 Jeri Riggs (914) 478-7646 Jennifer Ceisler (914) 232-1146
Comfort Quilts	Pat Baker (914) 279-8840
Bulletin Board & Quilt Layering	Ina Helfand (914) 245-3173
Raffle Quilt 2001	Betty Edwards (914) 736-0516

*Executive Board Members

**After January, '01, this Area Code will be 845.

On Point! is published monthly except for a combined July/August issue. Subscription to the newsletter is included in the annual \$35 membership fee.

Newsletter Staff

Editor: Carrie Vollrath
Special Events Editor: Nancy Hantman
Editorial Assistant: Dana Fuller

Monthly meetings are held the third Tuesday of each month, September through June, at John F. Kennedy High School, Route 138, Somers, New York at 7 pm, with the exception of November which will be held a week earlier, November 14, because of the Thanksgiving holiday.

Articles must be submitted to the newsletter Editor (generally one week) after the general meeting and may be submitted by postal mail, e-mail or fax. e-mail *attachments* cannot be accepted. **Please include your text in the body of the e-mail message.**

The deadline for articles appearing in the September issue is August 15, at the Executive Board Meeting. Send articles and information to:

Carrie Vollrath, *On Point!* Editor
1414 Old Country Road
Elmsford, NY 10523
Phone: (914) 592 5352
Fax: (914) 592 1931
E-mail: caristar@concentric.net

Deadline for Newsletter Articles for the September Newsletter is August 15, the evening of the Executive Board Meeting. Please don't forget, I need at least 3 weeks minimum to produce a newsletter: collecting the copy, setting the type, doing the graphics, proofreading, getting to and from the printer, and mailing it out.

If you should receive your newsletter in an unacceptable condition, i.e., in a plastic bag, please call, 592-5352, and I will mail out another one to you immediately.

Farewell to a Good Friend

As some of you may already know, our good friend Pat Bartimoccia has retired with her family to Florida. Many of you will remember her as Membership VP just a year ago and the new member coordinator for this past year. She also was one of the original guild members, she served on the show committee many years, and she taught numerous Super Saturday workshops. Several years ago she owned a GREAT fabric shop in Baldwin Place. Many of us have fond recollections of the shop. I took one of my first quilting classes there with her as well as other classes with Claire Oehler long before Claire opened the Country Quilter. She had a great selection of fabrics for quilting, the home and clothing and was always very helpful. Pat has been my friend for over 25 years. I will miss her. Good luck to you and your family Pat in your new home. Come back to visit often.

Liz Doyle

FOR SALE: Singer Futura II Sewing Machine—Like New Hardly ever used—w/ Instruction Book & Accessories
Call Dorothy @ 914-278-1881 (Eves)
914-642-4209 (Days)

Program for September

To start off a new year, our guest speaker for the month of September will be Jean Ann Eitel, Editor of QUILT magazine. As many of you know, Joyce Sullivan will be organizing block-of-the-month and round robin quilts, and Jean Ann will get us started with her lecture entitled "Links of Friendship—Round Robin Quilts."

Besides being editor of QUILT magazine, Jean Ann is also editor of Country Quilts, Quilt Almanac, Patchwork Quilting Ideas, and Contributing Editor of several Country Decorating Magazines published by Harris Publications. You can check her out at her website www.quiltmag.com. Jean Ann does many round robin quilts over the internet and also has a Quilt-talk online e-bee at www.quilttalk.com. We are excited to have her come visit us, and we know you'll all love her too.

While Jean Ann is in town, she is also going to do a photo shoot for her magazine. In order to do this, I need to round up about 30+ quilts from members. Jean Ann would like traditional with bright colors (they photograph well). Please call me if you can help me out.

Kathy Vanacoro
225-0047
vanacoro@rcn.com

HOUSTON—The Mother of All Shows

Things are moving along. Please check your info sheet for the dates of the two payments. I am about to sign a contract with the company that will provide our transportation to Old Spring, BBQ dinner tax and tips included, and trip to Hyatt Regency. I am working on including our transportation back to the airport 11/4/00. I've been told it usually runs about \$18-20 and at first it was not going to be included in our \$650.

If you have any special dietary needs on the airplane (not sure what they will serve) or in the restaurant let me know. Although this is not a veggie restaurant, I can arrange for a meal of appetizers and/or baked potato and/or veggies. Also many times we can place special order on airplane as long as I do so in advance.

Elaine Skorka

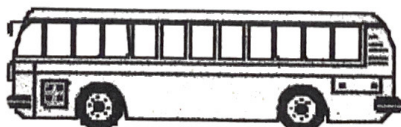
Ft. Washington

Sept. 16, 2000 is our bus trip to Ft. Washington. There are several seats still available. The first pick up point at 6:50 a.m. will be at the JFK H.S. as in previous years. The second pick up point is on Rte. 9A in Elmsford as usual. We will be met across the street from the Ramada Inn.

If you have not already done so, please mail me a check for \$50 made out to NSQG. Let me know where you wish to join the group. Your check covers the cost of the bus as well as your show ticket. This trip does not include meals as it is only a one day trip and we stop on the Turnpike on the way home to eat.

If you have any questions I may be reached:

Elaine Skorka
40 Greendale Road
Scarsdale, NY 10583
914-723-6845
ESSEWS@AOL.com



Important Dates

Aug. 3 & 10	NO Comfort Quilts Meeting
Aug. 15	Exec. Board Meeting <i>On Point!</i> articles due
August 29	Quilt Show Committee 7 pm Marie Sugar's house 9 Summit Circle, Somers Phone # 277-4266
Replaces the Aug 1st and Sept 5th meetings	
Sept. 1	Membership dues to Sonny BEFORE September 1
Sept. 19	General Meeting, JFK H.S.— 7 pm

Fabric Exchange— 6 x 6 x 6

For the coming year, we'll try a color of the month theme. Choose fabrics—tone-on-tone, solid, predominately that color or maybe even something that represents that color feeling to you.

For September—"Paint the town RED!"

Bring 6 baggies, each with 6 different fabrics, cut into 6" (or 6 & 1/2 inch** squares.

Rules:

1. Fabric to be 100% quilting weight cotton.
2. Pre-wash, press and cut 6" squares from your chosen fabrics OR
** (for those who have mentioned they would like to participate but find pre-washing too much hassle) cut 6 & 1/2" squares and include a scrap of paper indicating "not pre-washed" or mention it to me when dropping off the squares.
3. Sort into 6 assorted piles and put them in 6 baggies, labeled with your name.

I will be doing the fabric exchange this year with thanks to Martha for last year's fun.

If you have any questions, call me at (914) 762-5382 or email at zsabbah@aol.com.

Karen Carlson
Fabric Exchange

Special News for the Summer Issue

The Clamshell Quilt Guild will be presenting "Quilt Towne 2000" on September 9 and 10, 2000 at East Lyme High School, 30 Chesterfield Road (Rte. 161), East Lyme, CT.

There was a lady from Clamshell Quilt Guild who visited our World of Quilts last May and remarked that she would love to see a bus load of NSQG guild members pull up to their front door. Clamshell Quilt Guild holds their show every two years and since we will not have enough time to do a Road Trip to East Lyme, we would really appreciate it if all of the ladies who go to this show let the admissions table workers know that you are from NSQG.

Also, I received a phone call from a very nice lady in Cape Cod. The Bayberry Quilters of Cape Cod are presenting The Quilter's Gallery, 19th Annual Quilt Show, on August 3, 4, 5 (Thursday, Friday, Saturday). On **Saturday the show will close at 3 pm.** This show will be held at the Cape Cod Regional Technical High School, Route 124, Harwich, MA. Contact Sue Campbell for information (508) 775-6239 e-mail quiltsue@mediaone.net. Please mention NSQG there too.

Carrie Vollrath, Newsletter Editor

Boutique News

Please welcome aboard three new members of the boutique committee for this year: Judy Rosenberg, Elizabeth Stern (Armonk) and Stephanie Santangelo. I am looking forward to working with them.

Plans have been finalized with St. Mark's Church in Mt. Kisco, Routes 117 and Main Street. The Holiday Boutique will be held there on November 11. We will be signing up vendors at the September and October meetings. Are the creative juices flowing? I hope so!

Janette Loughlin
Chairperson

Special Sightings

Two of Judy Irish' quilts, "Chicken Coop" (Viewers' Choice at our show in 1999) and "Bacon and Eggs" are in the new issue (July/August) of *Quilter's Newsletter Magazine*.

The City Quilter on West 24th Street expects to have Adrienne Yorinks' fabrics within the next couple of weeks. You will need this if you are participating in the Challenge.

Barbara Broshous, who was an N.S.Q.G. member before moving out of state, has won Honorable Mention in Keepsake Quilting's "Blue and White" challenge. Her "Imperial Heir" dragon is featured on p. 31 of Keepsake's summer newsletter.

Nancy Hantman,
Special Events Editor

Need to Baste a Quilt and Just Don't Have the Room?

Call Ina Helfand at (914) 245-3173.

Ina will make sure there are a few tables (at the General Meeting) clean and pushed together so that you can lay out your quilt and baste it.

Bring extra needles in case you need help, your fellow quilters will probably pitch in. Many hands make light work.

Please note, we must put the tables back in place when we are finished.

Ina Helfand
(914) 245-3173

Library News

I would like to start the year off on the right foot about the library policies.

1. Only 3 books can be checked out at a time.
2. Books are checked out for only one month.
3. If you are more than two months late you will be sent a bill for the cost of the book.
4. If you have overdue books you cannot check-out books.

If you are unable to attend the guild meeting you need to make arrangements to get the books back. You can ask a friend to bring them or you can mail them to me.



My address is 3003 Hancock Drive, Danbury, CT 06811. Please make every effort to get your books turned in in a timely manner. The book you have out might be the very book someone is anxious to check-out.


I am also looking for three helpers at the guild meetings. The library can be a very hectic place and help is always appreciated.

I have the enviable task of purchasing quilt books. If you have any suggestions about books/magazines please let me know.

See you in September,

Susan Chapman
susanc@ntplx.net
203-778-0194

BERNINA
AUTHORIZED DEALER



THE QUILT
SHOP

16 PADANARAM RD.-Rt. 37
DANBURY, CT 06811

GINNY MURPHY
TEL: 203-743-0543
FAX: 203-797-0936

FABRIC
CLASSES, SUPPLIES

A Home Can't Have Enough...

Quilt Show 2001 will present a special perimeter display/silent auction. The theme will be

"A home can't have enough...."

Your finished quilt—maximum 96 inches—should show some thing, or illustrate an emotion that you think that you can never get enough of in your home...are just crazy about...makes your home—any home—special....unique...wonderful. Some of the examples I gave at the meeting were dogs, trees, children, rugs, flowers, music, love, tea cups, ginger jars, windows. This is only a starter list... let your imagination go. You don't necessarily have to make a wall quilt—any item e.g. vest, book bag, tote bag, of approximately that size is welcomed.

The purpose is to sell a lot of quilts to benefit an area women's shelter. Monies collected from the sale of the quilts will be given to the shelter and those quilts that haven't been sold will be donated to the families who will be starting out in a new home.

Everyone is encouraged to contribute a quilt. Remember...the special part of the quilt will be the subject matter. Look around your home, newspapers, magazines, billboards, patterns for inspiration. You can use any technique—fusible web, phototransfers—are all fine as long as it is bound and quilted.

Right after telling the guild about it, five people quickly reserved some very interesting topics (and more are trickling in by e-mail). We want lots of different subjects and will only take two of any theme. We will show only one topic per day of the auction. So get in your reservations in now.

Your subject matter should have a relatively wide appeal because we want to attract buyers. These quilts will be fantastic gifts for the right person!!!

The sooner you decide on a subject and reserve it, the sooner you can start this very exciting project. The neat part of the display is to see just how wide a variety of subject matter our group can represent. Some of the topics our members have chosen are just so much fun.


Alice Garrard
203 938-9661
e-mail: Ruffer123@aol.com

*fair work
Shells*

Comfort Quilts

Comfort Quilts will continue throughout the summer doing their good work. Remember—NO meeting August 3 and 10, and please keep sewing so we can reach our goal.

Pat Baker



FYI—Bulletin Board

In our lobby each month, between the food table and the library cart is our guild bulletin board. Some examples of how useful it may be are as follows:

For Sale

My old sewing machine (describe in detail),
\$(price), your name and phone number.

Wanted to purchase

50's fabric, polyester preferred, all colors, the wilder the better, call.555-5555

Travelling companion to go to Quilt show on (Date) to (Destination) share gas and have a laugh. Willing to stop at fabric stores enroute.

Help wanted.

Teach me to paper piece, etc will pay for your time.

Got the idea?! Your notice/request should be sewing or quilt related. Bring your own beautifully decorated and designed notice or use our note paper. It's well worth your effort if you make the connection. Any questions, call Ina Helfand @ (914) 245-3173 or e-mail me at sewcool39@aol.com

Ina Helfand
Bulletin Board & Quilt Layering
(914) 245-3173

PINWHEELS



Fabric
Fine Ware
and Folderol

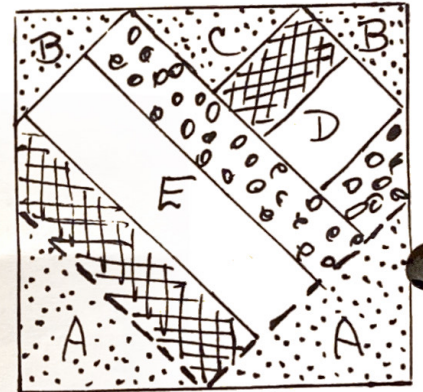
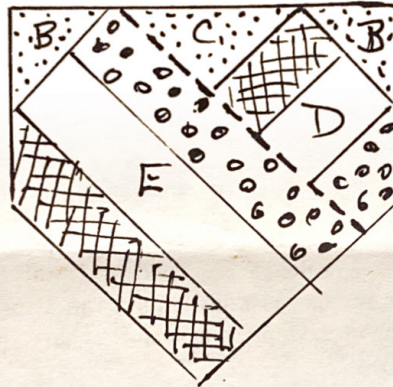
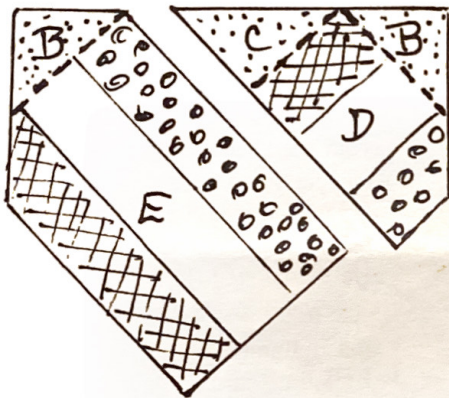
Maria Tamaoka

416 ALBANY POST ROAD
CROTON-ON-HUDSON
NEW YORK 10520

914-271-1045
www.pinwheels.com

SEWING INSTRUCTIONS - Strip-pieced Hearts

- Sew med. fabric strip to dark fabric strip, right sides facing, along long side using $1/4$ " seam.
- Sew other med. fabric to other long side of dark fabric using $1/4$ " seam. Press seams in one direction.
- Cut five "E" and five "D" pieces from the pieced strips. (Doublecheck direction arrows for "D".)
- Using diagram below as guide, sew one "B" to "E", then one "B" to "D". Sew "C" to "D". Press seams toward dark fabrics.
- Join B-E section to C-D-B section.
- Sew two 2"A's" to lower sides of "E" to complete block, Press seams toward dark fabrics.
- Repeat for other four blocks.
- Join heart blocks together using the $6-1/2$ " sashing strips between them, $1/4$ " seams. Press toward sashing. (See diagram above cutting instructions.)
- Attach long border strips to top and bottom. Press toward border strip.




Round-Robin quilters

- Complete a $12-1/2$ " block (12 " finished size) in child oriented fabrics and colors. It should be a pieced, non-directional (no specific top or bottom) pattern of your choice.
- Pin your name and phone number to it and bring to September meeting along with about a yard of one of the fabrics used in the block. This can be used by other quilters, if they wish, as the top is passed along. Groups will be formed during the meeting and you will go home with someone else's block to work on the next month. Monthly directions will be given in the newsletter.
- There will be six quilters in each Round-Robin group. It is essential that work is completed in the prescribed time frame and gets to meetings for exchange. It should be great fun!

don't give enough time


Summer - Block-of-the-Month - Strip-pieced Hearts



Make 5 heart blocks. Each block is 6-1/2" including seam allowance. With sashing and borders piece measures 36-1/2" x 8-1/2" incl. seam allowances.

CUTTING INSTRUCTIONS

- From 2 different medium fabrics cut a strip of each 42" x 1-1/2".
- From a dark fabric cut one strip 42" x 1-3/4". (Shorter strips can be used but you will need more than 42" total length.)
- From a light fabric cut ten "A", ten "B" and five "C".
- From a contrasting fabric cut 6 sashing strips 6-1/2" x 1-1/2" and 2 borders 36-1/2" x 1-1/2".



Block-of-the-Month and Round-Robin Quilts

General Information

- These quilts are intended for children. Use colors and prints appropriate for the purpose. Age range from babies through preteens. Block-of-the-Month patterns are simple...geared to the less advanced quilter. For more challenge, join a Round-Robin group.

- For Block-of-the-Month choose a fabric for background and border pieces. You will need a 1-1/2 yd. length but only about 30" width (additional width can be used for the back.) Fabric choice should not be a strong pattern, rather something subtle that your blocks will look well against. For blocks you can use small pieces and scraps that co-ordinate with one another. Once you use a fabric hold it aside to use in another block along the way. The last block will incorporate many small pieces of all the fabrics used in the quilt.

- Round-Robin quilters will need about a yard of one fabric to be used in the first block, then sent around with the quilt as it moves to other quilters.

- All quilts use 1/4" seams. Press often. Always square-up your work with quilter's rulers as you progress.

- Applique must be sewn in place. You may use a fusible web for placement but edges must be finished by hand or machine...children's quilts get frequent laundering.

- For safety reasons do not use embellishments such as beads or buttons which could be swallowed.

- Block-of-the-Month...to get best results make plastic templates for pattern pieces. 1/4" seam allowances are indicated. Pay attention to grain line arrows.

- There will be 9 Blocks-of-the-Month. In May background and border strips will be added. By June final meeting you could have completed quilting and binding if done by machine, which is recommended for kid's quilts.

- Round-Robin quilters will exchange work in Sept., Oct. and Nov., Jan., March and May. Notice that as the top gets larger you will have 2 months to complete your work. But you *must have piece ready for exchange* in order for the project to work successfully.

- Remember, our objective is to gain some knowledge and to have fun. Children won't recognize imperfections...they'll only know that someone cares about them.

- If you have problems or questions along the way call me .

Joyce Sullivan 914-277-3832

Education

There are still several openings in the workshops for Charlotte Warr Andersen in October and Caryl Bryer Fallert in November. If you have not already done so, please send a check for \$30 to me along with a self-addressed stamped envelope indicating which class you are interested in. Since we want as many members to have the opportunity to partake in these classes please indicate your first, second and third choice for each instructor. I will try to accommodate everyone. If you are interested in being a monitor for the class let me know that too. (Monitors get free classes and your check will be returned to you.) Remember that you must be a paid member in order to sign up for classes.

October - Charlotte Warr Andersen

Sunday, Oct. 15 "Applique for Realism in Brief." A demonstration using photos to make patterns for realistic applique figures and class project featuring reverse layering.

Monday, Oct. 16 "Portrait By Machine." Construction of a face using reverse layering technique without using a fusible product. Edges are finished with satin-stitch.

Tuesday, Oct. 17 "Layered Landscapes." Bring a landscape photo and turn it into an applique design. Layer the landscape so no muslin is needed.

November - Caryl Bryer Fallert

Sunday, Nov. 12 "Spontaneous Expressions." Introduction to layered and stitched applique.

Wednesday, Nov. 15 "Creative Freeform Piecing."

Thursday, Nov. 16 "Catty-Wampus Log Cabin." A log cabin variation off kilter.

I am looking forward to planning several other great workshops for the coming year and hope to have a schedule ready for September, so you can all plan ahead.

Finally, I was thinking of having a second Super Saturday called "Back to Basics." It would consist of several short 1-1/2 to 2 hour workshops on various basic techniques such as hand or machine piecing, rotary basics, hand or machine applique, the basics of basting a quilt and other topics. Perhaps you could help me in planning this by letting me know if you would be interested in a day like this, what you would like offered and if you might be interested in teaching one of the workshops. Please feel free to call, write or e-mail me. All ideas and suggestions are welcome.

Enjoy the rest of the summer. See you in September.

Liz Doyle - 914-232-3040
84 Mustato Road
Katonah, NY 10536
Elizied@AOL.Com

2001 Northern Star Quilters' Guild Challenge

1. Interpret a book or poem in a quilt, giving the name and author of your choice.
2. You must use at least two or all three of the three required fabrics in recognizable amounts. The challenge fabrics are three from the new fabric line Unforgettable from Timeless Treasures by our very own Adrienne Yorinks!

You can work in one of two different sizes:

- a. Standard size—perimeter maximum of 144 inches.
- b. Miniature—perimeter maximum of 80 inches.

The miniature should not just be a small quilt but should be a miniaturization of a traditional or contemporary pattern. In other words, do not submit a single standard sized block as your entry. If in doubt, ask a committee member.

This challenge will be an invitational exhibit at the Quilters' Heritage Show in Lancaster, March 2001. Any participant who will want to be in that show will need to indicate their interest in participating and the approximate size of their quilt(s) by December 2000. The committee will be responsible for sending the quilts to Lancaster and receiving them back. Fabric packets will consist of 1/4 yard pieces of each of three fabrics and they will be available at the June Guild meeting. Participants can purchase as many packets as they want.

Specific construction and quilting directions will be in each fabric packet.

Challenge Committee
Chair—Suzanne Sunday 234-6810
Jeri Riggs
Jennifer Ceisler 232-1146
Janice Nastasi

Check your membership list and inside page 2 for Committee Chairpersons' phone numbers.

A quilt is not a quilt ... until it's quilted!



Help for basting and/or customized machine quilting
is only a phone call away!

Caroline Kearney

914-228-6332

New Guild Pins Available

Our new Northern Star Quilters pins are available for members to purchase. They are somewhat larger than the original ones and look very attractive on our NSQG patchwork badges. You can buy them at the membership table for \$3.00.

We will have them available for sale at every meeting.

Sonny Rieber

Special Membership Discount!!!

At the Executive Meeting the Board discussed and passed a proposal to offer a membership discount. This will be a "Trial Balloon." We hope everyone will send in their membership dues on time or early. Early dues payment would certainly cut down all of those extra trips to the bank and extra accounting procedures as well as typing and untyping the master membership list and mailing labels for the newsletter.

Here's how it will work:

Those members who send in their dues to Sonny Rieber, VP Membership, postmarked by September 1, 2000 need only pay \$30 for annual membership. Just think, now you will have an extra \$5 to spend on fabric. Don't forget that we have some wonderful workshops coming up in the Fall and you must be a paid, card-carrying member in order to participate. Also, if your dues are not paid, then October will be the last month you will receive a newsletter.

After September 1st, the dues go back up to \$35. Please note, that only brand new members who join at the half-year mark will be allowed to pay \$17.50. Anyone who has previously been a member of the guild must pay the full \$35.

Find Sonny's address on page 1.

Quilt Show Raffle

As you spend your summer days quilting under a tree or by a lake—turn your thoughts to your favorite charity—would they like to receive between \$5000 to \$6000? Consider nominating that charity to be the recipient of money earned by our beautiful 2001 raffle quilt.

Look for the details in this or future *On Point!* edition.

Marie Sugar
Quilt Show Chairperson

Special Request

The Northern Star Quilters have been invited back to demonstrate quilting at the 2nd annual Family Day at the Wright-Reis Homestead in Somers on Saturday September 23rd. Last year, three of us gathered together at the homestead and spend a wonderful day quilting and discussing quilting with visitors.

We hope to have the raffle quilt available to quilt during the day.

To reserve your time slot please call me at 277-4266.

Marie Sugar
Quilt Show Chairperson

Limited Seats Still Open

I still have a limited number of openings for the quilt show committee for this year. Can you help?

A full list of the Quilt Show Committee meeting dates will be in the next newsletter.

Call Marie Sugar at (914 277-4266)

Secret Pals

If you have not made yourself known to your Secret Pal, please do so as soon as possible. There are some Secret Pals who want to say thanks for all of the nice gifts they have received throughout the year..

THE CITY QUILTER®



157 West 24th St.
212-807-0390

Tuesday - Friday,
11 to 7
Saturday, 10 to 6
Sunday, 11 to 5

Visit us on your next trip
to Manhattan!

fabric • books • notions • gifts

Located in the new Chelsea
art & shopping district

Next to parking;
bus & subway nearby



Quilt Basket

Classes Fabrics Supplies

Shop online at
<http://www.quiltbasket.com>

(914) 227-7606

1136 Route 376
Wappingers Falls, NY 12590

Road to . . . A comprehensive list compiled by Nancy Hantman



Exhibitions and Shows

- Ann Arbor, MI: "Amish Quilts 1880-1940 from the Collection of Faith and Stephen Brown," July 8-September 10, University of Michigan Museum of Art, 525 South State Street; 734-764-0395.
- San Jose, CA: "Contradictory Comforts: Women and Their Quilts, 1914-1945," July 14-September 3, San Jose Museum of Quilts and Textiles, 110 Paseo de San Antonio; 408-971-0323; <http://www.sjqmusem.org>.
- Morrisville, NY: "As the Spirit Moves You," July 23-August 3, Morrisville College. Contact: 315-684-6076; <http://isis.infinet.com/qqmarty/qbl.html>.
- Cromwell, CT: Fifth Annual Northeast Quilt Festival, July 27-30, Radisson Hotel and Conference Center: SASE to Northeast Quilters' Association, 2717 Main Street, Glastonbury, CT 06033; <http://www.sewland-usa.com>.
- Lansing, MI: World Quilt & Textile, August 4-6, The Lansing Center. SASE with \$2.00 to David M. & Peter J. Mancuso, Inc., P.O. Box 667, New Hope, PA 18938; <http://www.quiltfest.com>.
- Winston-Salem, NC: World Quilt & Textile, August 10-13, M. C. Benton Jr. Convention Center. SASE with \$2.00 to David M. & Peter J. Mancuso, Inc., P.O. Box 667, New Hope, PA 18938; <http://www.quiltfest.com>.
- San Diego, CA: 19th Annual San Diego Quilt Show, August 11-13, San Diego Concourse Plaza Hall, 202 C Street; 1-800-SAVE-CASH (room reservations); 619-443-2706; sdqs2000@juno.com.
- Corinth, NY: Hudson River Piecemakers' Show, August 12-13, Corinth Central School, High School Gym, Oak Street. Contact: Audrey Kirenan, 155 Big Bay Road, Queensbury, NY 12804; 518-793-3099.
- Oakland, CA: "Women of Taste: A Collaboration Celebrating Quilt Artists and Chefs," now through August 13, Oakland Museum of California, 10th and Oak Street; 510-238-2200; 202-357-2700.
- Saranac Lake, NY: Cabin Fever Quilters' Show, August 17-19, First Presbyterian Church, Church Street. Contact: Judy Kratts, 63 Riverside Drive, Saranac Lake, NY 12983; 518-891-3957; flathp@paulsmiths.edu.
- Lowell, MA: Lowell Quilt Festival, August 17-20, five sites in the city. Contact: 978-452-4207; <http://NEQuiltmuseum.org>.
- Cooksburg, PA: 15th Quilts in the Forest Show, August 18-20, Cook Forest Sawmill Center for the Arts, Cook Forest State Park. Contact: Nancy Skeddle, PO Box 180, Cooksburg, PA 16217; 814-744-9670; sawmill@penn.com.
- Cambridge, MA: "Walls and Beds: Art Quilts by Melissa Sarris and Carol Ann Grotrian," August 3-31, Cambridge Artists Cooperative Craft Gallery, 59A Church Street (Harvard Square); 617-868-4434; fax 617-868-5966.
- Westfield, NY: Westfield Quilters' "Window on the Past, Door to the Future," August 12-September 16. Contact: Kathleen Yaw, 3257 Donelson Road, Jamestown, NY 14701; yaw@madbbs.com.
- East Lyme, CT: Quilt Towne 2000, September 9-10, East Lyme High School, 30 Chesterfield Road (Route 161). Contact: Quiltscape@aol.com; <http://pages.cthome.net/nruete.Qshow2.html>.
- Pine Bush, NY: "A Harvest of Quilts V," September 23-24, Pine Bush High School, Route 302. SASE to Country Quilters Guild, PO Box 413, Pine Bush, NY 12566.
- Kingston, NY: Quilt 2000, October 7-8, Midtown Neighborhood Center, 467 Broadway: Contacts: Patty Curry, 914-687-0797; Susan Holland, 914-339-2312; susan-holland@usa.net.
- White Plains, NY: Village Squares Quilt Celebration VI, October 14-15, Memorial United Methodist Church, 250 Bryant Avenue. Contact: 914-592-7360; 914-423-1143.
- Intercourse, PA: "Amish Quilts and African American Quilts: Classics from Two Traditions," now through October 31, People's Place Quilt Museum, 3510 Old Philadelphia Pike; 717-768-7171.
- New York, NY: "Celebrating the American Wing: Acquisitions 1980-1999," now through November 30, Metropolitan Museum of Art, Fifth Avenue at 82nd Street; 212-535-7710. Includes a Tumbling Block quilt with Abraham Lincoln's signature on silk.
- Lancaster, PA: "Lancaster County Quilting Traditions," now through December 31, The Heritage Center Museum of Lancaster County, 13 West King Street; 717-299-6440; fax 717-299-6916.

Other Events

- Online auction of three quilts by Adrienne Yorinks (a guild member) to benefit the Texas Library Association, now through August 31; <http://www.txla.org/wells/gallery.html>.


- Washington, DC: "Flowers of Silk and Gold: Four Centuries of Ottoman Embroidery," now through July 30, Textile Museum, 2320 S Street NW; 202-667-0441.
- Newbury, NH: Quilt-a-Thon for ABC Quilts, August 5-13, Craftsmen's Fair, Mt. Sunapee State Park. Contact: ABC Quilts, 569 First NH TPK, Northwood, NH 03621; 603-942-9211; info@abcquilts.mv.com; http://www.jbu.edu/abcquilts/.
- New York, NY: Textiles by Anni Albers, now through August 20, Jewish Museum, Fifth Avenue at 92nd Street; 212-423-3200.
- Athens, OH: Quilt National '01 Juried Competition, Dairy Barn Arts Center, PO Box 747, Athens, OH 45701; http://www.quiltnational.com, http://www.dairybarn.org.
- Gallatin Gateway, MT: 7th Annual Montana Cowgirl Quilt Retreat, September 10-17 (reservations by August). Contact: Kelly Kelsey, Nine Quarter Circle Ranch, 5000 Taylor Fork Road, Gallatin Gateway, MT 59730; 406-995-4276.
- Kingston, NY: Wiltwyck Quilter's Workshops, September 22, October 21-22, November 18-19, December 17, January 20, March 17-18. Contact: Cheryl Potter, 914-331-2809.
- Stamford, CT: 11th Annual Antique Quilt Show and Sale, September 22-24, Stamford Historical Society, 1508 High Ridge Road; 203-329-1183.
- Paducah, KY: "New Quilts from an Old Favorite: Bear's Paw" Contest, deadline November 1. SASE to Museum of the American Quilter's Society, PO Box 1540, Paducah, KY 42002-1540; 270-442-8856; maqsmus@apex.net.

World Wide Web Sites

- Child Abuse Quilts at <http://mbgoodman.tripod.com/caq.caq1.html>
- Heartbeat Quilts at <http://www.heartbeatquilts.com>
- Jinny Beyer at <http://www.jinnybeyer.com>
- Sachiko's Quilt Gallery at <http://member.nifty.ne.jp/sachiko-quilt/>
- Sandra Townsend Donabed at <http://donabed.net>
- The Shelburne Museum at <http://www.shelburnemuseum.org>

The Country Quilter

344 Route 100
Somers, NY 10589
(914) 277-4820
Claire Oehler, Proprietor



Fabric - Books - Patterns - Notions - Gifts

Quilting Classes

Hours: Mondays - Saturdays 9:30 am - 5:30 pm
Thursdays until 9 pm
(open NSQG meeting nights until 7 pm)

July/August 2000

Northern Star Quilters' Guild
P.O. Box 232
Somers, New York 10589

Linda Vo
30 Greer
Mahopac

Comfort Quilts

Thanks and thanks again to the many hands which made the 182 quilts which we placed this year. Extra special thanks to those who come to Comfort Quilt meeting, lug sewing machines and supplies in and out, put tables up and down, sew, layer, cut and gab; you make the whole idea of comfort Quilts a reality.

Just a reminder and an invitation to join us on any Thursday except the first two in August. If you don't want to bring a sewing machine, you can help put together kits for next year, layer quilts, or do other jobs that are always here for extra hands to do. Or, maybe you would like to come and choose fabrics to take home to make a Comfort Quilt. You are always welcome.

Pat Baker

